



Search for the standard model Higgs boson decaying to bottom quarks in pp collisions at $\sqrt{s} = 7$ TeV [☆]

CMS Collaboration ^{*}

CERN, Switzerland

ARTICLE INFO

Article history:

Received 20 February 2012
 Received in revised form 28 February 2012
 Accepted 28 February 2012
 Available online 5 March 2012
 Editor: M. Doser

Keywords:

CMS
 Physics
 Higgs

ABSTRACT

A search for the standard model Higgs boson (H) decaying to $b\bar{b}$ when produced in association with weak vector bosons (V) is reported for the following modes: $W(\mu\nu)H$, $W(e\nu)H$, $Z(\mu\mu)H$, $Z(ee)H$ and $Z(\nu\nu)H$. The search is performed in a data sample corresponding to an integrated luminosity of 4.7 fb^{-1} , recorded by the CMS detector in proton–proton collisions at the LHC with a center-of-mass energy of 7 TeV. No significant excess of events above the expectation from background is observed. Upper limits on the VH production cross section times the $H \rightarrow b\bar{b}$ branching ratio, with respect to the expectations for a standard model Higgs boson, are derived for a Higgs boson in the mass range 110–135 GeV. In this range, the observed 95% confidence level upper limits vary from 3.4 to 7.5 times the standard model prediction; the corresponding expected limits vary from 2.7 to 6.7 times the standard model prediction.

© 2012 CERN. Published by Elsevier B.V. Open access under [CC BY-NC-ND license](#).

1. Introduction

The process by which the electroweak symmetry is broken in nature remains elusive. In the standard model (SM) [1–3] the Higgs mechanism is considered to be the explanation [4–9]. The search for the Higgs boson is currently one of the most important endeavors of experimental particle physics.

Direct searches by experiments at the Large Electron–Positron Collider (LEP) have set a 95% confidence level (CL) lower bound on the Higgs boson mass of $m_H > 114.4$ GeV [10]. Direct searches at the Tevatron exclude at 95% CL the 162–166 GeV mass range [11], and the ATLAS experiment at the Large Hadron Collider (LHC) excludes, also at 95% CL, the following three regions: $m_H \notin 145$ –206, 214–224, and 340–450 GeV [12–14]. Measurements of the W boson and top quark masses at LEP and the Tevatron, combined with precision measurements of electroweak parameters at the Z pole, provide an indirect constraint of $m_H < 158$ GeV at 95% CL [15]. The most likely mass for the SM Higgs boson remains near the LEP limit, where the Higgs boson decays predominantly into $b\bar{b}$. Experiments at the Tevatron have set 95% CL upper limits on the production cross section for a Higgs boson in this low-mass region. These limits range from approximately 4 to 10 times the standard model prediction, depending on the channels studied [16–22]. The observation of the $H \rightarrow b\bar{b}$ decay is of great importance in determining the nature of the Higgs boson.

At the LHC the main SM Higgs boson production mechanism is gluon fusion, with a cross section of ≈ 17 pb for $m_H = 120$ GeV [23–39]. However, in this production mode, the detection of the $H \rightarrow b\bar{b}$ decay is considered nearly impossible due to overwhelming dijet production expected from quantum-chromodynamic (QCD) interactions. The same holds true for the next most copious production mode, through vector-boson fusion, with a cross section of ≈ 1.3 pb [40–44]. Processes in which a low-mass Higgs boson is produced in association with a vector boson [45] have cross sections of ≈ 0.66 pb and ≈ 0.36 pb for WH and ZH, respectively.

In this Letter a search for the standard model Higgs boson in the $pp \rightarrow VH$ production mode is presented, where V is either a W or a Z boson. The analysis is performed in the 110–135 GeV Higgs boson mass range, using a data sample corresponding to an integrated luminosity of 4.7 fb^{-1} , collected in 2011 by the Compact Muon Solenoid (CMS) experiment at a center-of-mass energy of 7 TeV. The following final states are included: $W(\mu\nu)H$, $W(e\nu)H$, $Z(\mu\mu)H$, $Z(ee)H$ and $Z(\nu\nu)H$, all with the Higgs boson decaying to $b\bar{b}$. Backgrounds arise from production of W and Z bosons in association with jets (from all quark flavors), singly and pair-produced top quarks ($t\bar{t}$), dibosons and QCD multijet processes. Simulated samples of signal and backgrounds are used to provide guidance in the optimization of the analysis as a function of the Higgs boson mass. Control regions in data are selected to adjust the simulations and estimate the contribution of the main backgrounds in the signal region. Upper limits at the 95% CL on the $pp \rightarrow VH$ production cross section are obtained for Higgs boson masses between 110–135 GeV. These limits are

[☆] © CERN for the benefit of the CMS Collaboration.

^{*} E-mail address: cms-publication-committee-chair@cern.ch.

based on the observed event count and background estimate in signal-enriched regions selected using the output discriminant of a boosted-decision-tree algorithm [46] (BDT analysis). As a cross-check, limits are also derived from the observed event count in the invariant mass distribution of $H \rightarrow b\bar{b}$ candidates ($m(jj)$ analysis).

2. CMS detector and simulations

A detailed description of the CMS detector can be found elsewhere [47]. The momenta of charged particles are measured using a silicon pixel and strip tracker that covers the pseudorapidity range $|\eta| \leq 2.5$ and is immersed in a 3.8 T solenoidal magnetic field. The pseudorapidity is defined as $\eta = -\ln(\tan(\theta/2))$, where θ is the polar angle of the trajectory of a particle with respect to the direction of the counterclockwise proton beam. Surrounding the tracker are a crystal electromagnetic calorimeter (ECAL) and a brass-scintillator hadron calorimeter (HCAL), both used to measure particle energy depositions and consisting of a barrel assembly and two endcaps. The ECAL and HCAL extend to a pseudorapidity range of $|\eta| \leq 3.0$. A steel/quartz-fiber Cherenkov forward detector (HF) extends the calorimetric coverage to $|\eta| \leq 5.0$. The outermost component of the CMS detector is the muon system consisting of gas detectors placed in the steel return yoke to measure the momentum of muons traversing the detector.

Simulated samples of signal and backgrounds are produced using various event generators, with the CMS detector response modeled with GEANT4 [48]. The Higgs boson signal samples are produced using POWHEG [49] interfaced with the HERWIG [50] event generator. The diboson samples are generated with PYTHIA 6.4 [51]. The MADGRAPH 4.4 [52] generator is used for the W + jets, Z + jets, and $t\bar{t}$ samples. The single-top samples are produced with POWHEG and the QCD multijet samples with PYTHIA. The default set of parton distribution functions (PDF) used to produce these samples is CTEQ6L1 [53]. The PYTHIA parameters for the underlying event are set to the Z2 tune [54].

During the period in which the data for this analysis was recorded, the LHC instantaneous luminosity reached up to $3.5 \times 10^{33} \text{ cm}^{-2} \text{ s}^{-1}$ and the average number of pp interactions per bunch crossing was approximately ten. Additional pp interactions overlapping with the event of interest in the same bunch crossing, denoted as pile-up events (PU), are therefore added in the simulated samples to represent the PU distribution measured in data.

3. Triggers and event reconstruction

3.1. Triggers

Several triggers are used to collect events consistent with the signal hypothesis in each of the five channels. For the WH channels the trigger paths consist of several single-lepton triggers with tight lepton identification. Leptons are also required to be isolated from other tracks and calorimeter energy depositions to maintain an acceptable trigger rate. For the $W(\mu\nu)H$ channel, the trigger thresholds for the muon transverse momentum, p_T , are in the range of 17 to 40 GeV. The higher thresholds are used for the periods of higher instantaneous luminosity. The combined trigger efficiency is $\approx 90\%$ for signal events that would pass all offline requirements, described in Section 4. For the $W(e\nu)H$ channel, the electron p_T threshold ranges from 17 to 30 GeV. The lower-threshold trigger paths require two jets and a minimum requirement on an on-line estimate of the missing transverse energy, evaluated in the high level trigger algorithm as the modulus of the negative vector sum of the transverse momenta of all reconstructed jets identified by a particle-flow algorithm [55]. These extra requirements help to maintain acceptable trigger rates during the periods of high

instantaneous luminosity. The combined efficiency for these triggers for signal events that pass the final offline selection criteria is $>95\%$.

The $Z(\mu\mu)H$ channel uses the same single-muon triggers as the $W(\mu\nu)H$ channel. For the $Z(ee)H$ channel, dielectron triggers with lower p_T thresholds (17 and 8 GeV) and tight isolation requirements are used. These triggers are $\approx 99\%$ efficient for all ZH signal events that pass the final offline selection criteria. For the $Z(\nu\nu)H$ channel, a combination of four triggers is used. The first one requires missing transverse energy >150 GeV and is used for the complete dataset. The other triggers use lower thresholds on the missing transverse energy (evaluated for these cases using all energy deposits in the calorimeter), but require the presence of jets. One of these triggers requires missing transverse energy above 80 GeV and a central ($|\eta| < 2.4$) jet with p_T above 80 GeV, and the other two require the presence of two central jets with $p_T > 20$ GeV and missing transverse energy thresholds of 80 and 100 GeV, depending on the luminosity. The combined trigger efficiency for $Z(\nu\nu)H$ signal events is $\approx 98\%$ with respect to the offline event reconstruction and selection, described below.

3.2. Event reconstruction

The reconstructed interaction vertex with the largest value of $\sum_i p_{T_i}^2$, where p_{T_i} is the transverse momentum of the i -th track associated to the vertex, is selected as the primary event vertex. This vertex is used as the reference vertex for all relevant objects in the event, which are reconstructed with the particle-flow algorithm. The PU interactions affect jet momentum reconstruction, missing transverse energy reconstruction, lepton isolation and b-tagging efficiency. To mitigate these effects, a track-based algorithm that filters all charged hadrons that do not originate from the primary interaction is used. In addition, a calorimeter-based algorithm evaluates the energy density in the calorimeter from interactions not related to the primary vertex and subtracts its contribution to reconstructed jets in the event [56].

Jets are reconstructed from particle-flow objects [55] using the anti- k_T clustering algorithm [57], as implemented in the FASTJET package [58,59], using a distance parameter of 0.5. Each jet is required to be within $|\eta| < 2.5$, to have at least two tracks associated to it, and to have electromagnetic and hadronic energy fractions of at least 1% of the total jet energy. Jet energy corrections, as a function of pseudorapidity and transverse energy of the jet, are applied [60]. The missing transverse energy vector is calculated offline as the negative of the vectorial sum of transverse momenta of all particle-flow objects identified in the event, and the magnitude of this vector is referred to as E_T^{miss} in the rest of this Letter.

Electron reconstruction requires the matching of an energy cluster in the ECAL with a track in the silicon tracker [61]. Identification criteria based on the ECAL shower shape, track-ECAL cluster matching, and consistency with the primary vertex are imposed. Additional requirements are imposed to remove electrons produced by photon conversions. In this analysis, electrons are considered in the pseudorapidity range $|\eta| < 2.5$, excluding the $1.44 < |\eta| < 1.57$ transition region between the ECAL barrel and endcap.

Muons are reconstructed using two algorithms [62]: one in which tracks in the silicon tracker are matched to signals in the muon chambers, and another in which a global track fit is performed seeded by signals in the muon system. The muon candidates used in the analysis are required to be reconstructed successfully by both algorithms. Further identification criteria are imposed on the muon candidates to reduce the fraction of tracks misidentified as muons. These include the number of measurements in the

tracker and the muon system, the fit quality of the muon track, and its consistency with the primary vertex.

Charged leptons from W and Z boson decays are expected to be isolated from other activity in the event. For each lepton candidate, a cone is constructed around the track direction at the event vertex. The scalar sum of the transverse energy of each reconstructed particle compatible with the primary vertex and contained within the cone is calculated excluding the contribution from the lepton candidate itself. If this sum exceeds approximately 10% of the candidate p_T the lepton is rejected; the exact requirement depends on the lepton η , p_T and flavor.

The Combined Secondary Vertex (CSV) b-tagging algorithm [63] is used to identify jets that are likely to arise from the hadronization of b quarks. This algorithm combines the information about track impact parameters and secondary vertices within jets in a likelihood discriminant to provide separation of b jets from jets originating from light quarks and gluons, and also from charm quarks. Several working points for the CSV output discriminant are used in the analysis, with different efficiencies and misidentification rates for b jets. For a CSV > 0.90 requirement the efficiencies to tag b quarks, c quarks, and light quarks, are approximately 50%, 6%, and 0.15%, respectively [64]. The corresponding efficiencies for CSV > 0.244 are approximately 82%, 40%, and 12%.

All events from data and from the simulated samples are required to pass the same trigger and event reconstruction algorithms. Scale factors that account for the differences in the performance of these algorithms between data and simulations are computed and used in the analysis.

4. Event selection

The background processes to VH production are vector-boson + jets, $t\bar{t}$, single-top, dibosons (VV) and QCD multijet production. These overwhelm the signal by several orders of magnitude. The event selection for the BDT analysis is based first on the kinematic reconstruction of the vector bosons and the Higgs boson decay into two b-tagged jets. Backgrounds are then substantially reduced by requiring a significant boost in the p_T of the vector boson and the Higgs boson [65], which can recoil away from each other with a large azimuthal opening angle, $\Delta\phi(V, H)$, between them. The boost requirements in the $Z(\ell\ell)H$ and WH analyses are $p_T > 100$ and $p_T > 150$ GeV, respectively. The fractions of signal events that satisfy these requirements are approximately 25% and 10%. For the $Z(\nu\nu)H$ analysis the boost requirement is $p_T > 160$ GeV.

Candidate $W \rightarrow \ell\nu$ decays are identified by requiring the presence of a single isolated lepton and additional missing transverse energy. Muons are required to have a p_T above 20 GeV; the corresponding value for electrons is 30 GeV. For the $W(e\nu)H$ analysis, E_T^{miss} is required to be greater than 35 GeV to reduce contamination from QCD multijet processes.

Candidate $Z \rightarrow \ell\ell$ decays are reconstructed by combining isolated, oppositely charged pairs of electrons or muons, each lepton with $p_T > 20$ GeV, and requiring the dilepton invariant mass to satisfy $75 \text{ GeV} < m_{\ell\ell} < 105 \text{ GeV}$. The identification of $Z \rightarrow \nu\bar{\nu}$ decays requires $E_T^{\text{miss}} > 160 \text{ GeV}$. The high threshold is dictated by the trigger and is consistent with a significant boost in the p_T of the Z boson. The QCD multijet background is greatly reduced in this channel when requiring that the E_T^{miss} does not originate from mismeasured jets. To that end, a $\Delta\phi(E_T^{\text{miss}}, \text{jet}) > 0.5$ radians requirement is applied on the azimuthal angle between the E_T^{miss} direction and the closest jet with $p_T > 20$ GeV and $|\eta| < 2.5$. To reduce backgrounds from $t\bar{t}$ and WZ in the WH and $Z(\nu\nu)H$ channels, events with additional isolated leptons, N_{al} , with $p_T > 20$ GeV are rejected.

Table 1

Event selection for the BDT analysis. Where applicable, the tighter requirements for the $m(\text{jj})$ analysis are listed in parenthesis. Entries marked “–” indicate that no requirement is made for that variable. The first two lines refer to the p_T threshold on the leading (j_1) and sub-leading (j_2) jets. CSV_{max} and CSV_{min} are the maximum and minimum b-tag requirements among the two jets.

Variable	$W(\ell\nu)H$	$Z(\ell\ell)H$	$Z(\nu\nu)H$
$p_T(j_1)$	>30 GeV	>20 GeV	>80 GeV
$p_T(j_2)$	>30 GeV	>20 GeV	>20 GeV
$p_T(\text{jj})$	>150 (165) GeV	>100 GeV	>160 GeV
$p_T(V)$	>150 (160) GeV	>100 GeV	–
E_T^{miss}	>35 GeV [for $W(e\nu)H$]	–	>160 GeV
$\Delta\phi(V, H)$	– (>2.95) rad	– (>2.90) rad	– (>2.90) rad
CSV_{max}	>0.40 (0.90)	>0.244 (0.90)	>0.50 (0.90)
CSV_{min}	>0.40	>0.244 (0.50)	>0.50
N_{al}	= 0	–	= 0
N_{aj}	– (= 0)	– (<2)	– (= 0)
$\Delta\phi(E_T^{\text{miss}}, \text{jet})$	–	–	>0.5 (1.5) rad

The reconstruction of the $H \rightarrow b\bar{b}$ decay is made by requiring the presence of two central ($|\eta| < 2.5$) jets above a minimum p_T threshold, and tagged by the CSV algorithm. If more than two such jets are found in the event, the pair of jets with the highest total dijet transverse momentum, $p_T(\text{jj})$, is selected. After the b-tagging requirements are applied, the fraction of $H \rightarrow b\bar{b}$ candidates in signal events that contain the two b jets from the Higgs boson decay is near 100%. The background from $V + \text{jets}$ and dibosons is reduced significantly through b tagging, and sub-processes where the two jets originate from genuine b quarks dominate the final selected data sample.

The BDT analysis is implemented in the TMVA framework [66]. To better separate signal from background under different Higgs boson mass hypotheses, the BDT is trained separately at each mass value using simulated samples for signal and background that pass the event selection described above. The final set of input variables is chosen by iterative optimization from a larger number of potentially discriminating variables. The same set is used for all modes and for all Higgs boson mass hypotheses tested. These include the dijet invariant mass $m(\text{jj})$, the dijet transverse momentum $p_T(\text{jj})$, the separation in pseudorapidity between the two jets $|\Delta\eta(\text{jj})|$, the transverse momentum of the vector boson $p_T(V)$, the maximum and minimum CSV values among the two jets, the azimuthal angle between the vector boson and the dijets $\Delta\phi(V, H)$, and the number of additional central jets N_{aj} . A signal region, where observed and expected events are counted, is identified in the BDT output distribution by optimizing a figure of merit that takes into account the level of systematic uncertainty on the expected background.

Table 1 summarizes the selection criteria used in each of the five channels for both the BDT and the $m(\text{jj})$ analyses. For the cross-check $m(\text{jj})$ analysis more stringent requirements are imposed on several of the variables used for the BDT selection. In addition, explicit requirements are made on $\Delta\phi(V, H)$ and on N_{aj} . For each Higgs boson mass, m_H , tested events are counted in a 30 GeV window centered on the mean of the expected dijet mass peak. For the $Z(\ell\ell)H$ modes the dijet mass distribution is asymmetric and the window is centered 5 GeV lower than m_H , while for the WH and $Z(\nu\nu)H$ modes the window is centered at m_H . For these modes a higher p_T boost requirement is made resulting in more collimated b jets and a mass peak more symmetric around m_H . For every channel, the $m(\text{jj})$ analysis was found to be about 10% less sensitive than the BDT analysis.

5. Background control regions

Appropriate control regions that are orthogonal to the signal region are identified in data and used to adjust the Monte Carlo simulation normalization for the most important background processes: $W + \text{jets}$ and $Z + \text{jets}$ (with light- and heavy-flavor jets), and $t\bar{t}$. For each of the search channels and for each of these background processes, a control region is found such that its composition is enriched in that specific background process. The discrepancies between the expected and observed yields in the data in these control regions are used to obtain a scale factor by which the normalizations of the simulations are adjusted. For each channel, this procedure is performed simultaneously for all control regions. The background yields in the signal region from these sources are then estimated from the adjusted simulation samples. The uncertainties in the scale factor determination include a statistical uncertainty due to the finite size of the samples and an associated systematic uncertainty from the differences in the shapes of the distributions that could affect the estimate of the yields when extrapolating to the signal region. These systematic uncertainties are obtained by varying the control region selection criteria in order to select regions of phase space that are closer or further from the signal region. The systematic uncertainty assigned covers the largest variation in the scale factor value found. The procedures applied in the construction of the control regions include reversing the b-tagging requirements to enhance $W + \text{jets}$ and $Z + \text{jets}$ with light-flavor jets, enforcing a tighter b-tagging requirement and requiring extra jets to enhance $t\bar{t}$, and requiring low boost in order to enhance $Vb\bar{b}$ over $t\bar{t}$.

Consistent scale factors are found for each background process across the different channels. For $t\bar{t}$, $V + \text{udscg}$, and $Zb\bar{b}$ production the scale factors are compatible with unity within their uncertainties (10–20%). For $Wb\bar{b}$, the control region selected contains approximately 50% $Wb\bar{b}$ and single-top events, with the remainder being $t\bar{t}$ and $W + \text{udscg}$, which are well constrained by their own control regions. A choice is made to assign the observed excess of events in this region all to $Wb\bar{b}$, leading to a scale factor of 2 for this background, while the estimate of single-top production is taken from the simulation. Reversing this assignment has a negligible effect on the final result of the analysis. The total uncertainty (excluding luminosity) assigned to the $Wb\bar{b}$ yield in the signal region is approximately 30%. This includes a 15% uncertainty on the extrapolation of the yield from the control region to the signal region, determined in data with the method outlined above. The systematic uncertainty assigned to the predicted yield for single-top production is 30%. The diboson background is taken from the simulation and a systematic uncertainty of 30% is assigned.

For $Z(\nu\nu)H$ the QCD multijet background in the signal region is estimated from data using control regions of high and low values of two uncorrelated variables with significant discriminating power towards such events. One is the angle between the missing energy vector and the closest jet in azimuth, $\Delta\phi(E_T^{\text{miss}}, \text{jet})$, and the other is the sum of the CSV values of the two b-tagged jets. The signal region is at high values of both discriminants, while QCD multijet events populate regions with low values of either. The method predicts a very small contamination of 0.015 ± 0.008 for these background events, which is considered to be negligible. For all other search channels, after all selection criteria are applied, the QCD multijet backgrounds are also found to be negligible and not discussed in what follows.

6. Yield uncertainties

Table 2 lists the uncertainties on the expected signal and background yields that enter in the limit calculation.

Table 2

Uncertainties in the signal and background yields due to the uncertainty in the sources listed. The ranges quoted are due to variations in mode, specific process, and Higgs boson mass hypothesis. See text for details.

Source	Range
Luminosity	4.5%
Lepton efficiency and trigger (per lepton)	3%
$Z(\nu\nu)H$ triggers	2%
Jet energy scale	2–3%
Jet energy resolution	3–6%
Missing transverse energy	3%
b-Tagging	3–15%
Signal cross section (scale and PDF)	4%
Signal cross section (p_T boost, EWK/QCD)	5–10%/10%
Signal Monte Carlo statistics	1–5%
Backgrounds (data estimate)	10–35%
Diboson and single-top (simulation estimate)	30%

The uncertainty in the CMS luminosity measurement for the dataset used in the analysis is estimated to be 4.5% [67]. Muon and electron trigger, reconstruction, and identification efficiencies are determined in data from samples of leptonic Z boson decays. The uncertainty on the yields due to the trigger efficiency is 2% per charged lepton and the uncertainty on the identification efficiency is also 2% per lepton. The parameters describing the $Z(\nu\nu)H$ trigger efficiency turn-on curve have been varied within their statistical uncertainties and for different assumptions on the methodology to derive the efficiency. A yield uncertainty of 2% is estimated.

The jet energy scale is varied within one standard deviation as a function of jet p_T and η . The efficiency of the analysis selection is recomputed to assess the variation in yield. Depending on the process, a 2–3% yield variation is found. The effect of the uncertainty on the jet energy resolution is evaluated by smearing the jet energies according to the measured uncertainty. Depending on the process, a 3–6% variation in yields due to this effect is obtained. An uncertainty of 3% is assigned to the yields of all processes in the WH and $Z(\nu\nu)H$ modes due to the uncertainty related to the missing transverse energy estimate.

Data-to-simulation b-tagging scale factors, measured in $t\bar{t}$ events, are applied consistently to jets in signal and background events. The measured uncertainties for the b-tagging scale factors are: 6% per b tag, 12% per charm tag and of 15% per mistagged jet (originating from gluons and light u, d, s quarks). These translate into yield uncertainties in the 3–15% range, depending on the channel and the specific process.

The total VH signal cross section has been calculated to next-to-next-to-leading (NNLO) order accuracy, and the total theoretical uncertainty is 4% [39], including the effect of scale and PDF variations [68–72]. This analysis is performed in the boosted regime, and thus, potential differences in the p_T spectrum of the V and H between data and Monte Carlo generators could introduce systematic effects in the signal acceptance and efficiency estimates. Calculations are available that estimate the next-to-leading-order (NLO) electroweak [73–76] and NNLO QCD [77,78] corrections to VH production in the boosted regime. The central value used for the cross section in the analysis was not adjusted for these calculations. The estimated uncertainties from electroweak corrections for a boost of ~ 150 GeV are 5% for ZH and 10% for WH. For the QCD correction, a 10% uncertainty is estimated for both ZH and WH, which includes effects due to additional jet activity from initial- and final-state radiation. The finite size of the signal Monte Carlo samples, after all selection criteria are applied, contributes 1–5% uncertainty across all channels.

The uncertainty in the background yields that results from the estimates from data is in the 10–35% range. For the predictions

Table 3
 Predicted signal and background yields and observed number of events in data for the signal region defined by a BDT output value larger than the value listed. The uncertainty quoted is the total uncertainty, excluding luminosity. Results are given separately for each channel and Higgs boson mass hypothesis. Wlf and Zlf denote $W + \text{udscg}$ and $Z + \text{udscg}$, respectively. ST and VV denote single top and dibosons.

$W(\mu\nu)H$						
Process	110 GeV	115 GeV	120 GeV	125 GeV	130 GeV	135 GeV
Wlf	0.23 ± 0.14	0.67 ± 0.29	1.49 ± 0.48	0.39 ± 0.20	1.48 ± 0.48	0.95 ± 0.38
$Wb\bar{b}$	11.04 ± 2.55	7.78 ± 1.95	8.32 ± 2.04	4.50 ± 1.30	9.01 ± 2.16	6.89 ± 1.78
$Zb\bar{b}$	0.84 ± 0.62	0.84 ± 0.62	1.29 ± 0.79	0.84 ± 0.62	1.29 ± 0.79	1.29 ± 0.79
$t\bar{t}$	1.66 ± 0.59	2.90 ± 0.85	2.90 ± 0.84	1.31 ± 0.54	2.79 ± 0.80	1.71 ± 0.63
ST	1.32 ± 0.52	1.94 ± 0.72	2.58 ± 0.92	1.74 ± 0.66	2.44 ± 0.88	1.59 ± 0.60
VV	1.93 ± 0.66	1.30 ± 0.46	1.12 ± 0.40	0.53 ± 0.21	0.76 ± 0.29	0.55 ± 0.21
B_{exp}	17.02 ± 2.83	15.44 ± 2.39	17.70 ± 2.60	9.32 ± 1.70	17.78 ± 2.65	12.99 ± 2.18
Signal	2.45 ± 0.50	2.06 ± 0.42	1.78 ± 0.36	1.08 ± 0.22	1.12 ± 0.23	0.75 ± 0.15
N_{obs}	22	23	27	15	22	13
BDT	0.21	0.20	0.20	0.11	0.21	0.23
$W(e\nu)H$						
Process	110 GeV	115 GeV	120 GeV	125 GeV	130 GeV	135 GeV
Wlf	0.13 ± 0.11	0.51 ± 0.26	0.37 ± 0.17	0.23 ± 0.12	0.28 ± 0.14	0.10 ± 0.11
$Wb\bar{b}$	4.69 ± 1.06	3.44 ± 1.28	3.72 ± 1.13	3.53 ± 1.10	1.75 ± 0.70	2.08 ± 0.76
$Zb\bar{b}$	0.03 ± 0.03	0.03 ± 0.03	–	–	–	–
$t\bar{t}$	0.99 ± 0.46	1.70 ± 0.65	2.31 ± 0.72	2.07 ± 0.71	1.42 ± 0.58	1.17 ± 0.51
ST	1.59 ± 0.59	1.53 ± 0.59	1.75 ± 0.67	1.94 ± 1.94	1.51 ± 0.59	1.33 ± 0.52
VV	1.02 ± 0.36	0.63 ± 0.24	0.56 ± 0.22	0.45 ± 0.18	0.29 ± 0.14	0.25 ± 0.12
B_{exp}	8.46 ± 1.36	7.84 ± 1.59	8.72 ± 1.52	8.21 ± 2.35	5.25 ± 1.10	4.92 ± 1.07
Signal	1.63 ± 0.34	1.39 ± 0.29	1.20 ± 0.25	1.04 ± 0.21	0.76 ± 0.16	0.61 ± 0.13
N_{obs}	9	10	10	9	8	5
BDT	0.20	0.13	0.21	0.09	0.22	0.24
$Z(\mu\mu)H$						
Process	110 GeV	115 GeV	120 GeV	125 GeV	130 GeV	135 GeV
Zlf	1.16 ± 0.59	0.95 ± 0.52	1.67 ± 0.72	0.62 ± 0.42	0.81 ± 0.48	1.53 ± 0.90
$Zb\bar{b}$	4.85 ± 1.48	3.14 ± 1.06	7.05 ± 1.98	4.38 ± 1.48	5.67 ± 1.79	4.06 ± 1.52
$t\bar{t}$	0.64 ± 0.22	0.38 ± 0.16	1.05 ± 0.32	0.58 ± 0.21	1.19 ± 0.32	0.83 ± 0.29
VV	0.92 ± 0.35	0.73 ± 0.26	1.01 ± 0.35	0.55 ± 0.20	0.38 ± 0.14	0.15 ± 0.06
B_{exp}	7.57 ± 1.64	5.20 ± 1.22	10.78 ± 2.16	6.13 ± 1.57	8.05 ± 1.88	6.58 ± 1.79
Signal	0.92 ± 0.17	0.73 ± 0.13	0.88 ± 0.16	0.67 ± 0.12	0.59 ± 0.11	0.43 ± 0.08
N_{obs}	7	5	6	6	11	10
BDT	–0.207	–0.195	–0.246	–0.221	–0.313	–0.243
$Z(ee)H$						
Process	110 GeV	115 GeV	120 GeV	125 GeV	130 GeV	135 GeV
Zlf	0.02 ± 0.02	0.02 ± 0.02	0.20 ± 0.19	0.32 ± 0.30	0.36 ± 0.35	0.02 ± 0.02
$Zb\bar{b}$	2.44 ± 0.97	2.51 ± 0.98	5.89 ± 2.09	5.48 ± 2.04	2.36 ± 0.97	3.44 ± 1.19
$t\bar{t}$	0.11 ± 0.08	0.16 ± 0.09	0.38 ± 0.17	0.34 ± 0.15	–	0.12 ± 0.09
VV	1.06 ± 0.37	1.07 ± 0.38	1.05 ± 0.37	0.92 ± 0.33	0.23 ± 0.10	0.46 ± 0.19
B_{exp}	3.63 ± 1.05	3.76 ± 1.05	7.52 ± 2.14	7.06 ± 2.09	2.95 ± 1.03	4.04 ± 1.21
Signal	0.68 ± 0.13	0.64 ± 0.12	0.74 ± 0.14	0.53 ± 0.10	0.32 ± 0.06	0.26 ± 0.05
N_{obs}	2	4	4	6	5	4
BDT	0.61	0.63	0.55	0.59	0.65	0.67
$Z(\nu\nu)H$						
Process	110 GeV	115 GeV	120 GeV	125 GeV	130 GeV	135 GeV
Wlf	–	–	–	0.89 ± 0.18	1.53 ± 0.32	1.53 ± 0.32
$Wb\bar{b}$	4.46 ± 0.99	6.09 ± 1.35	6.12 ± 1.35	5.49 ± 1.22	3.23 ± 0.71	5.51 ± 1.22
Zlf	1.27 ± 0.24	1.95 ± 0.37	1.20 ± 0.23	0.70 ± 0.13	0.66 ± 0.13	0.92 ± 0.18
$Zb\bar{b}$	5.74 ± 1.42	8.98 ± 2.21	6.47 ± 1.30	7.49 ± 1.85	8.77 ± 1.76	10.92 ± 2.19
$t\bar{t}$	1.04 ± 0.12	1.83 ± 0.21	1.96 ± 0.23	1.46 ± 0.17	1.19 ± 0.14	1.83 ± 0.21
ST	0.61 ± 0.22	0.85 ± 0.31	0.19 ± 0.07	0.27 ± 0.10	0.66 ± 0.24	0.53 ± 0.19
VV	1.66 ± 0.55	1.64 ± 0.54	1.24 ± 0.41	0.56 ± 0.18	0.26 ± 0.09	0.41 ± 0.14
B_{exp}	14.78 ± 1.84	21.34 ± 2.70	17.18 ± 1.95	16.86 ± 2.24	16.30 ± 1.95	21.65 ± 2.55
Signal	1.82 ± 0.33	2.23 ± 0.40	1.70 ± 0.30	1.64 ± 0.29	1.11 ± 0.20	0.98 ± 0.18
N_{obs}	15	24	20	17	16	19
BDT	–0.18	–0.17	–0.15	–0.20	–0.22	–0.25

obtained solely from simulation, as described in Section 5, an uncertainty of 30% (approximately the uncertainty on the measured cross section) is assigned for single-top. For the diboson backgrounds, a 30% yield uncertainty is assumed.

7. Results

The primary physics result presented in this Letter is an upper limit on the production of a standard model Higgs boson in as-

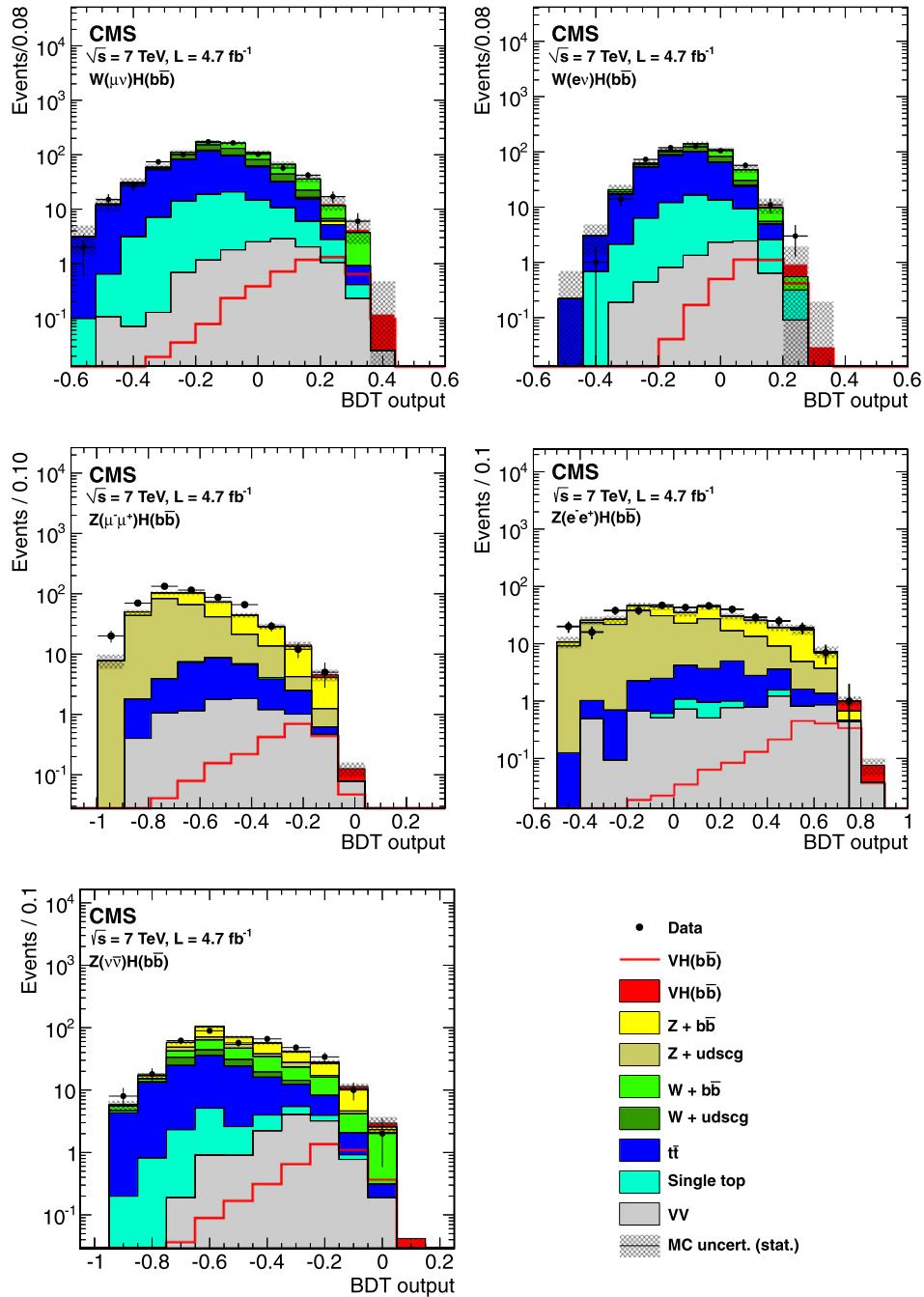


Fig. 1. Distributions of the BDT output, for $m_H = 115$ GeV, for each mode after all selection criteria are applied. The solid histograms for the backgrounds and the signal are summed cumulatively. The line histogram for signal is also shown superimposed. The data is represented by points with error bars.

sociation with a vector boson and decaying to a $b\bar{b}$ pair. Table 3 lists, for each Higgs boson mass hypothesis considered, the expected signal and background yields in the signal region for the BDT analysis, together with the observed number of events. Table 3 also lists the requirements on the output of the BDT distributions that define the signal region. These distributions are shown in Fig. 1 for the $m_H = 115$ GeV case, where data are overlaid with the predicted sample composition. The invariant dijet mass distribution, combined for all channels, for events that pass the $m(jj)$ analysis selection is shown in Fig. 2. The predicted number of background events are determined in data using the control regions described in Section 5, and from direct expectations from simulation for those backgrounds for which scale factors were not ex-

plicitly derived from control regions. Signal yields are determined from the simulations. The uncertainties include all sources listed in Section 6, except for luminosity. Total signal uncertainties are approximately 20%, and total background uncertainties are approximately in the 20 to 30% range.

No significant excess of events is observed in any channel, and the results of all channels are combined to obtain 95% CL upper limits on the Higgs boson production cross section in the VH modes with $H \rightarrow b\bar{b}$, relative to the standard model prediction. This is done separately for both the BDT and $m(jj)$ analyses for assumed Higgs boson masses in the 110–135 GeV range. The observed limits at each mass point, the median expected limits and the 1σ and 2σ bands are calculated using the modified frequentist

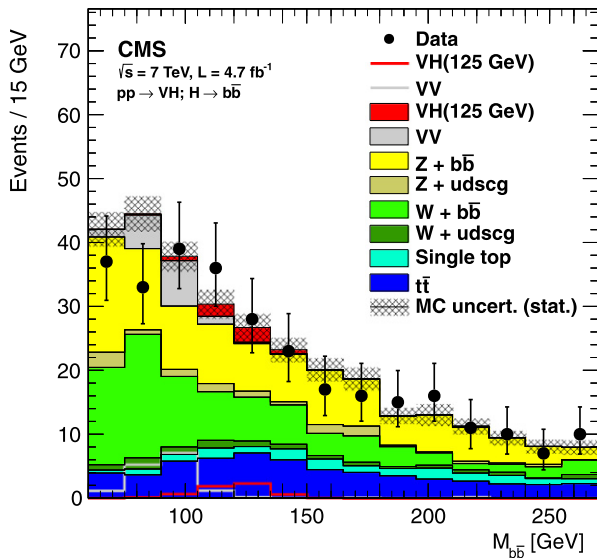


Fig. 2. Dijet invariant mass distribution, combined for all channels, for events that pass the $m(jj)$ analysis selection. The solid histograms for the backgrounds and the signal are summed cumulatively. The line histogram for signal and for VV backgrounds are also shown superimposed. The data is represented by points with error bars.

Table 4

Expected and observed 95% CL upper limits on the product of the VH production cross section times the $H \rightarrow b\bar{b}$ branching ratio, with respect to the expectations for a standard model Higgs boson. The primary results are those from the $m(jj)$ analysis, the $m(jj)$ analysis is presented as a cross check.

m_H (GeV)	110	115	120	125	130	135
BDT Exp.	2.7	3.1	3.6	4.3	5.3	6.7
BDT Obs.	3.1	5.2	4.4	5.7	9.0	7.5
$m(jj)$ Exp.	3.0	3.2	4.4	4.7	6.4	7.7
$m(jj)$ Obs.	3.4	5.6	6.7	6.3	10.5	8.9

method CL_s [79–81]. The inputs to the limit calculation include the number of observed events (N_{obs}), and the signal and background estimates (B_{exp}), which are listed in Table 3 for the BDT analysis. The systematic and statistical uncertainties on the signal and background estimates, listed in Section 6, are treated as nuisance parameters in the limit calculations, with appropriate correlations taken into account.

Table 4 summarizes, for the BDT and $m(jj)$ analyses, the expected and observed 95% CL upper limits on the product of the VH production cross section times the $H \rightarrow b\bar{b}$ branching ratio, with respect to the expectations for a standard model Higgs boson (σ/σ_{SM}). The expected sensitivity of the BDT analysis is determined to be superior and it is considered to be the main result in this Letter. The BDT results are displayed in Fig. 3.

8. Summary

A search for the standard model Higgs boson decaying to $b\bar{b}$ when produced in association with weak vector bosons is reported for the following channels: $W(\mu\nu)H$, $W(e\nu)H$, $Z(\mu\mu)H$, $Z(ee)H$ and $Z(\nu\nu)H$. The search is performed in a data sample corresponding to an integrated luminosity of 4.7 fb^{-1} . No significant excess of events above the expectation from background is observed. Upper limits on the VH production cross section times the $H \rightarrow b\bar{b}$ branching ratio, with respect to the expectations for a standard model Higgs boson, are derived for a Higgs boson in the mass range 110–135 GeV. In this range, the observed 95% confidence

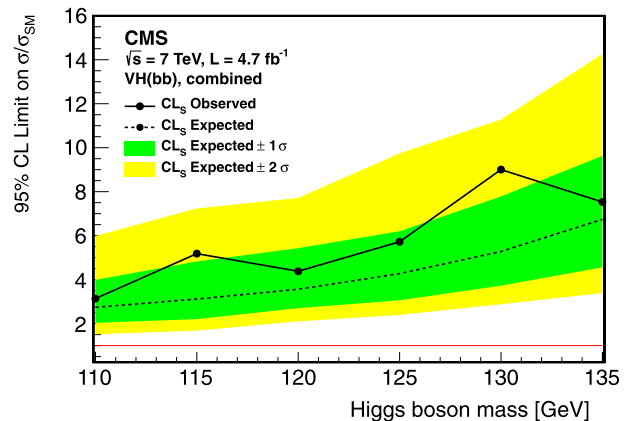


Fig. 3. Expected and observed 95% CL upper limits on the product of the VH production cross section times the $H \rightarrow b\bar{b}$ branching ratio, with respect to the expectations for a standard model Higgs boson, for the BDT analysis.

level upper limits vary from 3.4 to 7.5 times the standard model prediction; the corresponding expected limits vary from 2.7 to 6.7. This Letter reports the first upper limits from the LHC in these channels.

Acknowledgements

We congratulate our colleagues in the CERN accelerator departments for the excellent performance of the LHC machine. We thank the technical and administrative staff at CERN and other CMS institutes, and acknowledge support from: FMSR (Austria); FNRS and FWO (Belgium); CNPq, CAPES, FAPERJ, and FAPESP (Brazil); MES (Bulgaria); CERN; CAS, MoST, and NSFC (China); COLCIENCIAS (Colombia); MSES (Croatia); RPF (Cyprus); MoER, SF0690030s09 and ERDF (Estonia); Academy of Finland, MEC, and HIP (Finland); CEA and CNRS/IN2P3 (France); BMBF, DFG, and HGF (Germany); GSRT (Greece); OTKA and NKTH (Hungary); DAE and DST (India); IPM (Iran); SFI (Ireland); INFN (Italy); NRF and WCU (Republic of Korea); LAS (Lithuania); CINVESTAV, CONACYT, SEP, and UASLP-FAI (Mexico); MSI (New Zealand); PAEC (Pakistan); MSHE and NSC (Poland); FCT (Portugal); JINR (Armenia, Belarus, Georgia, Ukraine, Uzbekistan); MON, RosAtom, RAS and RFBR (Russia); MSTD (Serbia); MICINN and CPAN (Spain); Swiss Funding Agencies (Switzerland); NSC (Taipei); TUBITAK and TAEK (Turkey); STFC (United Kingdom); DOE and NSF (USA). Individuals have received support from the Marie-Curie programme and the European Research Council (European Union); the Leventis Foundation; the A.P. Sloan Foundation; the Alexander von Humboldt Foundation; the Belgian Federal Science Policy Office; the Fonds pour la Formation à la Recherche dans l'Industrie et dans l'Agriculture (FRIA-Belgium); the Agentschap voor Innovatie door Wetenschap en Technologie (IWT-Belgium); the Council of Science and Industrial Research, India; and the HOMING PLUS programme of Foundation for Polish Science, cofinanced from European Union, Regional Development Fund.

Open access

This article is published Open Access at sciencedirect.com. It is distributed under the terms of the Creative Commons Attribution License 3.0, which permits unrestricted use, distribution, and reproduction in any medium, provided the original authors and source are credited.

References

- [1] S.L. Glashow, Nucl. Phys. 22 (1961) 579, doi:10.1016/0029-5582(61)90469-2.
- [2] S. Weinberg, Phys. Rev. Lett. 19 (1967) 1264, doi:10.1103/PhysRevLett.19.1264.
- [3] A. Salam, Weak and electromagnetic interactions, in: N. Svartholm (Ed.), Elementary Particle Physics: Relativistic Groups and Analyticity, Proceedings of the Eighth Nobel Symposium, Almquist & Wiskell, 1968, p. 367.
- [4] F. Englert, R. Brout, Phys. Rev. Lett. 13 (1964) 321, doi:10.1103/PhysRevLett.13.321.
- [5] P.W. Higgs, Phys. Lett. 12 (1964) 132, doi:10.1016/0031-9163(64)91136-9.
- [6] P.W. Higgs, Phys. Rev. Lett. 13 (1964) 508, doi:10.1103/PhysRevLett.13.508.
- [7] G.S. Guralnik, C.R. Hagen, T.W.B. Kibble, Phys. Rev. Lett. 13 (1964) 585, doi:10.1103/PhysRevLett.13.585.
- [8] P.W. Higgs, Phys. Rev. 145 (1966) 1156, doi:10.1103/PhysRev.145.1156.
- [9] T.W.B. Kibble, Phys. Rev. 155 (1967) 1554, doi:10.1103/PhysRev.155.1554.
- [10] ALEPH, DELPHI, L3, OPAL Collaborations, LEP Working Group for Higgs Boson Searches, Phys. Lett. B 565 (2003) 61, doi:10.1016/S0370-2693(03)00614-2.
- [11] CDF, D0 Collaborations, Phys. Rev. Lett. 104 (2010) 061802, a more recent, unpublished, limit is given in preprint, arXiv:1103.3233, doi:10.1103/PhysRevLett.104.061802.
- [12] ATLAS Collaboration, Phys. Rev. Lett. (2011), in press, arXiv:1112.2577.
- [13] G. Aad, et al., Phys. Lett. B 705 (2011) 435, arXiv:1109.5945, http://dx.doi.org/10.1016/j.physletb.2011.10.034.
- [14] G. Aad, et al., Phys. Rev. Lett. 107 (2011) 221802, doi:10.1103/PhysRevLett.107.221802, arXiv:1109.3357.
- [15] ALEPH, CDF, D0, DELPHI, L3, OPAL, SLD Collaborations, LEP Working Group, Tevatron Electroweak Working Group, SLD Electroweak and Heavy Flavor Group, Precision electroweak measurements and constraints on the standard model, arXiv:1012.2367, 2010.
- [16] T. Aaltonen, et al., Phys. Rev. Lett. 103 (2009) 101802, doi:10.1103/PhysRevLett.103.101802, arXiv:0906.5613.
- [17] T. Aaltonen, et al., Phys. Rev. Lett. 104 (2010) 141801, doi:10.1103/PhysRevLett.104.141801, arXiv:0911.3935.
- [18] T. Aaltonen, et al., Phys. Rev. Lett. 105 (2010) 251802, doi:10.1103/PhysRevLett.105.251802, arXiv:1009.3047.
- [19] T. Aaltonen, et al., Phys. Rev. D 84 (2011) 052010, doi:10.1103/PhysRevD.84.052010.
- [20] V.M. Abazov, et al., Phys. Lett. B 698 (1) (2011) 6, doi:10.1016/j.physletb.2011.02.036.
- [21] V.M. Abazov, et al., Phys. Rev. Lett. 104 (2010) 071801, doi:10.1103/PhysRevLett.104.071801.
- [22] V.M. Abazov, et al., Phys. Rev. Lett. 105 (2010) 251801, doi:10.1103/PhysRevLett.105.251801.
- [23] J.R. Ellis, M.K. Gaillard, D.V. Nanopoulos, Nucl. Phys. B 106 (1976) 292, doi:10.1016/0550-3213(76)90382-5.
- [24] H. Georgi, S. Glashow, M. Machacek, D.V. Nanopoulos, Phys. Rev. Lett. 40 (1978) 692, doi:10.1103/PhysRevLett.40.692.
- [25] A. Djouadi, M. Spira, P.M. Zerwas, Phys. Lett. B 264 (1991) 440, doi:10.1016/0370-2693(91)90375-Z.
- [26] S. Dawson, Nucl. Phys. B 359 (1991) 283, doi:10.1016/0550-3213(91)90061-2.
- [27] M. Spira, et al., Nucl. Phys. B 453 (1995) 17, doi:10.1016/0550-3213(95)00379-7, arXiv:hep-ph/9504378.
- [28] R.V. Harlander, W.B. Kilgore, Phys. Rev. Lett. 88 (2002) 201801, doi:10.1103/PhysRevLett.88.201801, arXiv:hep-ph/0201206.
- [29] C. Anastasiou, K. Melnikov, Nucl. Phys. B 646 (2002) 220, doi:10.1016/S0550-3213(02)00837-4, arXiv:hep-ph/0207004.
- [30] V. Ravindran, J. Smith, W.L. van Neerven, Nucl. Phys. B 665 (2003) 325, doi:10.1016/S0550-3213(03)00457-7, arXiv:hep-ph/0302135.
- [31] S. Catani, et al., JHEP 0307 (2003) 028, doi:10.1088/1126-6708/2003/07/028, arXiv:hep-ph/0306211.
- [32] U. Aglietti, R. Bonciani, G. Degrossi, A. Vicini, Phys. Lett. B 595 (2004) 432, doi:10.1016/j.physletb.2004.06.063, arXiv:hep-ph/0404071.
- [33] G. Degrossi, F. Maltoni, Phys. Lett. B 600 (2004) 255, doi:10.1016/j.physletb.2004.09.008, arXiv:hep-ph/0407249.
- [34] J. Baglio, A. Djouadi, JHEP 1103 (2011) 055, doi:10.1007/JHEP03(2011)055, arXiv:1012.0530.
- [35] S. Actis, et al., Phys. Lett. B 670 (2008) 12, doi:10.1016/j.physletb.2008.10.018, arXiv:0809.1301.
- [36] C. Anastasiou, R. Boughezal, F. Petriello, JHEP 0904 (2009) 003, doi:10.1088/1126-6708/2009/04/003, arXiv:0811.3458.
- [37] D. de Florian, M. Grazzini, Phys. Lett. B 674 (2009) 291, doi:10.1016/j.physletb.2009.03.033, arXiv:0901.2427.
- [38] A. Djouadi, J. Kalinowski, M. Spira, Comput. Phys. Commun. 108 (1998) 56, doi:10.1016/S0010-4655(97)00123-9, arXiv:hep-ph/9704448.
- [39] S. Dittmaier, C. Mariotti, G. Passarino, R. Tanaka (Eds.), Handbook of LHC Higgs Cross Sections: 1, Inclusive Observables, CERN Report CERN-2011-002, 2011, arXiv:1101.0593, http://cdsweb.cern.ch/record/1318996.
- [40] M. Ciccolini, A. Denner, S. Dittmaier, Phys. Rev. Lett. 99 (2007) 161803, doi:10.1103/PhysRevLett.99.161803, arXiv:0707.0381.
- [41] M. Ciccolini, A. Denner, S. Dittmaier, Phys. Rev. D 77 (2008) 013002, doi:10.1103/PhysRevD.77.013002, arXiv:0710.4749.
- [42] T. Figy, C. Oleari, D. Zeppenfeld, Phys. Rev. D 68 (2003) 073005, doi:10.1103/PhysRevD.68.073005, arXiv:hep-ph/0306109.
- [43] K. Arnold, et al., Comput. Phys. Commun. 180 (2009) 1661, doi:10.1016/j.cpc.2009.03.006, arXiv:0811.4559.
- [44] P. Bolzoni, et al., Phys. Rev. Lett. 105 (2010) 011801, doi:10.1103/PhysRevLett.105.011801, arXiv:1003.4451.
- [45] S.L. Glashow, D.V. Nanopoulos, A. Yildiz, Phys. Rev. D 18 (1978) 1724, doi:10.1103/PhysRevD.18.1724.
- [46] B.P. Roe, H.-J. Yang, J. Zhu, Boosted decision trees, a powerful event classifier, in: Proceedings of PHYSTAT05: Statistical Problems in Particle Physics, Astrophysics and Cosmology, 2005, http://www.physics.ox.ac.uk/phystat05/proceedings/files/phystat05-proc.pdf.
- [47] S. Chatrchyan, et al., JINST 03 (2008) S08004, doi:10.1088/1748-0221/3/08/S08004.
- [48] S. Agostinelli, et al., Nucl. Instrum. Meth. A 506 (2003) 250, doi:10.1016/S0168-9002(03)01368-8.
- [49] S. Frixione, P. Nason, C. Oleari, JHEP 0711 (2007) 070, doi:10.1088/1126-6708/2007/11/070, arXiv:0709.2092.
- [50] G. Corcella, et al., HERWIG 6.1 release note, 1999, arXiv:hep-ph/9912396v2.
- [51] T. Sjöstrand, S. Mrenna, P. Skands, JHEP 0605 (2006) 026, doi:10.1088/1126-6708/2006/05/026.
- [52] J. Alwall, et al., JHEP 0709 (2007) 028, doi:10.1088/1126-6708/2007/09/028.
- [53] J. Pumplin, et al., JHEP 0202 (07) (2002) 012, doi:10.1088/1126-6708/2002/07/012, arXiv:hep-ph/0201195v3, http://hep.pa.msu.edu/cteq/public/6.0_6.5/cteq6pdf.html.
- [54] S. Chatrchyan, et al., JHEP 1109 (2011) 109, doi:10.1007/09(2011)109.
- [55] CMS Collaboration, Particle-flow event reconstruction in CMS and performance for jets, taus, and E_T^{miss} , CMS Physics Analysis Summary CMS-PAS-PFT-09-001, 2009, http://cdsweb.cern.ch/record/1194487.
- [56] M. Cacciari, G.P. Salam, Phys. Lett. B 659 (2008) 119, doi:10.1016/j.physletb.2007.09.077, arXiv:0707.1378.
- [57] M. Cacciari, G.P. Salam, G. Soyez, JHEP 0804 (2008) 063, doi:10.1088/1126-6708/2008/04/063, arXiv:0802.1189.
- [58] M. Cacciari, G.P. Salam, G. Soyez, Fastjet user manual, 2011, arXiv:1111.6097.
- [59] M. Cacciari, G.P. Salam, Phys. Lett. B 641 (2006) 57, doi:10.1016/j.physletb.2006.08.037, arXiv:hep-ph/0512210.
- [60] S. Chatrchyan, et al., JINST 06 (2011) 11002, doi:10.1088/1748-0221/6/11/P11002.
- [61] CMS Collaboration, Electron reconstruction and identification at $\sqrt{s} = 7$ TeV, CMS Physics Analysis Summary CMS-PAS-EGM-10-004, 2010, http://cdsweb.cern.ch/record/1299116.
- [62] CMS Collaboration, Performance of muon identification in pp collisions at $\sqrt{s} = 7$ TeV, CMS Physics Analysis Summary CMS-PAS-MUO-10-002, 2010, http://cdsweb.cern.ch/record/1279140.
- [63] CMS Collaboration, Algorithms for b jet identification in CMS, CMS Physics Analysis Summary CMS-PAS-BTV-09-001, 2009, http://cdsweb.cern.ch/record/1194494.
- [64] CMS Collaboration, Measurement of the b-tagging efficiency using $t\bar{t}$ events, CMS Physics Analysis Summary CMS-PAS-BTV-11-003, 2011, http://cdsweb.cern.ch/record/1421611.
- [65] J.M. Butterworth, et al., Phys. Rev. Lett. 100 (2008) 242001, doi:10.1103/PhysRevLett.100.242001.
- [66] A. Hoecker, et al., TMVA – toolkit for multivariate data analysis with ROOT, 2007, arXiv:physics/0703039.
- [67] CMS Collaboration, Absolute calibration of the CMS luminosity measurement: Summer 2011 update, CMS Physics Analysis Summary CMS-PAS-EWK-11-001, 2011, http://cdsweb.cern.ch/record/1376102.
- [68] M. Botje, et al., The PDF4LHC Working Group Interim Recommendations, 2011, arXiv:1101.0538.
- [69] S. Alekhin, et al., The PDF4LHC Working Group Interim Report, 2011, arXiv:1101.0536.
- [70] H. Lai, et al., Phys. Rev. D 82 (2010) 074024, doi:10.1103/PhysRevD.82.074024, arXiv:1007.2241.
- [71] A. Martin, et al., Eur. Phys. J. C 63 (2009) 189, doi:10.1140/epjc/s10052-009-1072-5, arXiv:0901.0002.
- [72] D. Richard, et al., Nucl. Phys. B 849 (2011) 296, doi:10.1016/j.nuclphysb.2011.03.021, arXiv:1101.1300.
- [73] M. Ciccolini, et al., Phys. Rev. Lett. 99 (2007) 161803, doi:10.1103/PhysRevLett.99.161803, arXiv:0707.0381.
- [74] M. Ciccolini, A. Denner, S. Dittmaier, Phys. Rev. D 77 (2008) 013002, doi:10.1103/PhysRevD.77.013002.
- [75] A. Denner, S. Dittmaier, S. Kallweit, A. Mück, Electroweak corrections to Higgsstrahlung off W/Z bosons at the Tevatron and the LHC with HAWK, 2011, arXiv:1112.5142.

- [76] M.L. Ciccolini, S. Dittmaier, M. Krämer, Phys. Rev. D 68 (2003) 073003, doi:10.1103/PhysRevD.68.073003.
- [77] G. Ferrera, M. Grazzini, F. Tramontano, Associated WH production at hadron colliders: a fully exclusive QCD calculation at NNLO, 2011, arXiv:1107.1164.
- [78] O. Brein, A. Djouadi, R. Harlander, Phys. Lett. B 579 (2004) 149, doi:10.1016/j.physletb.2003.10.112, arXiv:hep-ph/0307206.
- [79] A.L. Read, J. Phys. G: Nucl. Part. Phys. 28 (2002) 2693, doi:10.1088/0954-3899/28/10/313.
- [80] T. Junk, Nucl. Instrum. Meth. A 434 (1999) 435, doi:10.1016/S0168-9002(99)00498-2.
- [81] ATLAS, CMS Collaborations, LHC Higgs Combination Group, Procedure for the LHC Higgs boson search combination in Summer 2011, ATL-PHYS-PUB/CMS NOTE 2011-11, 2011/005, <http://cdsweb.cern.ch/record/1379837>, 2011.

CMS Collaboration

S. Chatrchyan, V. Khachatryan, A.M. Sirunyan, A. Tumasyan

Yerevan Physics Institute, Yerevan, Armenia

W. Adam, T. Bergauer, M. Dragicevic, J. Erö, C. Fabjan, M. Friedl, R. Frühwirth, V.M. Ghete, J. Hammer¹, M. Hoch, N. Hörmann, J. Hrubec, M. Jeitler, W. Kiesenhofer, M. Krammer, D. Liko, I. Mikulec, M. Pernicka[†], B. Rahbaran, C. Rohringer, H. Rohringer, R. Schöfbeck, J. Strauss, A. Taurok, F. Teischinger, P. Wagner, W. Waltenberger, G. Walzel, E. Widl, C.-E. Wulz

Institut für Hochenergiephysik der OeAW, Wien, Austria

V. Mossolov, N. Shumeiko, J. Suarez Gonzalez

National Centre for Particle and High Energy Physics, Minsk, Belarus

S. Bansal, L. Benucci, T. Cornelis, E.A. De Wolf, X. Janssen, S. Luyckx, T. Maes, L. Mucibello, S. Ochesanu, B. Roland, R. Rougny, M. Selvaggi, H. Van Haevermaet, P. Van Mechelen, N. Van Remortel, A. Van Spilbeeck

Universiteit Antwerpen, Antwerpen, Belgium

F. Blekman, S. Blyweert, J. D'Hondt, R. Gonzalez Suarez, A. Kalogeropoulos, M. Maes, A. Olbrechts, W. Van Doninck, P. Van Mulders, G.P. Van Onsem, I. Villella

Vrije Universiteit Brussel, Brussel, Belgium

O. Charaf, B. Clerbaux, G. De Lentdecker, V. Dero, A.P.R. Gay, G.H. Hammad, T. Hreus, A. Léonard, P.E. Marage, L. Thomas, C. Vander Velde, P. Vanlaer, J. Wickens

Université Libre de Bruxelles, Bruxelles, Belgium

V. Adler, K. Beernaert, A. Cimmino, S. Costantini, G. Garcia, M. Grunewald, B. Klein, J. Lellouch, A. Marinov, J. McCartin, A.A. Ocampo Rios, D. Ryckbosch, N. Strobbe, F. Thyssen, M. Tytgat, L. Vanelderren, P. Verwilligen, S. Walsh, E. Yazgan, N. Zaganidis

Ghent University, Ghent, Belgium

S. Basegmez, G. Bruno, L. Ceard, J. De Favereau De Jeneret, C. Delaere, T. du Pree, D. Favart, L. Forthomme, A. Giammanco², G. Grégoire, J. Hollar, V. Lemaître, J. Liao, O. Militaru, C. Nuttens, D. Pagano, A. Pin, K. Piotrkowski, N. Schul

Université Catholique de Louvain, Louvain-la-Neuve, Belgium

N. Belyi, T. Caeberegs, E. Daubie

Université de Mons, Mons, Belgium

G.A. Alves, M. Correa Martins Junior, D. De Jesus Damiao, T. Martins, M.E. Pol, M.H.G. Souza

Centro Brasileiro de Pesquisas Físicas, Rio de Janeiro, Brazil

W.L. Aldá Júnior, W. Carvalho, A. Custódio, E.M. Da Costa, C. De Oliveira Martins, S. Fonseca De Souza, D. Matos Figueiredo, L. Mundim, H. Nogima, V. Oguri, W.L. Prado Da Silva, A. Santoro, S.M. Silva Do Amaral, L. Soares Jorge, A. Sznajder

Universidade do Estado do Rio de Janeiro, Rio de Janeiro, Brazil

T.S. Anjos³, C.A. Bernardes³, F.A. Dias⁴, T.R. Fernandez Perez Tomei, E.M. Gregores³, C. Lagana, F. Marinho, P.G. Mercadante³, S.F. Novaes, Sandra S. Padula

Instituto de Fisica Teorica, Universidade Estadual Paulista, Sao Paulo, Brazil

V. Genchev¹, P. Iaydjiev¹, S. Piperov, M. Rodozov, S. Stoykova, G. Sultanov, V. Tcholakov, R. Trayanov, M. Vutova

Institute for Nuclear Research and Nuclear Energy, Sofia, Bulgaria

A. Dimitrov, R. Hadjiiska, A. Karadzhinova, V. Kozhuharov, L. Litov, B. Pavlov, P. Petkov

University of Sofia, Sofia, Bulgaria

J.G. Bian, G.M. Chen, H.S. Chen, C.H. Jiang, D. Liang, S. Liang, X. Meng, J. Tao, J. Wang, J. Wang, X. Wang, Z. Wang, H. Xiao, M. Xu, J. Zang, Z. Zhang

Institute of High Energy Physics, Beijing, China

C. Asawatangtrakuldee, Y. Ban, S. Guo, Y. Guo, W. Li, S. Liu, Y. Mao, S.J. Qian, H. Teng, S. Wang, B. Zhu, W. Zou

State Key Lab. of Nucl. Phys. and Tech., Peking University, Beijing, China

A. Cabrera, B. Gomez Moreno, A.F. Osorio Oliveros, J.C. Sanabria

Universidad de Los Andes, Bogota, Colombia

N. Godinovic, D. Lelas, R. Plestina⁵, D. Polic, I. Puljak¹

Technical University of Split, Split, Croatia

Z. Antunovic, M. Dzelalija, M. Kovac

University of Split, Split, Croatia

V. Brigljevic, S. Duric, K. Kadija, J. Luetic, S. Morovic

Institute Rudjer Boskovic, Zagreb, Croatia

A. Attikis, M. Galanti, J. Mousa, C. Nicolaou, F. Ptochos, P.A. Razis

University of Cyprus, Nicosia, Cyprus

M. Finger, M. Finger Jr.

Charles University, Prague, Czech Republic

Y. Assran⁶, A. Ellithi Kamel⁷, S. Khalil⁸, M.A. Mahmoud⁹, A. Radi^{8,10}

Academy of Scientific Research and Technology of the Arab Republic of Egypt, Egyptian Network of High Energy Physics, Cairo, Egypt

A. Hektor, M. Kadastik, M. Müntel, M. Raidal, L. Rebane, A. Tiko

National Institute of Chemical Physics and Biophysics, Tallinn, Estonia

V. Azzolini, P. Eerola, G. Fedi, M. Voutilainen

Department of Physics, University of Helsinki, Helsinki, Finland

S. Czellar, J. Härkönen, A. Heikkinen, V. Karimäki, R. Kinnunen, M.J. Kortelainen, T. Lampén, K. Lassila-Perini, S. Lehti, T. Lindén, P. Luukka, T. Mäenpää, T. Peltola, E. Tuominen, J. Tuominiemi, E. Tuovinen, D. Ungaro, L. Wendland

Helsinki Institute of Physics, Helsinki, Finland

K. Banzuzi, A. Korpela, T. Tuuva

Lappeenranta University of Technology, Lappeenranta, Finland

D. Sillou

Laboratoire d'Annecy-le-Vieux de Physique des Particules, IN2P3-CNRS, Annecy-le-Vieux, France

M. Besancon, S. Choudhury, M. Dejardin, D. Denegri, B. Fabbro, J.L. Faure, F. Ferri, S. Ganjour, A. Givernaud, P. Gras, G. Hamel de Monchenault, P. Jarry, E. Locci, J. Malcles, L. Millischer, J. Rander, A. Rosowsky, I. Shreyber, M. Titov

DSM/IRFU, CEA/Saclay, Gif-sur-Yvette, France

S. Baffioni, F. Beaudette, L. Benhabib, L. Bianchini, M. Bluj¹¹, C. Broutin, P. Busson, C. Charlot, N. Daci, T. Dahms, L. Dobrzynski, S. Elgammal, R. Granier de Cassagnac, M. Haguenaer, P. Miné, C. Mironov, C. Ochando, P. Paganini, D. Sabes, R. Salerno, Y. Sirois, C. Thiebaut, C. Veelken, A. Zabi

Laboratoire Leprince-Ringuet, Ecole Polytechnique, IN2P3-CNRS, Palaiseau, France

J.-L. Agram¹², J. Andrea, D. Bloch, D. Bodin, J.-M. Brom, M. Cardaci, E.C. Chabert, C. Collard, E. Conte¹², F. Drouhin¹², C. Ferro, J.-C. Fontaine¹², D. Gelé, U. Goerlach, P. Juillot, M. Karim¹², A.-C. Le Bihan, P. Van Hove

Institut Pluridisciplinaire Hubert Curien, Université de Strasbourg, Université de Haute Alsace Mulhouse, CNRS/IN2P3, Strasbourg, France

F. Fassi, D. Mercier

Centre de Calcul de l'Institut National de Physique Nucleaire et de Physique des Particules (IN2P3), Villeurbanne, France

C. Baty, S. Beauceron, N. Beaupere, M. Bedjidian, O. Bondu, G. Boudoul, D. Boumediene, H. Brun, J. Chasserat, R. Chierici¹, D. Contardo, P. Depasse, H. El Mamouni, A. Falkiewicz, J. Fay, S. Gascon, M. Gouzevitch, B. Ille, T. Kurca, T. Le Grand, M. Lethuillier, L. Mirabito, S. Perries, V. Sordini, S. Tosi, Y. Tschudi, P. Verdier, S. Viret

Université de Lyon, Université Claude Bernard Lyon 1, CNRS-IN2P3, Institut de Physique Nucléaire de Lyon, Villeurbanne, France

D. Lomidze

Institute of High Energy Physics and Informatization, Tbilisi State University, Tbilisi, Georgia

G. Anagnostou, S. Beranek, M. Edelhoff, L. Feld, N. Heracleous, O. Hindrichs, R. Jussen, K. Klein, J. Merz, A. Ostapchuk, A. Perieanu, F. Raupach, J. Sammet, S. Schael, D. Sprenger, H. Weber, B. Wittmer, V. Zhukov¹³

RWTH Aachen University, I. Physikalisches Institut, Aachen, Germany

M. Ata, J. Caudron, E. Dietz-Laursonn, M. Erdmann, A. Güth, T. Hebbeker, C. Heidemann, K. Hoepfner, T. Klimkovich, D. Klingebiel, P. Kreuzer, D. Lanske[†], J. Lingemann, C. Magass, M. Merschmeyer, A. Meyer, M. Olschewski, P. Papacz, H. Pieta, H. Reithler, S.A. Schmitz, L. Sonnenschein, J. Steggemann, D. Teyssier, M. Weber

RWTH Aachen University, III. Physikalisches Institut A, Aachen, Germany

M. Bontenackels, V. Cherepanov, M. Davids, G. Flügge, H. Geenen, M. Geisler, W. Haj Ahmad, F. Hoehle, B. Kargoll, T. Kress, Y. Kuessel, A. Linn, A. Nowack, L. Perchalla, O. Pooth, J. Rennefeld, P. Sauerland, A. Stahl, M.H. Zoeller

RWTH Aachen University, III. Physikalisches Institut B, Aachen, Germany

M. Aldaya Martin, W. Behrenhoff, U. Behrens, M. Bergholz¹⁴, A. Bethani, K. Borras, A. Burgmeier, A. Cakir, L. Calligaris, A. Campbell, E. Castro, D. Dammann, G. Eckerlin, D. Eckstein, A. Flossdorf, G. Flucke, A. Geiser, J. Hauk, H. Jung¹, M. Kasemann, P. Katsas, C. Kleinwort, H. Kluge, A. Knutsson, M. Krämer, D. Krücker, E. Kuznetsova, W. Lange, W. Lohmann¹⁴, B. Lutz, R. Mankel, I. Marfin, M. Marienfeld, I.-A. Melzer-Pellmann, A.B. Meyer, J. Mnich, A. Mussgiller, S. Naumann-Emme, J. Olzem, A. Petrukhin, D. Pitzl, A. Raspereza, P.M. Ribeiro Cipriano, M. Rosin, J. Salfeld-Nebgen, R. Schmidt¹⁴, T. Schoerner-Sadenius, N. Sen, A. Spiridonov, M. Stein, J. Tomaszewska, R. Walsh, C. Wissing

Deutsches Elektronen-Synchrotron, Hamburg, Germany

C. Autermann, V. Blobel, S. Bobrovskiy, J. Draeger, H. Enderle, J. Erfle, U. Gebbert, M. Görner, T. Hermanns, R.S. Höing, K. Kaschube, G. Kaussen, H. Kirschenmann, R. Klanner, J. Lange, B. Mura, F. Nowak, N. Pietsch, C. Sander, H. Schettler, P. Schleper, E. Schlieckau, A. Schmidt, M. Schröder, T. Schum, H. Stadie, G. Steinbrück, J. Thomsen

University of Hamburg, Hamburg, Germany

C. Barth, J. Berger, T. Chwalek, W. De Boer, A. Dierlamm, G. Dirkes, M. Feindt, J. Gruschke, M. Guthoff¹, C. Hackstein, F. Hartmann, M. Heinrich, H. Held, K.H. Hoffmann, S. Honc, I. Katkov¹³, J.R. Komaragiri, T. Kuhr, D. Martschei, S. Mueller, Th. Müller, M. Niegel, A. Nürnberg, O. Oberst, A. Oehler, J. Ott, T. Peiffer, G. Quast, K. Rabbertz, F. Ratnikov, N. Ratnikova, M. Renz, S. Röcker, C. Saout, A. Scheurer, P. Schieferdecker, F.-P. Schilling, M. Schmanau, G. Schott, H.J. Simonis, F.M. Stober, D. Troendle, J. Wagner-Kuhr, T. Weiler, M. Zeise, E.B. Ziebarth

Institut für Experimentelle Kernphysik, Karlsruhe, Germany

G. Daskalakis, T. Gerasis, S. Kesisoglou, A. Kyriakis, D. Loukas, I. Manolakos, A. Markou, C. Markou, C. Mavrommatis, E. Ntomari

Institute of Nuclear Physics "Demokritos", Aghia Paraskevi, Greece

L. Gouskos, T.J. Mertzimekis, A. Panagiotou, N. Saoulidou, E. Stiliaris

University of Athens, Athens, Greece

I. Evangelou, C. Foudas¹, P. Kokkas, N. Manthos, I. Papadopoulos, V. Patras, F.A. Triantis

University of Ioánnina, Ioánnina, Greece

A. Aranyi, G. Bencze, L. Boldizsar, C. Hajdu¹, P. Hidas, D. Horvath¹⁵, A. Kapusi, K. Krajczar¹⁶, F. Sikler¹, V. Veszpremi, G. Vesztergombi¹⁶

KFKI Research Institute for Particle and Nuclear Physics, Budapest, Hungary

N. Beni, J. Molnar, J. Palinkas, Z. Szillasi

Institute of Nuclear Research ATOMKI, Debrecen, Hungary

J. Karancsi, P. Raics, Z.L. Trocsanyi, B. Ujvari

University of Debrecen, Debrecen, Hungary

S.B. Beri, V. Bhatnagar, N. Dhingra, R. Gupta, M. Jindal, M. Kaur, J.M. Kohli, M.Z. Mehta, N. Nishu, L.K. Saini, A. Sharma, A.P. Singh, J. Singh, S.P. Singh

Panjab University, Chandigarh, India

S. Ahuja, B.C. Choudhary, A. Kumar, A. Kumar, S. Malhotra, M. Naimuddin, K. Ranjan, V. Sharma, R.K. Shivpuri

University of Delhi, Delhi, India

S. Banerjee, S. Bhattacharya, S. Dutta, B. Gomber, S. Jain, S. Jain, R. Khurana, S. Sarkar

Saha Institute of Nuclear Physics, Kolkata, India

R.K. Choudhury, D. Dutta, S. Kailas, V. Kumar, A.K. Mohanty¹, L.M. Pant, P. Shukla

Bhabha Atomic Research Centre, Mumbai, India

T. Aziz, S. Ganguly, M. Guchait¹⁷, A. Gurtu¹⁸, M. Maity¹⁹, G. Majumder, K. Mazumdar, G.B. Mohanty, B. Parida, A. Saha, K. Sudhakar, N. Wickramage

Tata Institute of Fundamental Research – EHEP, Mumbai, India

S. Banerjee, S. Dugad, N.K. Mondal

Tata Institute of Fundamental Research – HECR, Mumbai, India

H. Arfaei, H. Bakhshiansohi²⁰, S.M. Etesami²¹, A. Fahim²⁰, M. Hashemi, H. Hesari, A. Jafari²⁰, M. Khakzad, A. Mohammadi²², M. Mohammadi Najafabadi, S. Paktinat Mehdiabadi, B. Safarzadeh²³, M. Zeinali²¹

Institute for Research in Fundamental Sciences (IPM), Tehran, Iran

M. Abbrescia^{a,b}, L. Barbone^{a,b}, C. Calabria^{a,b}, S.S. Chhibra^{a,b}, A. Colaleo^a, D. Creanza^{a,c}, N. De Filippis^{a,c,1}, M. De Palma^{a,b}, L. Fiore^a, G. Iaselli^{a,c}, L. Lusito^{a,b}, G. Maggi^{a,c}, M. Maggi^a, N. Manna^{a,b}, B. Marangelli^{a,b}, S. My^{a,c}, S. Nuzzo^{a,b}, N. Pacifico^{a,b}, A. Pompili^{a,b}, G. Pugliese^{a,c}, F. Romano^{a,c}, G. Selvaggi^{a,b}, L. Silvestris^a, G. Singh^{a,b}, S. Tuppiti^{a,b}, G. Zito^a

^a INFN Sezione di Bari, Bari, Italy

^b Università di Bari, Bari, Italy

^c Politecnico di Bari, Bari, Italy

G. Abbiendi^a, A.C. Benvenuti^a, D. Bonacorsi^a, S. Braibant-Giacomelli^{a,b}, L. Brigliadori^a, P. Capiluppi^{a,b}, A. Castro^{a,b}, F.R. Cavallo^a, M. Cuffiani^{a,b}, G.M. Dallavalle^a, F. Fabbri^a, A. Fanfani^{a,b}, D. Fasanella^{a,1}, P. Giacomelli^a, C. Grandi^a, S. Marcellini^a, G. Masetti^a, M. Meneghelli^{a,b}, A. Montanari^a, F.L. Navarria^{a,b}, F. Odorici^a, A. Perrotta^a, F. Primavera^a, A.M. Rossi^{a,b}, T. Rovelli^{a,b}, G. Siroli^{a,b}, R. Travaglini^{a,b}

^a INFN Sezione di Bologna, Bologna, Italy

^b Università di Bologna, Bologna, Italy

S. Albergo^{a,b}, G. Cappello^{a,b}, M. Chiorboli^{a,b}, S. Costa^{a,b}, R. Potenza^{a,b}, A. Tricomi^{a,b}, C. Tuve^{a,b}

^a INFN Sezione di Catania, Catania, Italy

^b Università di Catania, Catania, Italy

G. Barbagli^a, V. Ciulli^{a,b}, C. Civinini^a, R. D'Alessandro^{a,b}, E. Focardi^{a,b}, S. Frosali^{a,b}, E. Gallo^a, S. Gozzi^{a,b}, M. Meschini^a, S. Paoletti^a, G. Sguazzoni^a, A. Tropiano^{a,1}

^a INFN Sezione di Firenze, Firenze, Italy

^b Università di Firenze, Firenze, Italy

L. Benussi, S. Bianco, S. Colafranceschi²⁴, F. Fabbri, D. Piccolo

INFN Laboratori Nazionali di Frascati, Frascati, Italy

P. Fabbricatore, R. Musenich

INFN Sezione di Genova, Genova, Italy

A. Benaglia ^{a,b,1}, F. De Guio ^{a,b}, L. Di Matteo ^{a,b}, S. Fiorendi ^{a,b}, S. Gennai ^{a,1}, A. Ghezzi ^{a,b}, S. Malvezzi ^a, R.A. Manzoni ^{a,b}, A. Martelli ^{a,b}, A. Massironi ^{a,b,1}, D. Menasce ^a, L. Moroni ^a, M. Paganoni ^{a,b}, D. Pedrini ^a, S. Ragazzi ^{a,b}, N. Redaelli ^a, S. Sala ^a, T. Tabarelli de Fatis ^{a,b}

^a INFN Sezione di Milano-Bicocca, Milano, Italy

^b Università di Milano-Bicocca, Milano, Italy

S. Buontempo ^a, C.A. Carrillo Montoya ^{a,1}, N. Cavallo ^{a,25}, A. De Cosa ^{a,b}, O. Dogangun ^{a,b}, F. Fabozzi ^{a,25}, A.O.M. Iorio ^{a,1}, L. Lista ^a, M. Merola ^{a,b}, P. Paolucci ^a

^a INFN Sezione di Napoli, Napoli, Italy

^b Università di Napoli “Federico II”, Napoli, Italy

P. Azzi ^a, N. Bacchetta ^{a,1}, P. Bellan ^{a,b}, D. Bisello ^{a,b}, A. Branca ^a, R. Carlin ^{a,b}, P. Checchia ^a, T. Dorigo ^a, U. Dosselli ^a, F. Fanzago ^a, F. Gasparini ^{a,b}, U. Gasparini ^{a,b}, A. Gozzelino ^a, K. Kanishchev ^c, S. Lacaprara ^{a,26}, I. Lazzizzera ^{a,c}, M. Margoni ^{a,b}, M. Mazzucato ^a, A.T. Meneguzzo ^{a,b}, M. Nespola ^{a,1}, L. Perrozzi ^a, N. Pozzobon ^{a,b}, P. Ronchese ^{a,b}, F. Simonetto ^{a,b}, E. Torassa ^a, M. Tosi ^{a,b,1}, S. Vanini ^{a,b}, P. Zotto ^{a,b}, G. Zumerle ^{a,b}

^a INFN Sezione di Padova, Padova, Italy

^b Università di Padova, Padova, Italy

^c Università di Trento (Trento), Padova, Italy

U. Berzano ^a, M. Gabusi ^{a,b}, S.P. Ratti ^{a,b}, C. Riccardi ^{a,b}, P. Torre ^{a,b}, P. Vitulo ^{a,b}

^a INFN Sezione di Pavia, Pavia, Italy

^b Università di Pavia, Pavia, Italy

M. Biasini ^{a,b}, G.M. Bilei ^a, B. Caponeri ^{a,b}, L. Fanò ^{a,b}, P. Lariccia ^{a,b}, A. Lucaroni ^{a,b,1}, G. Mantovani ^{a,b}, M. Menichelli ^a, A. Nappi ^{a,b}, F. Romeo ^{a,b}, A. Santocchia ^{a,b}, S. Taroni ^{a,b,1}, M. Valdata ^{a,b}

^a INFN Sezione di Perugia, Perugia, Italy

^b Università di Perugia, Perugia, Italy

P. Azzurri ^{a,c}, G. Bagliesi ^a, T. Boccali ^a, G. Broccolo ^{a,c}, R. Castaldi ^a, R.T. D’Agnolo ^{a,c}, R. Dell’Orso ^a, F. Fiori ^{a,b}, L. Foà ^{a,c}, A. Giassi ^a, A. Kraan ^a, F. Ligabue ^{a,c}, T. Lomtadze ^a, L. Martini ^{a,27}, A. Messineo ^{a,b}, F. Palla ^a, F. Palmonari ^a, A. Rizzi ^{a,b}, A.T. Serban ^a, P. Spagnolo ^a, R. Tenchini ^a, G. Tonelli ^{a,b,1}, A. Venturi ^{a,1}, P.G. Verdini ^a

^a INFN Sezione di Pisa, Pisa, Italy

^b Università di Pisa, Pisa, Italy

^c Scuola Normale Superiore di Pisa, Pisa, Italy

L. Barone ^{a,b}, F. Cavallari ^a, D. Del Re ^{a,b,1}, M. Diemmoz ^a, C. Fanelli ^{a,b}, M. Grassi ^{a,1}, E. Longo ^{a,b}, P. Meridiani ^a, F. Micheli ^{a,b}, S. Nourbakhsh ^a, G. Organtini ^{a,b}, F. Pandolfi ^{a,b}, R. Paramatti ^a, S. Rahatlou ^{a,b}, M. Sigamani ^a, L. Soffi ^{a,b}

^a INFN Sezione di Roma, Roma, Italy

^b Università di Roma “La Sapienza”, Roma, Italy

N. Amapane ^{a,b}, R. Arcidiacono ^{a,c}, S. Argiro ^{a,b}, M. Arneodo ^{a,c}, C. Biino ^a, C. Botta ^{a,b}, N. Cartiglia ^a, R. Castello ^{a,b}, M. Costa ^{a,b}, N. Demaria ^a, A. Graziano ^{a,b}, C. Mariotti ^{a,1}, S. Maselli ^a, E. Migliore ^{a,b}, V. Monaco ^{a,b}, M. Musich ^a, M.M. Obertino ^{a,c}, N. Pastrone ^a, M. Pelliccioni ^a, A. Potenza ^{a,b}, A. Romero ^{a,b}, M. Ruspa ^{a,c}, R. Sacchi ^{a,b}, V. Sola ^{a,b}, A. Solano ^{a,b}, A. Staiano ^a, A. Vilela Pereira ^a

^a INFN Sezione di Torino, Torino, Italy

^b Università di Torino, Torino, Italy

^c Università del Piemonte Orientale (Novara), Torino, Italy

S. Belforte ^a, F. Cossutti ^a, G. Della Ricca ^{a,b}, B. Gobbo ^a, M. Marone ^{a,b}, D. Montanino ^{a,b,1}, A. Penzo ^a

^a INFN Sezione di Trieste, Trieste, Italy

^b Università di Trieste, Trieste, Italy

S.G. Heo, S.K. Nam

Kangwon National University, Chunchon, Republic of Korea

S. Chang, J. Chung, D.H. Kim, G.N. Kim, J.E. Kim, D.J. Kong, H. Park, S.R. Ro, D.C. Son

Kyungpook National University, Daegu, Republic of Korea

J.Y. Kim, Zero J. Kim, S. Song

Chonnam National University, Institute for Universe and Elementary Particles, Kwangju, Republic of Korea

H.Y. Jo

Konkuk University, Seoul, Republic of Korea

S. Choi, D. Gyun, B. Hong, M. Jo, H. Kim, T.J. Kim, K.S. Lee, D.H. Moon, S.K. Park, E. Seo, K.S. Sim

Korea University, Seoul, Republic of Korea

M. Choi, S. Kang, H. Kim, J.H. Kim, C. Park, I.C. Park, S. Park, G. Ryu

University of Seoul, Seoul, Republic of Korea

Y. Cho, Y. Choi, Y.K. Choi, J. Goh, M.S. Kim, B. Lee, J. Lee, S. Lee, H. Seo, I. Yu

Sungkyunkwan University, Suwon, Republic of Korea

M.J. Bilinskas, I. Grigelionis, M. Janulis

Vilnius University, Vilnius, Lithuania

H. Castilla-Valdez, E. De La Cruz-Burelo, I. Heredia-de La Cruz, R. Lopez-Fernandez, R. Magaña Villalba, J. Martínez-Ortega, A. Sánchez-Hernández, L.M. Villasenor-Cendejas

Centro de Investigacion y de Estudios Avanzados del IPN, Mexico City, Mexico

S. Carrillo Moreno, F. Vazquez Valencia

Universidad Iberoamericana, Mexico City, Mexico

H.A. Salazar Ibarquen

Benemerita Universidad Autonoma de Puebla, Puebla, Mexico

E. Casimiro Linares, A. Morelos Pineda, M.A. Reyes-Santos

Universidad Autónoma de San Luis Potosí, San Luis Potosí, Mexico

D. Krofcheck

University of Auckland, Auckland, New Zealand

A.J. Bell, P.H. Butler, R. Doesburg, S. Reucroft, H. Silverwood

University of Canterbury, Christchurch, New Zealand

M. Ahmad, M.I. Asghar, H.R. Hoorani, S. Khalid, W.A. Khan, T. Khurshid, S. Qazi, M.A. Shah, M. Shoaib

National Centre for Physics, Quaid-I-Azam University, Islamabad, Pakistan

G. Brona, M. Cwiok, W. Dominik, K. Doroba, A. Kalinowski, M. Konecki, J. Krolikowski

Institute of Experimental Physics, Faculty of Physics, University of Warsaw, Warsaw, Poland

H. Bialkowska, B. Boimska, T. Frueboes, R. Gokieli, M. Górski, M. Kazana, K. Nawrocki, K. Romanowska-Rybinska, M. Szleper, G. Wrochna, P. Zalewski

Soltan Institute for Nuclear Studies, Warsaw, Poland

N. Almeida, P. Bargassa, A. David, P. Faccioli, P.G. Ferreira Parracho, M. Gallinaro, P. Musella, A. Nayak, J. Pela¹, P.Q. Ribeiro, J. Seixas, J. Varela, P. Vischia

Laboratório de Instrumentação e Física Experimental de Partículas, Lisboa, Portugal

I. Belotelov, P. Bunin, I. Golutvin, I. Gorbunov, A. Kamenev, V. Karjavin, V. Konoplyanikov, G. Kozlov, A. Lanev, P. Moisenz, V. Palichik, V. Perelygin, M. Savina, S. Shmatov, V. Smirnov, A. Volodko, A. Zarubin

Joint Institute for Nuclear Research, Dubna, Russia

S. Evstyukhin, V. Golovtsov, Y. Ivanov, V. Kim, P. Levchenko, V. Murzin, V. Oreshkin, I. Smirnov, V. Sulimov, L. Uvarov, S. Vavilov, A. Vorobyev, An. Vorobyev

Petersburg Nuclear Physics Institute, Gatchina (St. Petersburg), Russia

Yu. Andreev, A. Dermenev, S. Gninenko, N. Golubev, M. Kirsanov, N. Krasnikov, V. Matveev, A. Pashenkov, A. Toropin, S. Troitsky

Institute for Nuclear Research, Moscow, Russia

V. Epshteyn, M. Erofeeva, V. Gavrilov, M. Kossov¹, A. Krokhotin, N. Lychkovskaya, V. Popov, G. Safronov, S. Semenov, V. Stolin, E. Vlasov, A. Zhokin

Institute for Theoretical and Experimental Physics, Moscow, Russia

A. Belyaev, E. Boos, M. Dubinin⁴, L. Dudko, A. Ershov, A. Gribushin, O. Kodolova, I. Lokhtin, A. Markina, S. Obraztsov, M. Perfilov, S. Petrushanko, L. Sarycheva[†], V. Savrin, A. Snigirev

Moscow State University, Moscow, Russia

V. Andreev, M. Azarkin, I. Dremin, M. Kirakosyan, A. Leonidov, G. Mesyats, S.V. Rusakov, A. Vinogradov

P.N. Lebedev Physical Institute, Moscow, Russia

I. Azhgirey, I. Bayshev, S. Bitioukov, V. Grishin¹, V. Kachanov, D. Konstantinov, A. Korablev, V. Krychkin, V. Petrov, R. Ryutin, A. Sobol, L. Tourtchanovitch, S. Troshin, N. Tyurin, A. Uzunian, A. Volkov

State Research Center of Russian Federation, Institute for High Energy Physics, Protvino, Russia

P. Adzic²⁸, M. Djordjevic, M. Ekmedzic, D. Krpic²⁸, J. Milosevic

University of Belgrade, Faculty of Physics and Vinca Institute of Nuclear Sciences, Belgrade, Serbia

M. Aguilar-Benitez, J. Alcaraz Maestre, P. Arce, C. Battilana, E. Calvo, M. Cerrada, M. Chamizo Llatas, N. Colino, B. De La Cruz, A. Delgado Peris, C. Diez Pardos, D. Domínguez Vázquez, C. Fernandez Bedoya, J.P. Fernández Ramos, A. Ferrando, J. Flix, M.C. Fouz, P. Garcia-Abia, O. Gonzalez Lopez, S. Goy Lopez, J.M. Hernandez, M.I. Josa, G. Merino, J. Puerta Pelayo, I. Redondo, L. Romero, J. Santaolalla, M.S. Soares, C. Willmott

Centro de Investigaciones Energéticas Medioambientales y Tecnológicas (CIEMAT), Madrid, Spain

C. Albajar, G. Codispoti, J.F. de Trocóniz

Universidad Autónoma de Madrid, Madrid, Spain

J. Cuevas, J. Fernandez Menendez, S. Folgueras, I. Gonzalez Caballero, L. Lloret Iglesias, J. Piedra Gomez²⁹, J.M. Vizan Garcia

Universidad de Oviedo, Oviedo, Spain

J.A. Brochero Cifuentes, I.J. Cabrillo, A. Calderon, S.H. Chuang, J. Duarte Campderros, M. Felcini³⁰, M. Fernandez, G. Gomez, J. Gonzalez Sanchez, C. Jorda, P. Lobelle Pardo, A. Lopez Virto, J. Marco,

R. Marco, C. Martinez Rivero, F. Matorras, F.J. Munoz Sanchez, T. Rodrigo, A.Y. Rodríguez-Marrero, A. Ruiz-Jimeno, L. Scodellaro, M. Sobron Sanudo, I. Vila, R. Vilar Cortabitarte

Instituto de Física de Cantabria (IFCA), CSIC-Universidad de Cantabria, Santander, Spain

D. Abbaneo, E. Auffray, G. Auzinger, P. Baillon, A.H. Ball, D. Barney, C. Bernet⁵, W. Bialas, G. Bianchi, P. Bloch, A. Bocci, H. Breuker, K. Bunkowski, T. Camporesi, G. Cerminara, T. Christiansen, J.A. Coarasa Perez, B. Curé, D. D'Enterria, A. De Roeck, S. Di Guida, M. Dobson, N. Dupont-Sagorin, A. Elliott-Peisert, B. Frisch, W. Funk, A. Gaddi, G. Georgiou, H. Gerwig, M. Giffels, D. Gigi, K. Gill, D. Giordano, M. Giunta, F. Glege, R. Gomez-Reino Garrido, P. Govoni, S. Gowdy, R. Guida, L. Guiducci, M. Hansen, P. Harris, C. Hartl, J. Harvey, B. Hegner, A. Hinzmann, H.F. Hoffmann, V. Innocente, P. Janot, K. Kaadze, E. Karavakis, K. Kousouris, P. Lecoq, P. Lenzi, C. Lourenço, T. Mäki, M. Malberti, L. Malgeri, M. Mannelli, L. Masetti, G. Mavromanolakis, F. Meijers, S. Mersi, E. Meschi, R. Moser, M.U. Mozer, M. Mulders, E. Nesvold, M. Nguyen, T. Orimoto, L. Orsini, E. Palencia Cortezon, E. Perez, A. Petrilli, A. Pfeiffer, M. Pierini, M. Pimiä, D. Piparo, G. Polese, L. Quertenmont, A. Racz, W. Reece, J. Rodrigues Antunes, G. Rolandi³¹, T. Rommerskirchen, C. Rovelli³², M. Rovere, H. Sakulin, F. Santanastasio, C. Schäfer, C. Schwick, I. Segoni, A. Sharma, P. Siegrist, P. Silva, M. Simon, P. Sphicas^{*,33}, D. Spiga, M. Spiropulu⁴, M. Stoye, A. Tsiros, G.I. Veres¹⁶, P. Vichoudis, H.K. Wöhri, S.D. Worm³⁴, W.D. Zeuner

CERN, European Organization for Nuclear Research, Geneva, Switzerland

W. Bertl, K. Deiters, W. Erdmann, K. Gabathuler, R. Horisberger, Q. Ingram, H.C. Kaestli, S. König, D. Kotlinski, U. Langenegger, F. Meier, D. Renker, T. Rohe, J. Sibille³⁵

Paul Scherrer Institut, Villigen, Switzerland

L. Bäni, P. Bortignon, M.A. Buchmann, B. Casal, N. Chanon, Z. Chen, A. Deisher, G. Dissertori, M. Dittmar, M. Dünser, J. Eugster, K. Freudenreich, C. Grab, P. Lecomte, W. Lustermann, P. Martinez Ruiz del Arbol, N. Mohr, F. Moortgat, C. Nägeli³⁶, P. Nef, F. Nessi-Tedaldi, L. Pape, F. Pauss, M. Peruzzi, F.J. Ronga, M. Rossini, L. Sala, A.K. Sanchez, M.-C. Sawley, A. Starodumov³⁷, B. Stieger, M. Takahashi, L. Tauscher[†], A. Thea, K. Theofilatos, D. Treille, C. Urscheler, R. Wallny, H.A. Weber, L. Wehrli, J. Weng

Institute for Particle Physics, ETH Zurich, Zurich, Switzerland

E. Aguilo, C. Amsler, V. Chiochia, S. De Visscher, C. Favaro, M. Ivova Rikova, B. Millan Mejias, P. Otiougova, P. Robmann, H. Snoek, M. Verzetti

Universität Zürich, Zurich, Switzerland

Y.H. Chang, K.H. Chen, C.M. Kuo, S.W. Li, W. Lin, Z.K. Liu, Y.J. Lu, D. Mekterovic, R. Volpe, S.S. Yu

National Central University, Chung-Li, Taiwan

P. Bartalini, P. Chang, Y.H. Chang, Y.W. Chang, Y. Chao, K.F. Chen, C. Dietz, U. Grundler, W.-S. Hou, Y. Hsiung, K.Y. Kao, Y.J. Lei, R.-S. Lu, D. Majumder, E. Petrakou, X. Shi, J.G. Shiu, Y.M. Tzeng, M. Wang

National Taiwan University (NTU), Taipei, Taiwan

A. Adiguzel, M.N. Bakirci³⁸, S. Cerci³⁹, C. Dozen, I. Dumanoglu, E. Eskut, S. Girgis, G. Gokbulut, I. Hos, E.E. Kangal, G. Karapinar, A. Kayis Topaksu, G. Onengut, K. Ozdemir, S. Ozturk⁴⁰, A. Polatoz, K. Sogut⁴¹, D. Sunar Cerci³⁹, B. Tali³⁹, H. Topakli³⁸, D. Uzun, L.N. Vergili, M. Vergili

Cukurova University, Adana, Turkey

I.V. Akin, T. Aliev, B. Bilin, S. Bilmis, M. Deniz, H. Gamsizkan, A.M. Guler, K. Ocalan, A. Ozpineci, M. Serin, R. Sever, U.E. Surat, M. Yalvac, E. Yildirim, M. Zeyrek

Middle East Technical University, Physics Department, Ankara, Turkey

M. Deliomeroglu, E. Gülmez, B. Isildak, M. Kaya⁴², O. Kaya⁴², S. Ozkorucuklu⁴³, N. Sonmez⁴⁴

Bogazici University, Istanbul, Turkey

L. Levchuk

National Scientific Center, Kharkov Institute of Physics and Technology, Kharkov, Ukraine

F. Bostock, J.J. Brooke, E. Clement, D. Cussans, H. Flacher, R. Frazier, J. Goldstein, M. Grimes, G.P. Heath, H.F. Heath, L. Kreczko, S. Metson, D.M. Newbold³⁴, K. Nirunpong, A. Poll, S. Senkin, V.J. Smith, T. Williams

University of Bristol, Bristol, United Kingdom

L. Basso⁴⁵, K.W. Bell, A. Belyaev⁴⁵, C. Brew, R.M. Brown, D.J.A. Cockerill, J.A. Coughlan, K. Harder, S. Harper, J. Jackson, B.W. Kennedy, E. Olaiya, D. Petyt, B.C. Radburn-Smith, C.H. Shepherd-Themistocleous, I.R. Tomalin, W.J. Womersley

Rutherford Appleton Laboratory, Didcot, United Kingdom

R. Bainbridge, G. Ball, R. Beuselinck, O. Buchmuller, D. Colling, N. Cripps, M. Cutajar, P. Dauncey, G. Davies, M. Della Negra, W. Ferguson, J. Fulcher, D. Futyan, A. Gilbert, A. Guneratne Bryer, G. Hall, Z. Hatherell, J. Hays, G. Iles, M. Jarvis, G. Karapostoli, L. Lyons, A.-M. Magnan, J. Marrouche, B. Mathias, R. Nandi, J. Nash, A. Nikitenko³⁷, A. Papageorgiou, M. Pesaresi, K. Petridis, M. Pioppi⁴⁶, D.M. Raymond, S. Rogerson, N. Rompotis, A. Rose, M.J. Ryan, C. Seez, A. Sparrow, A. Tapper, S. Tourneur, M. Vazquez Acosta, T. Virdee, S. Wakefield, N. Wardle, D. Wardrope, T. Whyntie

Imperial College, London, United Kingdom

M. Barrett, M. Chadwick, J.E. Cole, P.R. Hobson, A. Khan, P. Kyberd, D. Leslie, W. Martin, I.D. Reid, P. Symonds, L. Teodorescu, M. Turner

Brunel University, Uxbridge, United Kingdom

K. Hatakeyama, H. Liu, T. Scarborough

Baylor University, Waco, TX, USA

C. Henderson

The University of Alabama, Tuscaloosa, AL, USA

A. Avetisyan, T. Bose, E. Carrera Jarrin, C. Fantasia, A. Heister, J.St. John, P. Lawson, D. Lazic, J. Rohlf, D. Sperka, L. Sulak

Boston University, Boston, MA, USA

S. Bhattacharya, D. Cutts, A. Ferapontov, U. Heintz, S. Jabeen, G. Kukartsev, G. Landsberg, M. Luk, M. Narain, D. Nguyen, M. Segala, T. Sinthuprasith, T. Speer, K.V. Tsang

Brown University, Providence, RI, USA

R. Breedon, G. Breto, M. Calderon De La Barca Sanchez, M. Caulfield, S. Chauhan, M. Chertok, J. Conway, R. Conway, P.T. Cox, J. Dolen, R. Erbacher, M. Gardner, R. Houtz, W. Ko, A. Kopecky, R. Lander, O. Mall, T. Miceli, R. Nelson, D. Pellett, J. Robles, B. Rutherford, M. Searle, J. Smith, M. Squires, M. Tripathi, R. Vasquez Sierra

University of California, Davis, Davis, CA, USA

V. Andreev, K. Arisaka, D. Cline, R. Cousins, J. Duris, S. Erhan, P. Everaerts, C. Farrell, J. Hauser, M. Ignatenko, C. Jarvis, C. Plager, G. Rakness, P. Schlein[†], J. Tucker, V. Valuev, M. Weber

University of California, Los Angeles, Los Angeles, CA, USA

J. Babb, R. Clare, J. Ellison, J.W. Gary, F. Giordano, G. Hanson, G.Y. Jeng, H. Liu, O.R. Long, A. Luthra, H. Nguyen, S. Paramesvaran, J. Sturdy, S. Sumowidagdo, R. Wilken, S. Wimpenny

University of California, Riverside, Riverside, CA, USA

W. Andrews, J.G. Branson, G.B. Cerati, S. Cittolin, D. Evans, F. Golf, A. Holzner, R. Kelley, M. Lebourgeois, J. Letts, I. Macneill, B. Mangano, S. Padhi, C. Palmer, G. Petrucciani, H. Pi, M. Pieri, R. Ranieri, M. Sani, I. Sfiligoi, V. Sharma, S. Simon, E. Sudano, M. Tadel, Y. Tu, A. Vartak, S. Wasserbaech⁴⁷, F. Würthwein, A. Yagil, J. Yoo

University of California, San Diego, La Jolla, CA, USA

D. Barge, R. Bellan, C. Campagnari, M. D'Alfonso, T. Danielson, K. Flowers, P. Geffert, J. Incandela, C. Justus, P. Kalavase, S.A. Koay, D. Kovalskyi¹, V. Krutelyov, S. Lowette, N. Mccoll, V. Pavlunin, F. Rebassoo, J. Ribnik, J. Richman, R. Rossin, D. Stuart, W. To, J.R. Vlimant, C. West

University of California, Santa Barbara, Santa Barbara, CA, USA

A. Apresyan, A. Bornheim, J. Bunn, Y. Chen, E. Di Marco, J. Duarte, M. Gataullin, Y. Ma, A. Mott, H.B. Newman, C. Rogan, V. Timciuc, P. Traczyk, J. Veverka, R. Wilkinson, Y. Yang, R.Y. Zhu

California Institute of Technology, Pasadena, CA, USA

B. Akgun, R. Carroll, T. Ferguson, Y. Iiyama, D.W. Jang, S.Y. Jun, Y.F. Liu, M. Paulini, J. Russ, H. Vogel, I. Vorobiev

Carnegie Mellon University, Pittsburgh, PA, USA

J.P. Cumalat, M.E. Dinardo, B.R. Drell, C.J. Edelmaier, W.T. Ford, A. Gaz, B. Heyburn, E. Luiggi Lopez, U. Nauenberg, J.G. Smith, K. Stenson, K.A. Ulmer, S.R. Wagner, S.L. Zang

University of Colorado at Boulder, Boulder, CO, USA

L. Agostino, J. Alexander, A. Chatterjee, N. Eggert, L.K. Gibbons, B. Heltsley, W. Hopkins, A. Khukhunaishvili, B. Kreis, N. Mirman, G. Nicolas Kaufman, J.R. Patterson, A. Ryd, E. Salvati, W. Sun, W.D. Teo, J. Thom, J. Thompson, J. Vaughan, Y. Weng, L. Winstrom, P. Wittich

Cornell University, Ithaca, NY, USA

A. Biselli, D. Winn

Fairfield University, Fairfield, CA, USA

S. Abdullin, M. Albrow, J. Anderson, G. Apollinari, M. Atac, J.A. Bakken, A. Beretvas, J. Berryhill, P.C. Bhat, I. Bloch, K. Burkett, J.N. Butler, V. Chetluru, H.W.K. Cheung, F. Chlebana, S. Cihangir, W. Cooper, D.P. Eartly, V.D. Elvira, S. Esen, I. Fisk, J. Freeman, Y. Gao, E. Gottschalk, D. Green, O. Gutsche, J. Hanlon, R.M. Harris, J. Hirschauer, B. Hooberman, H. Jensen, S. Jindariani, M. Johnson, U. Joshi, B. Kilminster, B. Klima, S. Kunori, S. Kwan, C. Leonidopoulos, D. Lincoln, R. Lipton, J. Lykken, K. Maeshima, J.M. Marraffino, S. Maruyama, D. Mason, P. McBride, T. Miao, K. Mishra, S. Mrenna, Y. Musienko⁴⁸, C. Newman-Holmes, V. O'Dell, J. Pivarski, R. Pordes, O. Prokofyev, T. Schwarz, E. Sexton-Kennedy, S. Sharma, W.J. Spalding, L. Spiegel, P. Tan, L. Taylor, S. Tkaczyk, L. Uplegger, E.W. Vaandering, R. Vidal, J. Whitmore, W. Wu, F. Yang, F. Yumiceva, J.C. Yun

Fermi National Accelerator Laboratory, Batavia, IL, USA

D. Acosta, P. Avery, D. Bourilkov, M. Chen, S. Das, M. De Gruttola, G.P. Di Giovanni, D. Dobur, A. Drozdetskiy, R.D. Field, M. Fisher, Y. Fu, I.K. Furic, J. Gartner, S. Goldberg, J. Hugon, B. Kim, J. Konigsberg, A. Korytov, A. Kropivnitskaya, T. Kypreos, J.F. Low, K. Matchev, P. Milenovic⁴⁹, G. Mitselmakher, L. Muniz, R. Remington, A. Rinkevicius, M. Schmitt, B. Scurlock, P. Sellers, N. Skhirtladze, M. Snowball, D. Wang, J. Yelton, M. Zakaria

University of Florida, Gainesville, FL, USA

V. Gaultney, L.M. Lebolo, S. Linn, P. Markowitz, G. Martinez, J.L. Rodriguez

Florida International University, Miami, FL, USA

T. Adams, A. Askew, J. Bochenek, J. Chen, B. Diamond, S.V. Gleyzer, J. Haas, S. Hagopian, V. Hagopian, M. Jenkins, K.F. Johnson, H. Prosper, S. Sekmen, V. Veeraraghavan, M. Weinberg

Florida State University, Tallahassee, FL, USA

M.M. Baarmand, B. Dorney, M. Hohlmann, H. Kalakhety, I. Vodopianov

Florida Institute of Technology, Melbourne, FL, USA

M.R. Adams, I.M. Anghel, L. Apanasevich, Y. Bai, V.E. Bazterra, R.R. Betts, J. Callner, R. Cavanaugh, C. Dragoiu, L. Gauthier, C.E. Gerber, D.J. Hofman, S. Khalatyan, G.J. Kunde⁵⁰, F. Lacroix, M. Malek, C. O'Brien, C. Silkworth, C. Silvestre, D. Strom, N. Varelas

University of Illinois at Chicago (UIC), Chicago, IL, USA

U. Akgun, E.A. Albayrak, B. Bilki⁵¹, W. Clarida, F. Duru, S. Griffiths, C.K. Lae, E. McCliment, J.-P. Merlo, H. Mermerkaya⁵², A. Mestvirishvili, A. Moeller, J. Nachtman, C.R. Newsom, E. Norbeck, J. Olson, Y. Onel, F. Ozok, S. Sen, E. Tiras, J. Wetzel, T. Yetkin, K. Yi

The University of Iowa, Iowa City, IA, USA

B.A. Barnett, B. Blumenfeld, S. Bolognesi, A. Bonato, D. Fehling, G. Giurgiu, A.V. Gritsan, Z.J. Guo, G. Hu, P. Maksimovic, S. Rappoccio, M. Swartz, N.V. Tran, A. Whitbeck

Johns Hopkins University, Baltimore, MD, USA

P. Baringer, A. Bean, G. Benelli, O. Grachov, R.P. Kenny Iii, M. Murray, D. Noonan, S. Sanders, R. Stringer, G. Tinti, J.S. Wood, V. Zhukova

The University of Kansas, Lawrence, KS, USA

A.F. Barfuss, T. Bolton, I. Chakaberia, A. Ivanov, S. Khalil, M. Makouski, Y. Maravin, S. Shrestha, I. Svintradze

Kansas State University, Manhattan, NY, USA

J. Gronberg, D. Lange, D. Wright

Lawrence Livermore National Laboratory, Livermore, CA, USA

A. Baden, M. Boutemour, B. Calvert, S.C. Eno, J.A. Gomez, N.J. Hadley, R.G. Kellogg, M. Kirn, T. Kolberg, Y. Lu, M. Marionneau, A.C. Mignerey, A. Peterman, K. Rossato, P. Rumerio, A. Skuja, J. Temple, M.B. Tonjes, S.C. Tonwar, E. Twedt

University of Maryland, College Park, MD, USA

B. Alver, G. Bauer, J. Bendavid, W. Busza, E. Butz, I.A. Cali, M. Chan, V. Dutta, G. Gomez Ceballos, M. Goncharov, K.A. Hahn, Y. Kim, M. Klute, Y.-J. Lee, W. Li, P.D. Luckey, T. Ma, S. Nahn, C. Paus, D. Ralph, C. Roland, G. Roland, M. Rudolph, G.S.F. Stephans, F. Stöckli, K. Sumorok, K. Sung, D. Velicanu, E.A. Wenger, R. Wolf, B. Wyslouch, S. Xie, M. Yang, Y. Yilmaz, A.S. Yoon, M. Zanetti

Massachusetts Institute of Technology, Cambridge, MA, USA

S.I. Cooper, P. Cushman, B. Dahmes, A. De Benedetti, G. Franzoni, A. Gude, J. Haupt, S.C. Kao, K. Klapoetke, Y. Kubota, J. Mans, N. Pastika, V. Rekovic, R. Rusack, M. Sasseville, A. Singovsky, N. Tambe, J. Turkewitz

University of Minnesota, Minneapolis, MN, USA

L.M. Cremaldi, R. Godang, R. Kroeger, L. Perera, R. Rahmat, D.A. Sanders, D. Summers

University of Mississippi, University, MS, USA

E. Avdeeva, K. Bloom, S. Bose, J. Butt, D.R. Claes, A. Dominguez, M. Eads, P. Jindal, J. Keller, I. Kravchenko, J. Lazo-Flores, H. Malbouisson, S. Malik, G.R. Snow

University of Nebraska-Lincoln, Lincoln, NE, USA

U. Baur, A. Godshalk, I. Iashvili, S. Jain, A. Kharchilava, A. Kumar, S.P. Shipkowski, K. Smith, Z. Wan

State University of New York at Buffalo, Buffalo, NY, USA

G. Alverson, E. Barberis, D. Baumgartel, M. Chasco, D. Trocino, D. Wood, J. Zhang

Northeastern University, Boston, MA, USA

A. Anastassov, A. Kubik, N. Mucia, N. Odell, R.A. Ofierzynski, B. Pollack, A. Pozdnyakov, M. Schmitt, S. Stoynev, M. Velasco, S. Won

Northwestern University, Evanston, IL, USA

L. Antonelli, D. Berry, A. Brinkerhoff, M. Hildreth, C. Jessop, D.J. Karmgard, J. Kolb, K. Lannon, W. Luo, S. Lynch, N. Marinelli, D.M. Morse, T. Pearson, R. Ruchti, J. Slaunwhite, N. Valls, M. Wayne, M. Wolf, J. Ziegler

University of Notre Dame, Notre Dame, IN, USA

B. Bylsma, L.S. Durkin, C. Hill, P. Killewald, K. Kotov, T.Y. Ling, D. Puigh, M. Rodenburg, C. Vuosalo, G. Williams

The Ohio State University, Columbus, OH, USA

N. Adam, E. Berry, P. Elmer, D. Gerbaudo, V. Halyo, P. Hebda, J. Hegeman, A. Hunt, E. Laird, D. Lopes Pegna, P. Lujan, D. Marlow, T. Medvedeva, M. Mooney, J. Olsen, P. Piroué, X. Quan, A. Raval, H. Saka, D. Stickland, C. Tully, J.S. Werner, A. Zuranski

Princeton University, Princeton, NJ, USA

J.G. Acosta, X.T. Huang, A. Lopez, H. Mendez, S. Oliveros, J.E. Ramirez Vargas, A. Zatserklyaniy

University of Puerto Rico, Mayaguez, PR, USA

E. Alagoz, V.E. Barnes, D. Benedetti, G. Bolla, D. Bortoletto, M. De Mattia, A. Everett, L. Gutay, Z. Hu, M. Jones, O. Koybasi, M. Kress, A.T. Laasanen, N. Leonardo, V. Maroussov, P. Merkel, D.H. Miller, N. Neumeister, I. Shipsey, D. Silvers, A. Svyatkovskiy, M. Vidal Marono, H.D. Yoo, J. Zablocki, Y. Zheng

Purdue University, West Lafayette, IN, USA

S. Guragain, N. Parashar

Purdue University Calumet, Hammond, IN, USA

A. Adair, C. Boulahouache, V. Cuplov, K.M. Ecklund, F.J.M. Geurts, B.P. Padley, R. Redjimi, J. Roberts, J. Zabel

Rice University, Houston, TX, USA

B. Betchart, A. Bodek, Y.S. Chung, R. Covarelli, P. de Barbaro, R. Demina, Y. Eshaq, A. Garcia-Bellido, P. Goldenzweig, Y. Gotra, J. Han, A. Harel, D.C. Miner, G. Petrillo, W. Sakumoto, D. Vishnevskiy, M. Zielinski

University of Rochester, Rochester, NY, USA

A. Bhatti, R. Ciesielski, L. Demortier, K. Goulianos, G. Lungu, S. Malik, C. Mesropian

The Rockefeller University, New York, NY, USA

S. Arora, O. Atramentov, A. Barker, J.P. Chou, C. Contreras-Campana, E. Contreras-Campana, D. Duggan, D. Ferencek, Y. Gershtein, R. Gray, E. Halkiadakis, D. Hidas, D. Hits, A. Lath, S. Panwalkar, M. Park, R. Patel, A. Richards, K. Rose, S. Salur, S. Schnetzer, C. Seitz, S. Somalwar, R. Stone, S. Thomas

Rutgers, the State University of New Jersey, Piscataway, NJ, USA

G. Cerizza, M. Hollingsworth, S. Spanier, Z.C. Yang, A. York

University of Tennessee, Knoxville, TN, USA

R. Eusebi, W. Flanagan, J. Gilmore, T. Kamon⁵³, V. Khotilovich, R. Montalvo, I. Osipenkov, Y. Pakhotin, A. Perloff, J. Roe, A. Safonov, T. Sakuma, S. Sengupta, I. Suarez, A. Tatarinov, D. Toback

Texas A&M University, College Station, TX, USA

N. Akchurin, J. Damgov, P.R. Duderov, C. Jeong, K. Kovitanggoon, S.W. Lee, T. Libeiro, Y. Roh, A. Sill, I. Volobouev, R. Wigmans

Texas Tech University, Lubbock, TX, USA

E. Appelt, E. Brownson, D. Engh, C. Florez, W. Gabella, A. Gurrola, M. Issah, W. Johns, P. Kurt, C. Maguire, A. Melo, P. Sheldon, B. Snook, S. Tuo, J. Velkovska

Vanderbilt University, Nashville, TN, USA

M.W. Arenton, M. Balazs, S. Boutle, S. Conetti, B. Cox, B. Francis, S. Goadhouse, J. Goodell, R. Hirosky, A. Ledovskoy, C. Lin, C. Neu, J. Wood, R. Yohay

University of Virginia, Charlottesville, VA, USA

S. Gollapinni, R. Harr, P.E. Karchin, C. Kottachchi Kankanamge Don, P. Lamichhane, M. Mattson, C. Milstène, A. Sakharov

Wayne State University, Detroit, MI, USA

M. Anderson, M. Bachtis, D. Belknap, J.N. Bellinger, J. Bernardini, L. Borrello, D. Carlsmith, M. Cepeda, S. Dasu, J. Efron, E. Friis, L. Gray, K.S. Grogg, M. Grothe, R. Hall-Wilton, M. Herndon, A. Hervé, P. Klabbbers, J. Klukas, A. Lanaro, C. Lazaridis, J. Leonard, R. Loveless, A. Mohapatra, I. Ojalvo, G.A. Pierro, I. Ross, A. Savin, W.H. Smith, J. Swanson

University of Wisconsin, Madison, WI, USA

* Corresponding author.

† Deceased.

¹ Also at CERN, European Organization for Nuclear Research, Geneva, Switzerland.

² Also at National Institute of Chemical Physics and Biophysics, Tallinn, Estonia.

³ Also at Universidade Federal do ABC, Santo Andre, Brazil.

⁴ Also at California Institute of Technology, Pasadena, CA, USA.

⁵ Also at Laboratoire Leprince-Ringuet, Ecole Polytechnique, IN2P3-CNRS, Palaiseau, France.

⁶ Also at Suez Canal University, Suez, Egypt.

⁷ Also at Cairo University, Cairo, Egypt.

⁸ Also at British University, Cairo, Egypt.

⁹ Also at Fayoum University, El-Fayoum, Egypt.

¹⁰ Now at Ain Shams University, Cairo, Egypt.

¹¹ Also at Soltan Institute for Nuclear Studies, Warsaw, Poland.

¹² Also at Université de Haute-Alsace, Mulhouse, France.

¹³ Also at Moscow State University, Moscow, Russia.

¹⁴ Also at Brandenburg University of Technology, Cottbus, Germany.

¹⁵ Also at Institute of Nuclear Research ATOMKI, Debrecen, Hungary.

¹⁶ Also at Eötvös Loránd University, Budapest, Hungary.

¹⁷ Also at Tata Institute of Fundamental Research – HECR, Mumbai, India.

- ¹⁸ Now at King Abdulaziz University, Jeddah, Saudi Arabia.
- ¹⁹ Also at University of Visva-Bharati, Santiniketan, India.
- ²⁰ Also at Sharif University of Technology, Tehran, Iran.
- ²¹ Also at Isfahan University of Technology, Isfahan, Iran.
- ²² Also at Shiraz University, Shiraz, Iran.
- ²³ Also at Plasma Physics Research Center, Science and Research Branch, Islamic Azad University, Teheran, Iran.
- ²⁴ Also at Facoltà Ingegneria Università di Roma, Roma, Italy.
- ²⁵ Also at Università della Basilicata, Potenza, Italy.
- ²⁶ Also at Laboratori Nazionali di Legnaro dell' INFN, Legnaro, Italy.
- ²⁷ Also at Università degli studi di Siena, Siena, Italy.
- ²⁸ Also at Faculty of Physics of University of Belgrade, Belgrade, Serbia.
- ²⁹ Also at University of Florida, Gainesville, FL, USA.
- ³⁰ Also at University of California, Los Angeles, Los Angeles, CA, USA.
- ³¹ Also at Scuola Normale e Sezione dell' INFN, Pisa, Italy.
- ³² Also at INFN Sezione di Roma; Università di Roma "La Sapienza", Roma, Italy.
- ³³ Also at University of Athens, Athens, Greece.
- ³⁴ Also at Rutherford Appleton Laboratory, Didcot, United Kingdom.
- ³⁵ Also at The University of Kansas, Lawrence, KS, USA.
- ³⁶ Also at Paul Scherrer Institut, Villigen, Switzerland.
- ³⁷ Also at Institute for Theoretical and Experimental Physics, Moscow, Russia.
- ³⁸ Also at Gaziosmanpasa University, Tokat, Turkey.
- ³⁹ Also at Adiyaman University, Adiyaman, Turkey.
- ⁴⁰ Also at The University of Iowa, Iowa City, IA, USA.
- ⁴¹ Also at Mersin University, Mersin, Turkey.
- ⁴² Also at Kafkas University, Kars, Turkey.
- ⁴³ Also at Suleyman Demirel University, Isparta, Turkey.
- ⁴⁴ Also at Ege University, Izmir, Turkey.
- ⁴⁵ Also at School of Physics and Astronomy, University of Southampton, Southampton, United Kingdom.
- ⁴⁶ Also at INFN Sezione di Perugia; Università di Perugia, Perugia, Italy.
- ⁴⁷ Also at Utah Valley University, Orem, UT, USA.
- ⁴⁸ Also at Institute for Nuclear Research, Moscow, Russia.
- ⁴⁹ Also at University of Belgrade, Faculty of Physics and Vinca Institute of Nuclear Sciences, Belgrade, Serbia.
- ⁵⁰ Also at Los Alamos National Laboratory, Los Alamos, NM, USA.
- ⁵¹ Also at Argonne National Laboratory, Argonne, WI, USA.
- ⁵² Also at Erzincan University, Erzincan, Turkey.
- ⁵³ Also at Kyungpook National University, Daegu, Republic of Korea.