

Search for a heavy resonance decaying to a top quark and a vector-like top quark at $\sqrt{s} = 13$ TeV



The CMS collaboration

E-mail: cms-publication-committee-chair@cern.ch

ABSTRACT: A search is presented for massive spin-1 Z' resonances decaying to a top quark and a heavy vector-like top quark partner T . The search is based on a 2.6 fb^{-1} sample of proton-proton collisions at 13 TeV collected with the CMS detector at the LHC. The analysis is optimized for final states in which the T quark decays to a W boson and a bottom quark. The focus is on all-jet final states in which both the W boson and the top quark decay into quarks that evolve into jets. The decay products of the top quark and of the W boson are assumed to be highly Lorentz-boosted and cannot be reconstructed as separate jets, but are instead reconstructed as merged, wide jets. Techniques for the identification of jet substructure and jet flavour are used to distinguish signal from background events. Several models for Z' bosons decaying to T quarks are excluded at 95% confidence level, with upper limits on the cross section ranging from 0.13 to 10 pb, depending on the chosen hypotheses. This is the first search for a neutral spin-1 heavy resonance decaying to a top quark and a vector-like T quark in the all-hadronic final state.

KEYWORDS: Beyond Standard Model, Hadron-Hadron scattering (experiments), Top physics

ARXIV EPRINT: [1703.06352](https://arxiv.org/abs/1703.06352)

Contents

1	Introduction	1
2	The CMS detector	3
3	Data and simulation samples	4
4	Event reconstruction and selection	5
5	Background estimation	8
6	Systematic uncertainties	9
7	Results	11
8	Summary	15
	The CMS collaboration	23

1 Introduction

Many theoretical models of physics beyond the standard model (SM) predict the existence of heavy bosonic resonances [1–9]. Such resonances include Z' gauge bosons [10–12] and Kaluza-Klein excitations of a gluon in Randall-Sundrum models [13, 14]. In many cases the couplings of these resonances to third-generation SM quarks are enhanced, leading to decay channels containing top quarks.

The CMS and ATLAS Collaborations at the CERN LHC have performed several searches for heavy resonances decaying to top quark-antiquark pairs ($t\bar{t}$) [15–21], placing very stringent limits on their production cross sections in the accessible kinematic range. However, in models with a heavy gluon [22, 23], a composite Higgs boson [24], or extra spatial dimensions [22, 25], an additional fermionic sector may be present in the form of a nonchiral (or vector-like) fourth generation of quarks. Topologies in which the Z' boson decays into vector-like quarks have not yet been investigated experimentally. This search focuses on the kinematic range in which Z' boson decays to tT dominate over those to TT , where T is a vector-like heavy quark with a charge of two thirds.

Vector-like quarks are fermions whose left- and right-handed components transform in the same way under the electroweak symmetry group of the SM. Consequently, their masses can be generated through direct mass terms in the Lagrangian, rather than via Yukawa couplings. This feature makes theories that include a heavy vector-like quark sector compatible with current Higgs boson measurements [26].

We present results of the first search for neutral spin-1 heavy resonances decaying to a top quark and a vector-like quark, in all-jet final states. The search utilizes data from proton-proton collisions at a centre-of-mass energy of 13 TeV. The analysis is optimized for the $T \rightarrow bW$ decay mode, but also considers the $T \rightarrow tH$ and $T \rightarrow TZ$ decays.

The results of the analysis are compared with the predictions of two theoretical models. The first model [22] is an effective theory with one warped extra dimension that considers only the lowest-energy spin-1 and spin-1/2 resonances to describe the decays of the lightest Kaluza-Klein excitation of the gluon, G^* , to one SM particle and one heavy fermion. We consider the specific case where the G^* resonance decays to a top quark and a heavy top quark partner T . The model assumes branching fractions (\mathcal{B}) to be 50/25/25% for T quark decay to the $bW/tH/tZ$ channels. Benchmark values of $\tan \theta_3 = 0.44$, $\sin \phi_{tR} = 0.6$, and $Y_* = 3$ are used for the model parameters. These benchmark values enhance the decays of the heavy resonance to a SM quark and a vector-like quark. The definitions of the parameters, the choice of their values, and their impact on the cross section are explained in ref. [22], and the significant discovery potential of the LHC already with comparatively small luminosity is discussed. This model predicts the existence of other vector-like quarks such as the $T_{5/3}$ quark, with a charge of five-thirds and a mass lower than the mass of the T quark. These other heavy quarks can have a moderate impact on the branching fraction of the G^* resonance to Tt , and their contribution is properly taken into account when comparing the model with the results of the analysis. In particular, the $T_{5/3}$ quark becomes relevant when the mass of the G^* resonance is twice its mass.

The second model [24] is a minimal composite effective theory of the Higgs boson based on the coset $SO(5)/SO(4)$, describing the phenomenology of heavy vector resonances, with particular focus on their interactions with top quark partners. The results of the analysis are compared with the cross section for the production of a neutral spin-1 resonance ρ_L^0 decaying to a top quark and a heavy top quark partner T . The model assumes T branching fractions to tH/tZ channels of 50/50%. The following are benchmark values of the model parameters: $y_L = c_3 = c_2 = 1$, and $g_{\rho_L} = 3$. The model parameters and the choice of benchmark values are described in [24]. This model is used to simulate signal samples.

The G^* and the ρ_L^0 resonances are candidates for the Z' of this search and are both produced through quark-antiquark pair interactions at the LHC. The kinematic distributions of the decay modes considered are comparable between the two models. Hypothetical top quark flavour-changing neutral currents generated in the interaction between the top quark, Z' boson, and T quark are estimated to be below the reach of current measurements [27] because of the large suppression generated by off-shell effects of the Z' boson and the T quark. The leading order Feynman diagram for the production of the Z' boson and the decay chain under consideration is depicted in figure 1.

Because of the large difference in mass between the W boson and the T quark, the W boson receives a large Lorentz boost, such that its decay products appear as merged jets (in a highly-boosted topology). Jet substructure algorithms are employed to reconstruct and identify the W boson originating from the decay of the T quark. If the mass difference between the Z' boson and the T quark is much larger than the mass of the top quark, the top quark from the decay of the Z' boson also receives a large transverse momentum (p_T),

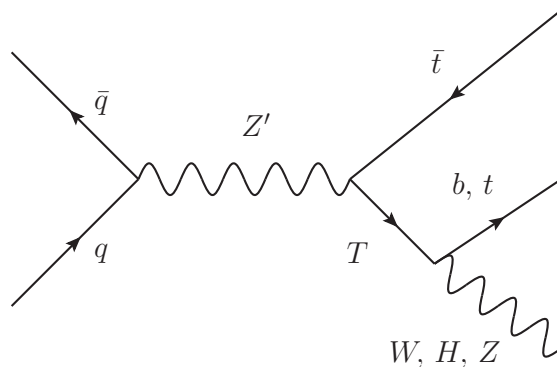


Figure 1. The leading order Feynman diagram showing the production mode of the Z' boson and its decay chain.

in which case jet-substructure techniques can also be used to identify and reconstruct the all-jets decay of the top quark.

The dominant background is from SM events and is comprised of jets produced through the strong interaction, i.e. quantum chromodynamics (QCD) multijet events, followed by events from $t\bar{t}$ pair production and from single top quark production. The contribution of the latter processes is estimated from simulation, while the multijet QCD background is estimated from data using signal-depleted control regions.

This paper is organized as follows: section 2 gives a description of the CMS detector and the reconstruction of events. Section 3 describes the data and the simulated samples used in the analysis. An overview of the jet-substructure algorithms and the details of the selection for the analysis are given in section 4. Estimation of SM background processes is discussed in section 5, while section 6 describes the systematic uncertainties. The results of the analysis and a summary are given in sections 7 and 8, respectively.

2 The CMS detector

The central feature of the CMS apparatus is a superconducting solenoid of 6 m internal diameter, providing a magnetic field of 3.8 T. Within the solenoid volume are a silicon pixel and strip tracker, a lead tungstate crystal electromagnetic calorimeter (ECAL), and a brass and scintillator hadron calorimeter (HCAL), each composed of a barrel and two endcap sections. Forward calorimeters extend the pseudorapidity (η) coverage provided by the barrel and endcap detectors. Muons are measured in gas-ionization detectors embedded in the steel flux-return yoke outside the solenoid.

A particle-flow event algorithm [28, 29] reconstructs and identifies each individual particle with an optimized combination of information from the various elements of the CMS detector. The energy of photons is directly obtained from the ECAL measurement, corrected for zero-suppression effects. The energy of electrons is determined from a combination of the electron momentum at the primary interaction vertex as determined by the tracker, the energy of the corresponding ECAL cluster, and the energy sum of all bremsstrahlung photons spatially compatible with originating from the electron track. The

energy of muons is obtained from the curvature of the corresponding track. The energy of charged hadrons is determined from a combination of their momentum measured in the tracker and the matching ECAL and HCAL energy deposits, corrected for zero-suppression effects and for the response function of the calorimeters to hadronic showers. Finally, the energy of neutral hadrons is obtained from the corresponding corrected sum of ECAL and HCAL energies. Primary vertices are reconstructed using a deterministic annealing filter algorithm [30]. The vertex with the largest sum of the squares of the associated track p_T values is taken to be the primary event vertex. A more detailed description of the CMS detector, together with a definition of the coordinate system used and the relevant kinematic variables, can be found in ref. [31].

3 Data and simulation samples

The analysis is based on data from proton-proton collisions collected in 2015 by the CMS experiment at a centre-of-mass energy of 13 TeV, corresponding to a total integrated luminosity of 2.6 fb^{-1} . The events are selected with an online trigger that required the scalar p_T sum of the jets (H_T) to be larger than 800 GeV. The offline H_T is required to be larger than 850 GeV. After this selection, the trigger is more than 97% efficient in selecting those events that would pass the analysis selection. The trigger and offline H_T selections do not significantly impact the overall signal efficiency because the masses of the spin-1 resonances considered in this analysis are at least 1.5 TeV.

The signal processes are simulated using MADGRAPH v5.2.2.2 [32]. Neutral spin-1 resonances (Z' boson) decaying exclusively to a top quark and an up-type heavy vector-like quark (T) are generated. Data samples are produced for three values of mass of the Z' boson and a width of 1% the mass. For the T quark samples the width of the quark is fixed to 1 MeV. The values of the width are chosen to be much smaller than the detector resolution. The T quark is generated with left-handed chirality. The impact of the chirality of the T quark on the analysis is assessed on a single signal configuration and is found to be insignificant, and for this reason the right-handed chirality case is not explicitly considered.

The simulation of the signal event production is based on a simplified low-energy effective theory describing the phenomenology of heavy vector resonances in the minimal composite Higgs model [24]. Signal samples are generated for three decay modes of the T quark: $T \rightarrow bW$, tH , and tZ . Several mass hypotheses for the Z' (T) resonance are considered ranging from 1.5 to 2.5 (0.7 to 1.5) TeV. The combination of the Z' and T masses is chosen such that the mass of the T quark is roughly 1/2, 2/3, or 5/6 of the Z' boson mass. For some of the samples generated, the top quark from the decay of the Z' boson receives a small p_T and its decay does not result in a boosted topology.

The decay of heavy resonances in signal events is processed with MADSPIN [33] to correctly treat the spin correlations in the decay chain. The matrix element calculations for signal processes include one extra parton at most emitted at tree level. To model fragmentation and parton showering, the PYTHIA 8.2 [34] tune CUETP8M1 [35] is used, and the MLM scheme [36] is used to match parton emission in the matrix element with the parton shower. Differential jet rates are checked for smoothness to ensure that the matching scale is chosen correctly.

Background top quark pair production is simulated with the next-to-leading-order generator POWHEG v2 [37–41]. The $t\bar{t}$ event sample is normalized to the next-to-next-to-leading order (NNLO) cross section of $\sigma_{t\bar{t}} = 831.76$ pb [42]. Background events from single top quark production in the tW channel are also generated with POWHEG v2 and are normalized to a cross section of 71.7 pb [43]. Single top quark production in the s and t channels without an associated W boson is generated with MADGRAPH v5.2.2.2 [32] and the cross sections are normalized to 10.32 and 216.99 pb, respectively [44, 45]. All samples are interfaced to PYTHIA 8.2 for fragmentation and parton showering. The multijet QCD production is estimated from data. Simulated multijet QCD events are used only to validate the method of background estimation and are generated with PYTHIA 8.2, binned in H_T to increase the event sample in the high-energy region.

All events were generated with the NNPDF 3.0 parton distribution functions (PDFs) [46]. All simulated event samples include the simulation of additional inelastic proton-proton interactions within the same or adjacent bunch crossings (pileup). The detector response is simulated with the GEANT4 package [47, 48]. Simulated events are processed through the same software chain as used for collision data and are reweighted to match the observed distribution of the number of pileup interactions in data.

4 Event reconstruction and selection

For each event, hadronic jets are clustered from the reconstructed particles with the infrared and collinear safe anti- k_T algorithm [49], using the FASTJET 3.0 software package [50, 51] with the distance parameters $R = 0.4$ (AK4 jets) and 0.8 (AK8 jets). The two types of jets are reconstructed independently. Charged hadrons not associated with the primary vertex of the interaction are not considered when clustering. Corrections based on the jet area [52] are applied to remove the energy contribution of neutral hadrons arising from pileup collisions. Further corrections are used to account for the nonlinear calorimeter response as a function of η and p_T [53], derived from simulation and from data-to-simulation correction factors. Spurious jets due to detector noise effects are removed by requiring that neutral particles contribute less than 99% of the electromagnetic and hadronic energy in a jet. Only jets with $|\eta| < 2.4$ are considered; no requirements on lepton or imbalance in transverse momentum are applied.

This analysis considers signal events characterized by a three-jet topology. One of the jets corresponds to the boosted top quark from the decay of the Z' boson, the second originates from the W boson of the T quark decay, and the third is from the b quark emitted in the T quark decay. These selection criteria are optimized for the decay of the T quark to bW , but the analysis is sensitive to the other decay modes of the T quark as well. To identify t jets, the jets associated with top quarks, the “CMS top tagger v2” [54] algorithm is used. In this algorithm, the constituents of the AK8 jets are reclustered using the Cambridge-Aachen algorithm [55, 56]. The modified mass-drop tagger algorithm [57], also known as the “soft drop” algorithm with angular exponent $\beta = 0$, soft threshold $z_{\text{cut}} < 0.1$, and characteristic radius $R_0 = 0.8$ [58], is used to remove soft, wide-angle radiation from the jet. This algorithm identifies two subjets within the AK8 jet corresponding to the b

jet and the decay of the W boson. Additionally, the “N-subjettiness” variables τ_N [59, 60] are used. These variables, calculated using all the particle-flow constituents of the AK8 jet, quantify the degree to which a jet can be regarded as composed of N subjets.

For the identification of top quark candidates, the soft-drop mass, m_{SD} , is required to satisfy $110 < m_{SD} < 210$ GeV and the N-subjettiness variable is required to satisfy $\tau_3/\tau_2 < 0.86$. These selections correspond to a misidentification rate of 10% for multijet QCD, and an efficiency greater than 70%. To ensure that the decays of the top quark are merged in a single jet, AK8 jets are required to have $p_T > 400$ GeV. Jets satisfying the aforementioned momentum, mass, and N-subjettiness selections are referred to as “t-tagged”.

For the identification of W jets, the same jet reclustering procedure as in the t tagging algorithm is chosen. Additionally, jets are required to fulfill $70 < m_{SD} < 100$ GeV, $\tau_2/\tau_1 < 0.6$, and $p_T > 200$ GeV. These criteria correspond to a misidentification rate of approximately 5% for multijet QCD, and an efficiency of approximately 60% for genuine W bosons not coming from the decay of a top quark. Jets satisfying these requirements are referred to as “W-tagged”.

The Combined Secondary Vertex v2 (CSVv2) algorithm [61, 62] is used to identify AK4 jets originating from b quarks (b tagging). The ‘medium’ working point of the algorithm is used, which provides an efficiency of approximately 70% for the identification of genuine b quark jets while rejecting 99% of light-flavour jets. The ‘loose’ working point of the algorithm is used for the background estimation, providing an efficiency of approximately 85% and a light-flavour rejection rate of 90%. Additionally, t-tagged jets with a b-tagged subjet [20, 62] are used to improve the discrimination power against background processes. The CSVv2 algorithm with the ‘medium’ working point is used for subjet b tagging.

The events are required to have at least one b-tagged AK4 jet [61], with $p_T > 100$ GeV and $|\eta| < 2.4$. To avoid possible overlaps, the AK4 jet is required to have an angular separation, ΔR , of at least 0.8 with respect to the t-tagged jet and the W-tagged jet. The angular separation variable ΔR is defined as $\sqrt{(\Delta\phi)^2 + (\Delta\eta)^2}$, where ϕ is the azimuthal angle. Among the b jets satisfying these requirements, the one with the highest p_T is selected. The T quark candidate four-momentum is defined as the sum of the 4-vectors of the selected b jet and the W-tagged jet. Only events with a T quark candidate mass $m_T > 500$ GeV are considered. This selection criterion helps to reject the $t\bar{t}$ background. The reconstructed Z' boson candidate four-momentum is defined as the sum of the 4-vectors of the T quark candidate and the selected t-tagged jet. The invariant mass of the Z' boson candidate $m_{Z'}$ is used as the main discriminating observable in the analysis.

Events are grouped into two separate categories according to the presence or absence of a b-tagged subjet in the t-tagged jet. Events containing a b-tagged subjet are placed in the “SR 2 b tag category” as they contain one b-tagged AK4 jet together with a b-tagged subjet associated with the t-tagged jet, as opposed to events in the “SR 1 b tag category” that contain only one b-tagged AK4 jet. No selection criteria are applied to specifically target the tH and tZ final states of the T quark.

Table 1 shows the selection efficiency for the signal in the different event categories. The samples with the smallest difference in mass between the Z' boson and T quark have a degraded reconstruction efficiency because of the low p_T of the top quark originating from

$\mathcal{B}(T \rightarrow bW) = 1$			
$m_{Z'}$ [GeV]	m_T [GeV]	Efficiency SR 1 b tag [%]	Efficiency SR 2 b tag [%]
1500	700	1.2 ± 0.2	1.9 ± 0.3
1500	900	0.74 ± 0.17	1.1 ± 0.2
1500	1200	0.23 ± 0.09	0.21 ± 0.09
2000	900	2.6 ± 0.3	3.6 ± 0.4
2000	1200	2.1 ± 0.3	3.0 ± 0.4
2000	1500	0.89 ± 0.18	0.87 ± 0.18
2500	1200	3.3 ± 0.4	3.9 ± 0.4
2500	1500	2.8 ± 0.3	3.6 ± 0.4
$\mathcal{B}(T \rightarrow tH) = 1$			
$m_{Z'}$ [GeV]	m_T [GeV]	Efficiency SR 1 b tag [%]	Efficiency SR 2 b tag [%]
1500	700	0.55 ± 0.15	0.75 ± 0.17
1500	900	0.65 ± 0.16	0.93 ± 0.19
1500	1200	0.26 ± 0.10	0.37 ± 0.12
2000	900	1.8 ± 0.3	2.6 ± 0.3
2000	1200	2.0 ± 0.3	2.9 ± 0.3
2000	1500	1.7 ± 0.3	2.2 ± 0.3
2500	1200	2.9 ± 0.3	3.9 ± 0.4
2500	1500	3.0 ± 0.3	4.1 ± 0.4
$\mathcal{B}(T \rightarrow tZ) = 1$			
$m_{Z'}$ [GeV]	m_T [GeV]	Efficiency SR 1 b tag [%]	Efficiency SR 2 b tag [%]
1500	700	0.62 ± 0.15	0.84 ± 0.18
1500	900	0.78 ± 0.17	0.98 ± 0.19
1500	1200	0.50 ± 0.14	0.54 ± 0.14
2000	900	2.4 ± 0.3	3.1 ± 0.4
2000	1200	2.8 ± 0.3	3.9 ± 0.4
2000	1500	2.3 ± 0.3	2.8 ± 0.3
2500	1200	4.3 ± 0.4	5.4 ± 0.5
2500	1500	4.5 ± 0.4	6.0 ± 0.5

Table 1. Selection efficiencies for the signal in the categories used in the analysis. The quoted uncertainties are statistical.

the decay of the Z' boson. For several mass points the reconstruction efficiency is higher for the $T \rightarrow tH$ or $T \rightarrow tZ$ decay channel than for $T \rightarrow bW$, for which the analysis is optimized. This is because if the T quark decays to a t quark instead of a b quark, there are two t quarks in the final state, hence it is more likely that at least one of the two t quarks will be tagged. In addition to this, t quarks coming from the decay of a T quark have a higher p_T , therefore are more likely to be tagged.

Selection	SR 1 b tag	SB for 1 b tag	SR 2 b tag	SB for 2 b tag
1 t tag and 1 W tag	Yes	Yes	Yes	Yes
Subjet b tag on t-tagged jet	Veto	Veto	Yes	Yes
1 AK4 jet, $p_T > 100$ GeV, $\Delta R(t - /W - \text{jet}, \text{jet}) > 0.8$	Yes	Yes	Yes	Yes
b tag on AK4 jet	Yes	“loose” Veto	Yes	“loose” Veto
$m_T > 500$ GeV	Yes	Yes	Yes	Yes

Table 2. Summary of the selection criteria for the event categories in the signal region (SR) and the sideband region (SB).

5 Background estimation

There are two dominant source of background: multijet QCD production and top quark production, including both $t\bar{t}$ and single top quark contributions. The multijet background contribution is the most important for this search. Approximately 20% of the top quark production in the signal region is composed of single top quark events, mostly in the tW channel. Pair production of top quarks in association with a vector boson is not a relevant background for this analysis because of the non-boosted nature of the process and its relatively small cross section. Its contribution is estimated to be less than 0.3% of the total number of events in the signal region.

The multijet background is derived from data with the following procedure. Sideband regions are defined by inverting the b tagging requirement on the AK4 jet for the selection of the signal. Specifically, the AK4 jet has to fail the b tagging requirement, using a ‘loose’ operating point of the b tagging algorithm. Events with additional b-tagged jets are vetoed to ensure independence with respect to the signal region. Two different sideband regions are used for the two signal categories according to the presence or absence of a b-tagged subjet in the t-tagged jet. A summary of the selection criteria is shown in table 2.

The shape of the $m_{Z'}$ distribution is compared between the sideband region and the signal region in a sample of simulated multijet QCD events. Figure 2 shows the bin-by-bin ratio of the signal region to the sideband region. Both histograms are normalized to unity before computing the ratio.

The ratio is fit with a second-order polynomial function, which represents the correction factor required to weight the events in the sideband region to reproduce the shape of the multijet background in the signal region. This is the simplest functional form providing a satisfactory fit. To avoid double counting when estimating the multijet background from data, the top quark contribution in the sideband region, estimated from simulation, is subtracted. Good agreement in shape between data and simulated events is observed in the sideband regions.

The normalization of the predicted multijet background cannot be reliably extracted from simulation and is fixed by a maximum likelihood fit to data in the signal region in a background-only hypothesis. The contribution from $t\bar{t}$ is properly taken into account. A flat prior is used for the nuisance parameter associated with the normalization of the multijet background. The fit is performed on the $m_{Z'}$ distribution and, as a consistency

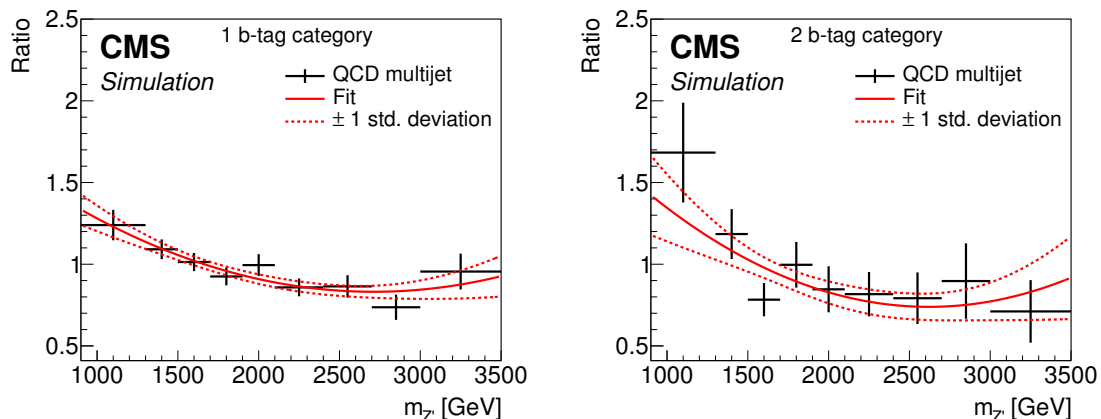


Figure 2. Ratio of the number of events in the signal region to the number in the sideband region, as a function of the Z' mass, for simulated background QCD multijet events. The left (right) plot involves events with no (at least one) b-tagged subjet. The solid line shows a fit of a second-order polynomial function to the ratio.

Sample	SR 1 b tag	SR 2 b tag
QCD multijet	1227^{+59}_{-59}	222^{+22}_{-22}
SM top quark	81^{+31}_{-23}	66^{+23}_{-18}
Total background	1308^{+67}_{-63}	288^{+32}_{-29}
Data	1307	289

Table 3. Number of events in the two signal categories of the analysis. The uncertainties include both statistical and systematic components.

check, on the H_T distribution, obtaining compatible results. It is verified that the scale factor obtained from the fit is not affected by changing the signal hypotheses considered in this analysis. The inclusive normalization factors are 0.093 ± 0.004 and 0.12 ± 0.01 for the 1 and 2 b tag event categories, respectively. This normalization is used for plots in section 7. For the extraction of upper cross section limits on signal production, the normalization of the multijet background is determined by the maximum likelihood fit to data described in section 7.

The top quark background is estimated using simulated event samples normalized to the theoretical cross sections, as listed in section 3. The systematic uncertainties that may impact the event rates and the shapes of the $m_{Z'}$ and m_T distributions in simulated events are discussed in section 6. Table 3 shows the expected background yields for the two event categories, along with the observed number of events in data. The uncertainties include both statistical and systematic components; the estimation of the latter is described in section 6. The yields have been normalized to give the observed total numbers of events.

6 Systematic uncertainties

Several sources of systematic uncertainty may impact the simulated signal and the top quark backgrounds. The procedure used to estimate the multijet background is subject

Systematic uncertainty	Rate 1 b tag	Rate 2 b tag	Type	Process
b-tagging efficiency	9–14%	12–17%	rate + shape	t bkg and signal
t-tagging efficiency	8–14%	8–14%	rate + shape	t bkg and signal
W-tagging efficiency	0.1–6%	0.1–6%	rate + shape	t bkg and signal
Jet energy scale	0.4–10%	0.1–8%	rate + shape	t bkg and signal
Jet energy resolution	0–2%	0–2%	rate + shape	t bkg and signal
Integrated luminosity	2.3%	2.3%	rate	t bkg and signal
Trigger efficiency	3%	3%	rate	t bkg and signal
PDFs	3–9%	3–8%	rate + shape	t bkg and signal
Pileup reweighting	0–3%	0.1–2 %	rate + shape	t bkg and signal
μ_R, μ_F	3–44%	1–41%	rate + shape	t bkg and signal
Sideband corr. (fit unc.)	4%	9%	rate + shape	QCD multijet
Sideband corr. (fit form)	1%	2%	rate + shape	QCD multijet
Sideband norm.	50%	50%	rate	QCD multijet

Table 4. Sources of systematic uncertainty, their impact on event rates, their type, and the processes for which they are relevant.

to uncertainties as well. These systematic uncertainties affect both the shape and the normalization of the $m_{Z'}$ distribution used in the statistical procedure to infer the presence of signal. The systematic uncertainties are treated as nuisance parameters in the likelihood fit used to extract the upper cross section limit on signal production and are constrained by the data. Table 4 reports the sources of systematic uncertainty, their impact on event rates, the type (rate only, or rate and shape), and the processes for which they are relevant.

The energy scale of jets [53] is corrected with dedicated p_T - and η -dependent factors derived for AK4 and AK8 jets. The jet energy corrections for AK8 subjets are the same as for AK4 jets, scaled for the difference in jet area. Systematic uncertainties are derived by varying the jet energy scale within its uncertainty and thus obtaining the shape and normalization impact on the distribution of $m_{Z'}$.

The energy resolution of jets is lower in data than in simulation, and thus a smearing factor is applied to the four-vectors of AK4 jets, AK8 jets, and to the subjets, in simulated events. The smearing factor for subjets is the same as that for AK4 jets. The impact of this uncertainty, calculated by varying the smearing factor within its uncertainty, is negligible compared to that of the other uncertainties.

The discrepancy of the t tagging efficiency between data and simulation is corrected with scale factors derived in a semileptonic $t\bar{t}$ topology using a “tag-and-probe” technique [63, 64]. This procedure selects a pure sample of $t\bar{t}$ events using a tight selection on the leptonically decaying top quark. The sample is then used to measure the efficiency of the t tagging algorithm on the hadronically decaying top quark. The scale factors are derived as a function of the jet p_T , along with their respective uncertainties. A similar procedure is used to derive the correction factors for the W tagging algorithm. Jet and subjet b tagging efficiency correction factors for heavy- and light-flavour jets [61] are varied within their uncertainties to derive the impact on shape and normalization in simulated samples.

Different choices of the renormalization (μ_R) and factorization (μ_F) scales used to produce the simulated samples induce shape and normalization changes in the Z' boson mass distribution. The impact is assessed by using dedicated simulated top quark and signal events where the μ_R and μ_F are both scaled up or down by a factor of 2.

The pileup reweighting uncertainty is evaluated by varying the effective inelastic cross section by 5%. To account for trigger efficiency discrepancies in data and simulation, a 3% rate uncertainty is assigned to the simulated signal and top quark event yields. The uncertainty in the measurement of the integrated luminosity is calculated to be 2.3% [65].

The systematic uncertainty related to the choice of the PDF values is assessed by varying the eigenvectors for the NNPDF 3.0 set used in the simulation. The variations are summed in quadrature to obtain the shape and rate variation due to PDF effects.

The systematic uncertainty in the estimation of the multijet background arises from the sideband shape correction function (weight function) as explained in section 5. When fitting the ratio between the sideband and the signal region, the statistical uncertainties of the simulated samples in the procedure are considered. In addition, a linear functional form for the weight function is tested for comparison, and the observed difference is taken into account as a systematic uncertainty. These uncertainties are propagated through the background estimation procedure to obtain their impact on the shape and normalization of the $m_{Z'}$ distribution. The normalization of the multijet background is determined during the limit setting procedure by allowing it to vary within an uncertainty of 50% in the maximum likelihood fit to data.

The most significant uncertainties are the ones associated with the multijet background fit function, and with the choice of renormalization and factorization scales. Assigning a 50% uncertainty to the multijet background normalization does not significantly affect the results obtained in section 7.

7 Results

The $m_{Z'}$ distributions in the two signal categories are shown in figure 3. The m_T and H_T variables are shown in figure 4. No excess with respect to the expected background is observed.

A template-based shape analysis with the THETA software package [66] is performed, using the $m_{Z'}$ distribution in the two categories, to extract upper cross section limits on a hypothetical signal production. A Bayesian likelihood-based method [27] is used. Expected limit intervals at 95% confidence level (CL) are obtained by performing a large number of pseudo-experiments. The expected background model is varied within the systematic and statistical uncertainties to determine the best fit to the observed data. The modeling of uncertainties in the shapes is performed through cubic-linear template morphing, where the cubic interpolation is used up to one standard deviation and the linear interpolation beyond that [66]. A nuisance parameter is assigned for each systematic uncertainty in the likelihood. For the parameter of interest, i.e. the signal cross section, a uniform prior is used, while log-normal priors are used for the nuisance parameters. The two event categories are fitted simultaneously.

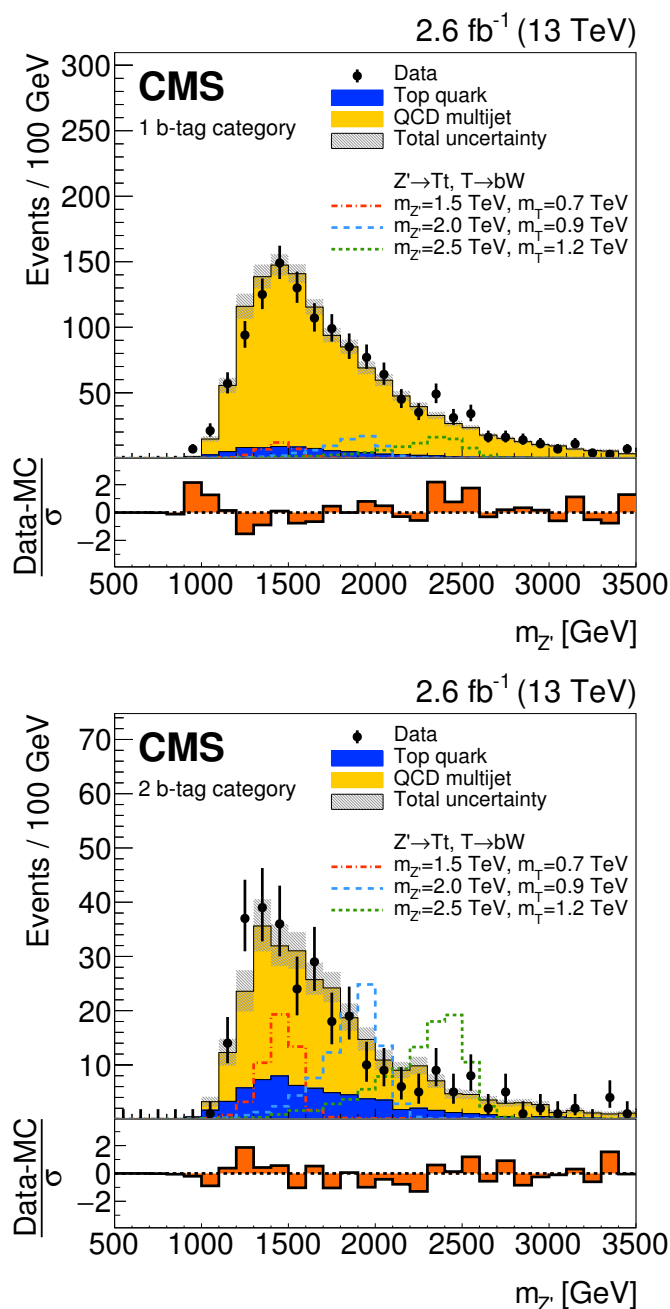


Figure 3. Distribution of the $m_{Z'}$ variable for the signal region with 1 b tag (upper plot) and 2 b tags (lower plot) prior to the fit. The yellow (lighter) distribution represents the multijet background estimated from data, the blue (darker) distribution is the estimated top quark background, and the black markers are the data. The gray bands represent the statistical and systematic uncertainties in the background estimates. The uncertainty σ includes the statistical uncertainties in data and backgrounds, and the systematic uncertainties in the estimated backgrounds. The dashed lines represent the distributions for signal hypotheses as indicated in the legend. The signal distributions are each normalized to a cross section of 1 pb. Events lying outside the x-axis range are not considered.

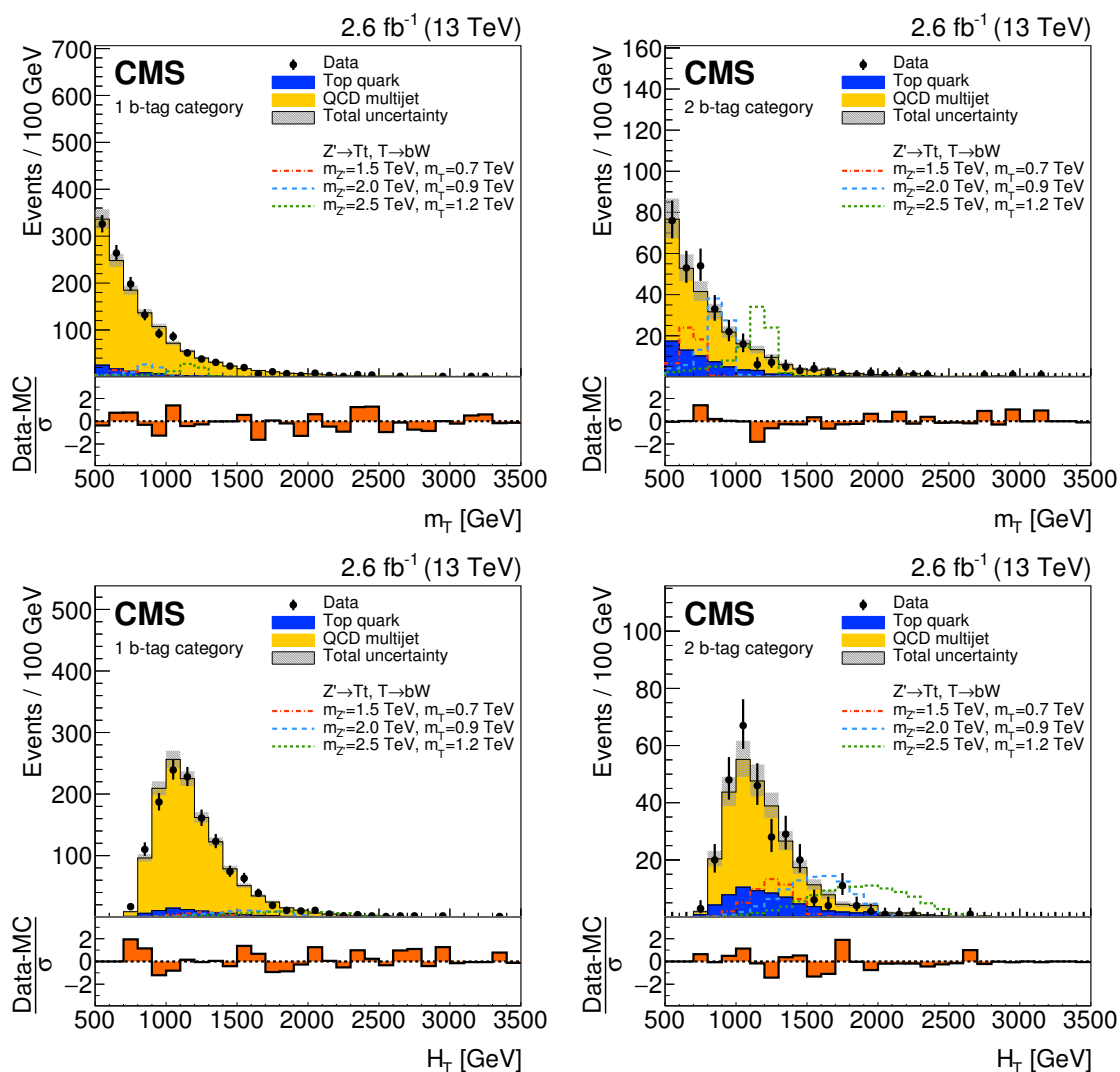


Figure 4. Distributions of the m_T (upper plots) and H_T (lower plots) variables for the 1 b tag (left) and 2 b tag (right) event categories prior to the fit. The gray bands represent the statistical and systematic uncertainties in the background estimates. The uncertainty σ includes the statistical uncertainties in data and backgrounds, and the systematic uncertainties in the estimated backgrounds. The dashed lines represent the distributions for signal hypotheses as indicated in the legend. The signal distributions are each normalized to a cross section of 1 pb. Events lying outside the x-axis range are not considered.

To avoid the normalization of the multijet background being affected by the presence of a hypothetical signal, a prior uncertainty of 50% is assigned in the fit of the signal hypothesis, as discussed in section 5. The fit is able to constrain the multijet normalization, primarily with the 1 b tag category, which has more events and is less signal enriched.

Table 5 shows the expected and observed limits on the cross section to produce a Z' boson that decays to Tt for different Z' boson and T quark mass hypotheses. Three different hypotheses for the decay of the T quark are considered: 100% branching fraction

$\mathcal{B}(T \rightarrow bW) = 1$							
$m_{Z'}$ [GeV]	m_T [GeV]	Observed [pb]	Expected [pb]				
			-2σ	-1σ	Median	$+1\sigma$	$+2\sigma$
1500	700	0.73	0.32	0.48	0.67	1.0	1.6
1500	900	1.5	0.64	0.94	1.5	2.2	3.7
1500	1200	8.6	3.7	5.2	7.8	13	22
2000	900	0.19	0.17	0.24	0.36	0.56	0.90
2000	1200	0.27	0.24	0.33	0.49	0.76	1.3
2000	1500	0.96	0.82	1.2	1.9	3.0	5.4
2500	1200	0.29	0.10	0.15	0.24	0.39	0.64
2500	1500	0.30	0.11	0.16	0.24	0.39	0.65
$\mathcal{B}(T \rightarrow tH) = 1$							
$m_{Z'}$ [GeV]	m_T [GeV]	Observed [pb]	Expected [pb]				
			-2σ	-1σ	Median	$+1\sigma$	$+2\sigma$
1500	700	4.0	0.98	1.4	2.1	3.3	5.8
1500	900	3.2	0.76	1.0	1.6	2.6	4.2
1500	1200	9.4	2.6	3.6	5.6	9.3	19
2000	900	0.53	0.39	0.55	0.84	1.4	2.3
2000	1200	0.53	0.36	0.52	0.79	1.2	2.2
2000	1500	0.60	0.50	0.67	0.99	1.6	2.9
2500	1200	0.24	0.24	0.34	0.52	0.83	1.5
2500	1500	0.23	0.21	0.31	0.49	0.81	1.3
$\mathcal{B}(T \rightarrow tZ) = 1$							
$m_{Z'}$ [GeV]	m_T [GeV]	Observed [pb]	Expected [pb]				
			-2σ	-1σ	Median	$+1\sigma$	$+2\sigma$
1500	700	3.1	0.84	1.2	1.8	2.9	4.7
1500	900	2.8	0.77	1.1	1.6	2.5	4.3
1500	1200	3.4	1.3	1.8	2.7	4.2	6.4
2000	900	0.37	0.30	0.41	0.61	0.97	1.8
2000	1200	0.30	0.23	0.34	0.50	0.80	1.3
2000	1500	0.32	0.26	0.37	0.55	0.85	1.7
2500	1200	0.16	0.14	0.21	0.31	0.52	0.92
2500	1500	0.13	0.12	0.17	0.27	0.45	0.77

Table 5. Table of expected and observed limits on the cross section to produce a Z' boson that decays to Tt at 95% CL for the $T \rightarrow bW$ (upper), $T \rightarrow tH$ (middle), and $T \rightarrow tZ$ (lower) signal hypotheses.

into bW , tH , or tZ . The effect of increasing the width of the Z' boson or the T quark to 10% on a single signal configuration has been studied and the impact on the cross section limits is found to be negligible in both cases, because of the detector resolution being bigger than 15%.

Figures 5 and 6 show the expected and observed upper cross section limits, respectively, for $Z' \rightarrow Tt$ for different hypotheses of the Z' boson and T quark masses, and the branching fraction of the T quark into bW and tH channels, with $\mathcal{B}(T \rightarrow tZ) = (1 - \mathcal{B}(T \rightarrow bW, tH))$. Observed cross section limits are in all cases within 2 standard deviations of the expected values.

One-dimensional cross section limits compared to the expectation of the composite Higgs boson model [24], as a function of the resonance mass for $m_T = 1.2$ TeV and T branching fraction to tH/tZ channels of 50/50%, are shown in figure 7 (left). A comparison of the limits to the warped-extra dimension model [22] for T branching fractions to the $bW/tH/tZ$ channels of 50/25/25% is shown on the right-hand side of the same figure. For some values of the mass of the heavy resonance, the resonance width is predicted to be larger than 10% in the benchmark theoretical models. In these cases the simulated samples do not reproduce the behaviour of the theory benchmarks accurately, hence the cross section values are not considered for the comparison and are marked by a dashed line in figure 7. The increase of the total width of the resonance with the increase of its mass is caused by additional decay channels becoming kinematically allowed. The change in slope of the theoretical cross sections around $m_{Z'} = 1.6$ and 2.4 TeV is due to the Tt and TT decay channels respectively becoming kinematically allowed. The comparison with the expectations of theoretical models shows that this search has no sensitivity to the composite Higgs model [24] and some sensitivity to the extra dimensions model [22], however more data is needed to exclude specific scenarios.

8 Summary

A search for a massive spin-1 resonance decaying to a top quark and a vector-like T quark has been performed in the all-jets channel using $\sqrt{s} = 13$ TeV proton-proton collision data collected by CMS at the LHC. The search uses jet-substructure techniques, involving top quark and W boson tagging algorithms, along with subjet b tagging. The top quark and W boson algorithms are based on the N -subjettiness variables and use the modified mass-drop algorithm to compute the jet mass. The multijet background is estimated in data through a sideband region that is adjusted through simulation-based correction factors. The top quark background is estimated using simulated events.

No excess is observed in data beyond the standard model expectations, and upper limits are set on the production cross sections of hypothetical signals. The cross section limits are compared to the cross sections of a spin-1 resonance in a composite Higgs boson model and a Kaluza-Klein gluon in a warped extra-dimension model, for benchmark values of the model parameters, assuming a T quark mass of 1.2 TeV. Branching fractions of the T quark decay to the tH/tZ channels of 50/50% and to the $bW/tH/tZ$ channels of 50/25/25% are assumed for models with a composite Higgs boson and with a warped extra-dimension, respectively. This search is not sensitive to the composite Higgs model [24] with the analyzed data. In the case of the model with a warped extra-dimension [22], the upper limit obtained on the cross section is just at the predicted level for G^* masses in the region of 1.8 TeV. Although limits are not placed on these particular models, more generally a Z' boson decaying to a

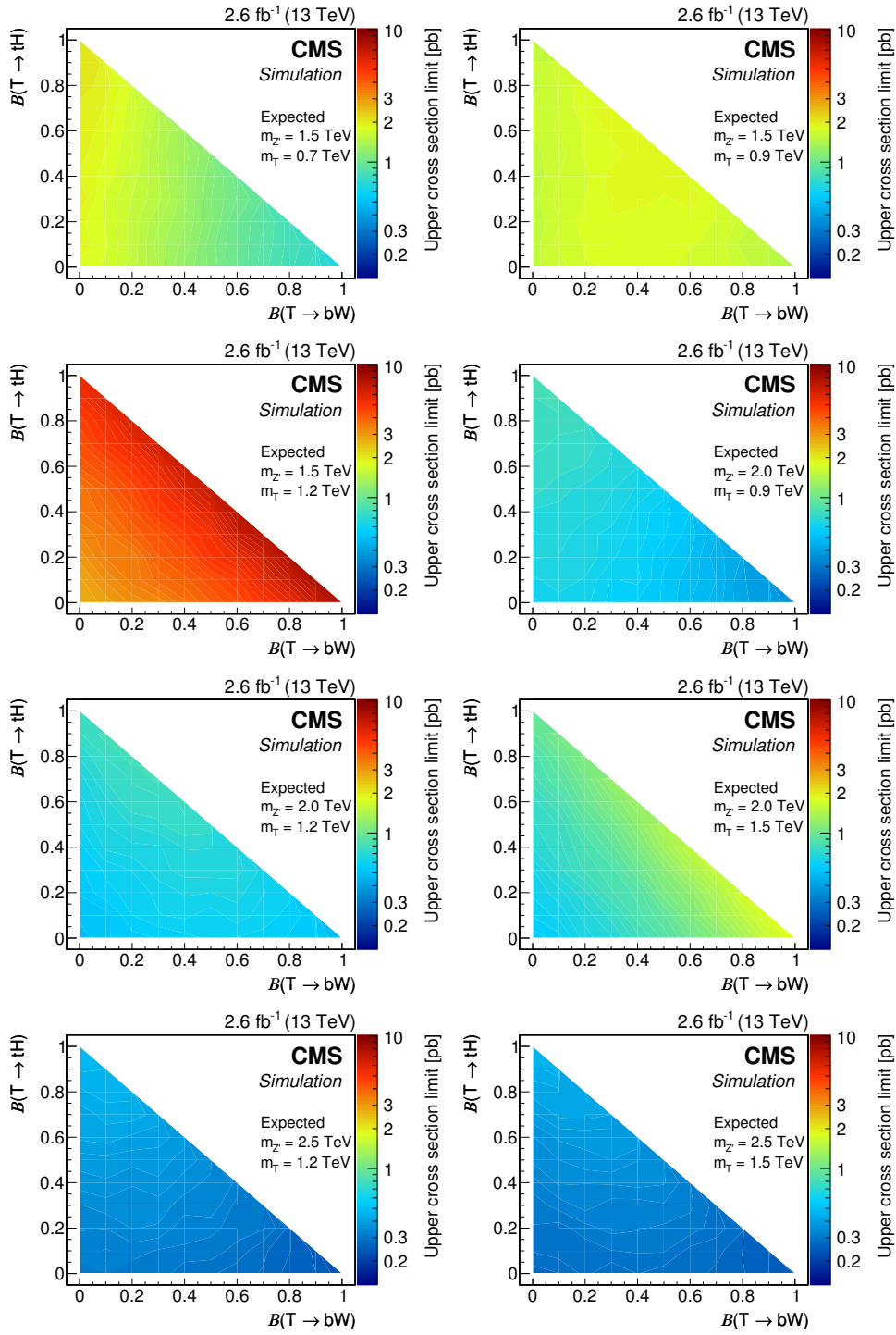


Figure 5. Expected cross section limits for $Z' \rightarrow Tt$ for different hypotheses for the Z' boson and T quark masses, and the branching fraction of the T quark decay into bW and tH channels, with $B(T \rightarrow tZ) = (1 - B(T \rightarrow bW, tH))$.

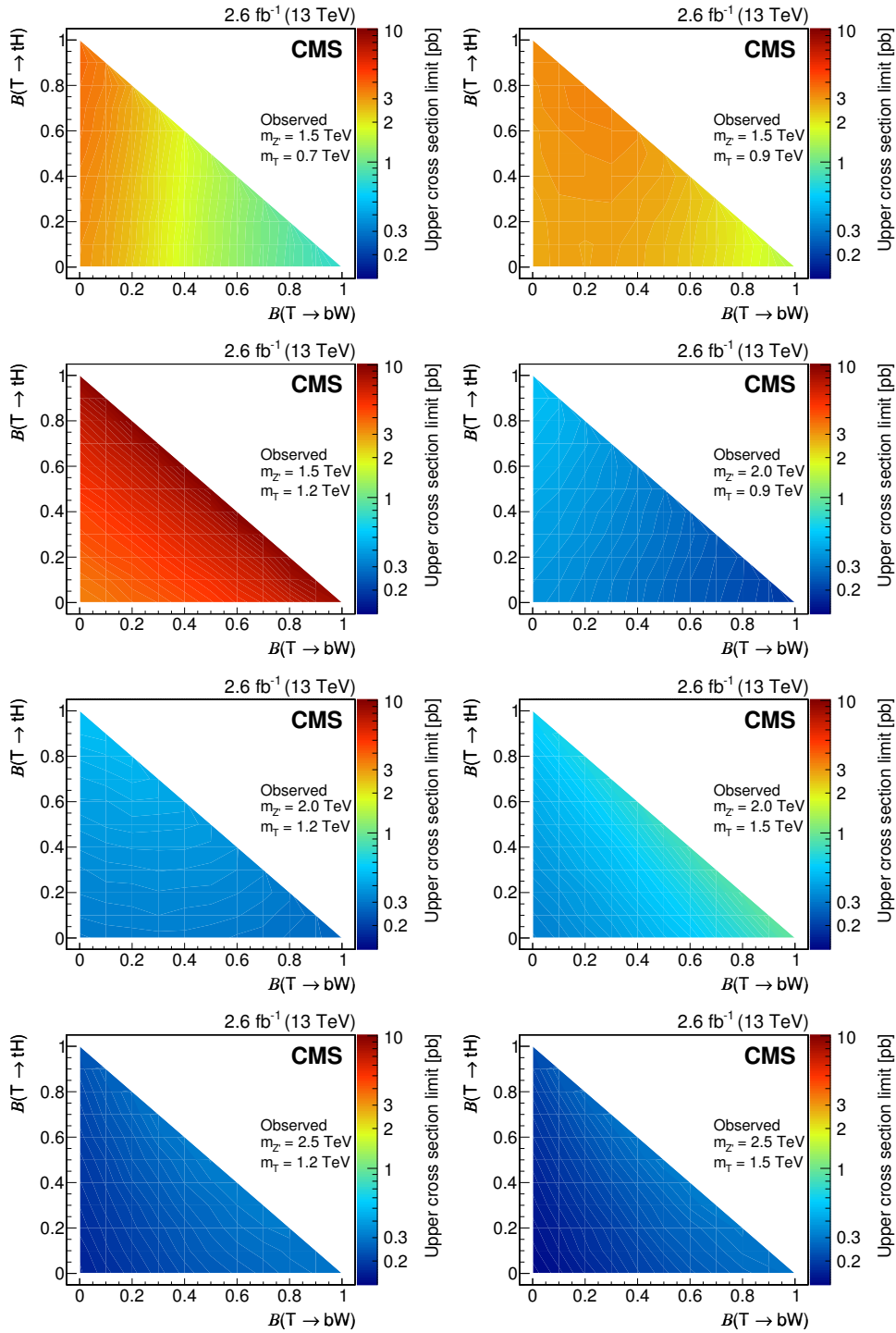


Figure 6. Observed cross section limits for $Z' \rightarrow Tt$ for different hypotheses for the Z' boson and T quark masses, and the branching fraction of the T quark decay into bW and tH channels, with $B(T \rightarrow tZ) = (1 - B(T \rightarrow bW, tH))$.

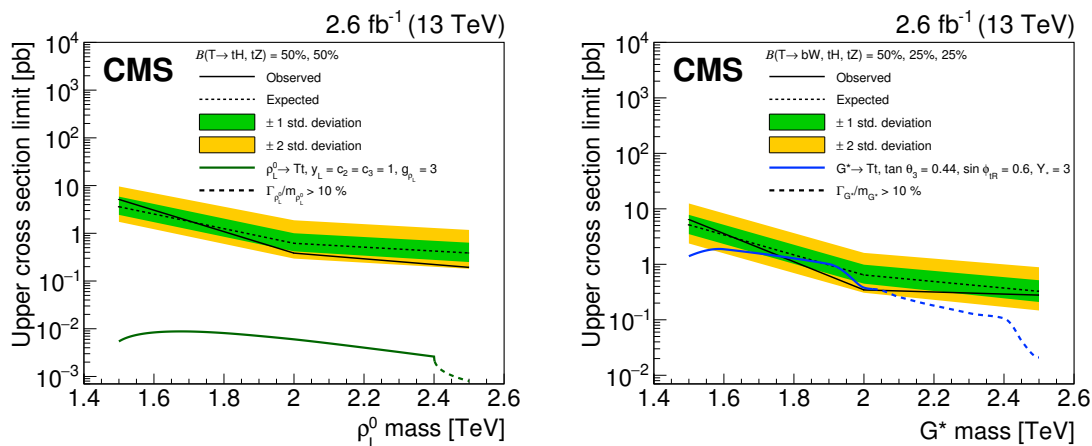


Figure 7. One-dimensional cross section limits at 95% CL as a function of the heavy vector resonance mass for $m_T = 1.2$ TeV, assuming branching fractions of the T quark decay to the tH/tZ channels of 50/50% (left) or to the bW/tH/tZ channels of 50/25/25% (right). The solid line is the observed limit, the dotted line is the expected limit, shown with 68% (inner) and 95% (outer) uncertainty bands. In the left plot, the green thick line is the product of the cross section and branching fraction for a heavy spin-1 resonance $\rho_L^0 \rightarrow Tt$ in a composite Higgs boson model [24]. In the right plot, the blue thick line is the product of the cross section and branching fraction for a heavy gluon $G^* \rightarrow Tt$ in a warped extra-dimension model [22]. The theoretical predictions are shown as dashed lines where the width of the resonance is larger than 10% of its mass.

top and a T quark is excluded at 95% confidence level, with upper limits on production cross sections ranging from 0.13 to 10 pb, depending on the hypotheses. This is the first search for a heavy spin-1 resonance decaying to a vector-like T quark and a top quark.

Acknowledgments

We congratulate our colleagues in the CERN accelerator departments for the excellent performance of the LHC and thank the technical and administrative staffs at CERN and at other CMS institutes for their contributions to the success of the CMS effort. In addition, we gratefully acknowledge the computing centres and personnel of the Worldwide LHC Computing Grid for delivering so effectively the computing infrastructure essential to our analyses. Finally, we acknowledge the enduring support for the construction and operation of the LHC and the CMS detector provided by the following funding agencies: BMFWF and FWF (Austria); FNRS and FWO (Belgium); CNPq, CAPES, FAPERJ, and FAPESP (Brazil); MES (Bulgaria); CERN; CAS, MoST, and NSFC (China); COLCIENCIAS (Colombia); MSES and CSF (Croatia); RPF (Cyprus); SENESCYT (Ecuador); MoER, ERC IUT, and ERDF (Estonia); Academy of Finland, MEC, and HIP (Finland); CEA and CNRS/IN2P3 (France); BMBF, DFG, and HGF (Germany); GSRT (Greece); OTKA and NIH (Hungary); DAE and DST (India); IPM (Iran); SFI (Ireland); INFN (Italy); MSIP and NRF (Republic of Korea); LAS (Lithuania); MOE and UM (Malaysia); BUAP, CINVESTAV, CONACYT, LNS, SEP, and UASLP-FAI (Mexico); MBIE (New

Zealand); PAEC (Pakistan); MSHE and NSC (Poland); FCT (Portugal); JINR (Dubna); MON, RosAtom, RAS, RFBR and RAEP (Russia); MESTD (Serbia); SEIDI, CPAN, PCTI and FEDER (Spain); Swiss Funding Agencies (Switzerland); MST (Taipei); ThEPCenter, IPST, STAR, and NSTDA (Thailand); TUBITAK and TAEK (Turkey); NASU and SFFR (Ukraine); STFC (United Kingdom); DOE and NSF (U.S.A.).

Individuals have received support from the Marie-Curie programme and the European Research Council and EPLANET (European Union); the Leventis Foundation; the A. P. Sloan Foundation; the Alexander von Humboldt Foundation; the Belgian Federal Science Policy Office; the Fonds pour la Formation à la Recherche dans l'Industrie et dans l'Agriculture (FRIA-Belgium); the Agentschap voor Innovatie door Wetenschap en Technologie (IWT-Belgium); the Ministry of Education, Youth and Sports (MEYS) of the Czech Republic; the Council of Science and Industrial Research, India; the HOMING PLUS programme of the Foundation for Polish Science, cofinanced from European Union, Regional Development Fund, the Mobility Plus programme of the Ministry of Science and Higher Education, the National Science Center (Poland), contracts Harmonia 2014/14/M/ST2/00428, Opus 2014/13/B/ST2/02543, 2014/15/B/ST2/03998, and 2015/19/B/ST2/02861, Sonata-bis 2012/07/E/ST2/01406; the National Priorities Research Program by Qatar National Research Fund; the Programa Clarín-COFUND del Principado de Asturias; the Thalís and Aristeia programmes cofinanced by EU-ESF and the Greek NSRF; the Rachadapisek Sompot Fund for Postdoctoral Fellowship, Chulalongkorn University and the Chulalongkorn Academic into Its 2nd Century Project Advancement Project (Thailand); and the Welch Foundation, contract C-1845.

Open Access. This article is distributed under the terms of the Creative Commons Attribution License ([CC-BY 4.0](https://creativecommons.org/licenses/by/4.0/)), which permits any use, distribution and reproduction in any medium, provided the original author(s) and source are credited.

References

- [1] S. Dimopoulos and H. Georgi, *Softly broken supersymmetry and SU(5)*, *Nucl. Phys. B* **193** (1981) 150 [[INSPIRE](#)].
- [2] S. Weinberg, *Implications of dynamical symmetry breaking*, *Phys. Rev. D* **13** (1976) 974 [[INSPIRE](#)].
- [3] L. Susskind, *Dynamics of spontaneous symmetry breaking in the Weinberg-Salam theory*, *Phys. Rev. D* **20** (1979) 2619 [[INSPIRE](#)].
- [4] C.T. Hill and S.J. Parke, *Top production: sensitivity to new physics*, *Phys. Rev. D* **49** (1994) 4454 [[hep-ph/9312324](#)] [[INSPIRE](#)].
- [5] R.S. Chivukula, B.A. Dobrescu, H. Georgi and C.T. Hill, *Top quark seesaw theory of electroweak symmetry breaking*, *Phys. Rev. D* **59** (1999) 075003 [[hep-ph/9809470](#)] [[INSPIRE](#)].
- [6] N. Arkani-Hamed, A.G. Cohen and H. Georgi, *Electroweak symmetry breaking from dimensional deconstruction*, *Phys. Lett. B* **513** (2001) 232 [[hep-ph/0105239](#)] [[INSPIRE](#)].
- [7] N. Arkani-Hamed, S. Dimopoulos and G.R. Dvali, *The hierarchy problem and new dimensions at a millimeter*, *Phys. Lett. B* **429** (1998) 263 [[hep-ph/9803315](#)] [[INSPIRE](#)].

- [8] L. Randall and R. Sundrum, *A large mass hierarchy from a small extra dimension*, *Phys. Rev. Lett.* **83** (1999) 3370 [[hep-ph/9905221](#)] [[INSPIRE](#)].
- [9] L. Randall and R. Sundrum, *An alternative to compactification*, *Phys. Rev. Lett.* **83** (1999) 4690 [[hep-th/9906064](#)] [[INSPIRE](#)].
- [10] J.L. Rosner, *Prominent decay modes of a leptophobic Z'* , *Phys. Lett.* **B 387** (1996) 113 [[hep-ph/9607207](#)] [[INSPIRE](#)].
- [11] C.T. Hill, *Topcolor assisted technicolor*, *Phys. Lett.* **B 345** (1995) 483 [[hep-ph/9411426](#)] [[INSPIRE](#)].
- [12] K.R. Lynch, E.H. Simmons, M. Narain and S. Mrenna, *Finding Z' bosons coupled preferentially to the third family at LEP and the Tevatron*, *Phys. Rev.* **D 63** (2001) 035006 [[hep-ph/0007286](#)] [[INSPIRE](#)].
- [13] K. Agashe et al., *LHC signals for warped electroweak charged gauge bosons*, *Phys. Rev.* **D 80** (2009) 075007 [[arXiv:0810.1497](#)] [[INSPIRE](#)].
- [14] K. Agashe et al., *LHC signals from warped extra dimensions*, *Phys. Rev.* **D 77** (2008) 015003 [[hep-ph/0612015](#)] [[INSPIRE](#)].
- [15] CMS collaboration, *Search for anomalous $t\bar{t}$ production in the highly-boosted all-hadronic final state*, *JHEP* **09** (2012) 029 [Erratum *ibid.* **03** (2014) 132] [[arXiv:1204.2488](#)] [[INSPIRE](#)].
- [16] CMS collaboration, *Search for resonant $t\bar{t}$ production in lepton+jets events in pp collisions at $\sqrt{s} = 7$ TeV*, *JHEP* **12** (2012) 015 [[arXiv:1209.4397](#)] [[INSPIRE](#)].
- [17] ATLAS collaboration, *Search for resonances decaying into top-quark pairs using fully hadronic decays in pp collisions with ATLAS at $\sqrt{s} = 7$ TeV*, *JHEP* **01** (2013) 116 [[arXiv:1211.2202](#)] [[INSPIRE](#)].
- [18] ATLAS collaboration, *A search for $t\bar{t}$ resonances in lepton+jets events with highly boosted top quarks collected in pp collisions at $\sqrt{s} = 7$ TeV with the ATLAS detector*, *JHEP* **09** (2012) 041 [[arXiv:1207.2409](#)] [[INSPIRE](#)].
- [19] CMS collaboration, *Searches for new physics using the $t\bar{t}$ invariant mass distribution in pp collisions at $\sqrt{s} = 8$ TeV*, *Phys. Rev. Lett.* **111** (2013) 211804 [[arXiv:1309.2030](#)] [[INSPIRE](#)].
- [20] CMS collaboration, *Search for resonant $t\bar{t}$ production in proton-proton collisions at $\sqrt{s} = 8$ TeV*, *Phys. Rev.* **D 93** (2016) 012001 [[arXiv:1506.03062](#)] [[INSPIRE](#)].
- [21] ATLAS collaboration, *A search for $t\bar{t}$ resonances using lepton-plus-jets events in proton-proton collisions at $\sqrt{s} = 8$ TeV with the ATLAS detector*, *JHEP* **08** (2015) 148 [[arXiv:1505.07018](#)] [[INSPIRE](#)].
- [22] C. Bini, R. Contino and N. Vignaroli, *Heavy-light decay topologies as a new strategy to discover a heavy gluon*, *JHEP* **01** (2012) 157 [[arXiv:1110.6058](#)] [[INSPIRE](#)].
- [23] B.A. Dobrescu, K. Kong and R. Mahbubani, *Prospects for top-prime quark discovery at the Tevatron*, *JHEP* **06** (2009) 001 [[arXiv:0902.0792](#)] [[INSPIRE](#)].
- [24] D. Greco and D. Liu, *Hunting composite vector resonances at the LHC: naturalness facing data*, *JHEP* **12** (2014) 126 [[arXiv:1410.2883](#)] [[INSPIRE](#)].
- [25] N. Vignaroli, *New W' signals at the LHC*, *Phys. Rev.* **D 89** (2014) 095027 [[arXiv:1404.5558](#)] [[INSPIRE](#)].
- [26] ATLAS and CMS collaborations, *Measurements of the Higgs boson production and decay rates and constraints on its couplings from a combined ATLAS and CMS analysis of the LHC pp collision data at $\sqrt{s} = 7$ and 8 TeV*, *JHEP* **08** (2016) 045 [[arXiv:1606.02266](#)] [[INSPIRE](#)].

- [27] PARTICLE DATA GROUP collaboration, *Review of particle physics*, *Chin. Phys. C* **40** (2016) 100001.
- [28] CMS collaboration, *Particle-flow event reconstruction in CMS and performance for jets, taus and MET*, *CMS-PAS-PFT-09-001* (2009).
- [29] CMS collaboration, *Commissioning of the particle-flow event reconstruction with the first LHC collisions recorded in the CMS detector*, *CMS-PAS-PFT-10-001* (2010).
- [30] CMS collaboration, *Description and performance of track and primary-vertex reconstruction with the CMS tracker*, *2014 JINST* **9** P10009 [[arXiv:1405.6569](#)] [[INSPIRE](#)].
- [31] CMS collaboration, *The CMS experiment at the CERN LHC*, *2008 JINST* **3** S08004 [[INSPIRE](#)].
- [32] J. Alwall et al., *The automated computation of tree-level and next-to-leading order differential cross sections and their matching to parton shower simulations*, *JHEP* **07** (2014) 079 [[arXiv:1405.0301](#)] [[INSPIRE](#)].
- [33] P. Artoisenet, R. Frederix, O. Mattelaer and R. Rietkerk, *Automatic spin-entangled decays of heavy resonances in Monte Carlo simulations*, *JHEP* **03** (2013) 015 [[arXiv:1212.3460](#)] [[INSPIRE](#)].
- [34] T. Sjöstrand et al., *An introduction to PYTHIA 8.2*, *Comput. Phys. Commun.* **191** (2015) 159 [[arXiv:1410.3012](#)] [[INSPIRE](#)].
- [35] CMS collaboration, *Event generator tunes obtained from underlying event and multiparton scattering measurements*, *Eur. Phys. J. C* **76** (2016) 155 [[arXiv:1512.00815](#)] [[INSPIRE](#)].
- [36] M.L. Mangano, M. Moretti, F. Piccinini and M. Treccani, *Matching matrix elements and shower evolution for top-quark production in hadronic collisions*, *JHEP* **01** (2007) 013 [[hep-ph/0611129](#)] [[INSPIRE](#)].
- [37] P. Nason, *A new method for combining NLO QCD with shower Monte Carlo algorithms*, *JHEP* **11** (2004) 040 [[hep-ph/0409146](#)] [[INSPIRE](#)].
- [38] S. Frixione, P. Nason and C. Oleari, *Matching NLO QCD computations with parton shower simulations: the POWHEG method*, *JHEP* **11** (2007) 070 [[arXiv:0709.2092](#)] [[INSPIRE](#)].
- [39] S. Alioli, P. Nason, C. Oleari and E. Re, *A general framework for implementing NLO calculations in shower Monte Carlo programs: the POWHEG BOX*, *JHEP* **06** (2010) 043 [[arXiv:1002.2581](#)] [[INSPIRE](#)].
- [40] S. Frixione, P. Nason and G. Ridolfi, *A positive-weight next-to-leading-order Monte Carlo for heavy flavour hadroproduction*, *JHEP* **09** (2007) 126 [[arXiv:0707.3088](#)] [[INSPIRE](#)].
- [41] E. Re, *Single-top Wt -channel production matched with parton showers using the POWHEG method*, *Eur. Phys. J. C* **71** (2011) 1547 [[arXiv:1009.2450](#)] [[INSPIRE](#)].
- [42] M. Czakon and A. Mitov, *Top++: a program for the calculation of the top-pair cross-section at hadron colliders*, *Comput. Phys. Commun.* **185** (2014) 2930 [[arXiv:1112.5675](#)] [[INSPIRE](#)].
- [43] N. Kidonakis, *Two-loop soft anomalous dimensions for single top quark associated production with a W^- or H^-* , *Phys. Rev. D* **82** (2010) 054018 [[arXiv:1005.4451](#)] [[INSPIRE](#)].
- [44] M. Aliev et al., *HATHOR: HAdronic Top and Heavy quarks crOss section calculatoR*, *Comput. Phys. Commun.* **182** (2011) 1034 [[arXiv:1007.1327](#)] [[INSPIRE](#)].
- [45] P. Kant et al., *HatHor for single top-quark production: updated predictions and uncertainty estimates for single top-quark production in hadronic collisions*, *Comput. Phys. Commun.* **191** (2015) 74 [[arXiv:1406.4403](#)] [[INSPIRE](#)].

- [46] NNPDF collaboration, R.D. Ball et al., *Parton distributions for the LHC Run II*, *JHEP* **04** (2015) 040 [[arXiv:1410.8849](#)] [[INSPIRE](#)].
- [47] GEANT4 collaboration, S. Agostinelli et al., *GEANT4 — A simulation toolkit*, *Nucl. Instrum. Meth. A* **506** (2003) 250 [[INSPIRE](#)].
- [48] J. Allison et al., *GEANT4 developments and applications*, *IEEE Trans. Nucl. Sci.* **53** (2006) 270.
- [49] M. Cacciari, G.P. Salam and G. Soyez, *The anti- k_t jet clustering algorithm*, *JHEP* **04** (2008) 063 [[arXiv:0802.1189](#)] [[INSPIRE](#)].
- [50] M. Cacciari and G.P. Salam, *Dispelling the N^3 myth for the k_t jet-finder*, *Phys. Lett. B* **641** (2006) 57 [[hep-ph/0512210](#)] [[INSPIRE](#)].
- [51] M. Cacciari, P.G. Salam and G. Soyez, *FastJet user manual*, *Eur. Phys. J. C* **72** (2012) 1896 [[arXiv:1111.6097](#)].
- [52] M. Cacciari and G.P. Salam, *Pileup subtraction using jet areas*, *Phys. Lett. B* **659** (2008) 119 [[arXiv:0707.1378](#)] [[INSPIRE](#)].
- [53] CMS collaboration, *Determination of jet energy calibration and transverse momentum resolution in CMS*, *2011 JINST* **6** P11002 [[arXiv:1107.4277](#)] [[INSPIRE](#)].
- [54] CMS collaboration, *Top tagging with new approaches*, *CMS-PAS-JME-15-002* (2015).
- [55] Y.L. Dokshitzer, G.D. Leder, S. Moretti and B.R. Webber, *Better jet clustering algorithms*, *JHEP* **08** (1997) 001 [[hep-ph/9707323](#)] [[INSPIRE](#)].
- [56] M. Wobisch and T. Wengler, *Hadronization corrections to jet cross-sections in deep inelastic scattering*, [hep-ph/9907280](#) [[INSPIRE](#)].
- [57] M. Dasgupta, A. Fregoso, S. Marzani and G.P. Salam, *Towards an understanding of jet substructure*, *JHEP* **09** (2013) 029 [[arXiv:1307.0007](#)] [[INSPIRE](#)].
- [58] A.J. Larkoski, S. Marzani, G. Soyez and J. Thaler, *Soft drop*, *JHEP* **05** (2014) 146 [[arXiv:1402.2657](#)] [[INSPIRE](#)].
- [59] J. Thaler and K. Van Tilburg, *Identifying boosted objects with N -subjettiness*, *JHEP* **03** (2011) 015 [[arXiv:1011.2268](#)] [[INSPIRE](#)].
- [60] J. Thaler and K. Van Tilburg, *Maximizing boosted top identification by minimizing N -subjettiness*, *JHEP* **02** (2012) 093 [[arXiv:1108.2701](#)] [[INSPIRE](#)].
- [61] CMS collaboration, *Identification of b quark jets at the CMS experiment in the LHC Run 2*, *CMS-PAS-BTV-15-001* (2016).
- [62] CMS collaboration, *Identification of b -quark jets with the CMS experiment*, *2013 JINST* **8** P04013 [[arXiv:1211.4462](#)] [[INSPIRE](#)].
- [63] CMS collaboration, *Boosted top jet tagging at CMS*, *CMS-PAS-JME-13-007* (2014).
- [64] CMS collaboration, *Measurements of inclusive W and Z cross sections in pp collisions at $\sqrt{s} = 7$ TeV*, *JHEP* **01** (2011) 080 [[arXiv:1012.2466](#)] [[INSPIRE](#)].
- [65] CMS collaboration, *CMS luminosity measurement for the 2015 data-taking period*, *CMS-PAS-LUM-15-001* (2016).
- [66] T. Müller, J. Ott and J. Wagner-Kuhr, *Theta — A framework for template-based modeling and inference*, <http://www-ekp.physik.uni-karlsruhe.de/~ott/theta/theta.pdf> (2010).

The CMS collaboration

Yerevan Physics Institute, Yerevan, Armenia

A.M. Sirunyan, A. Tumasyan

Institut für Hochenergiephysik, Wien, Austria

W. Adam, E. Asilar, T. Bergauer, J. Brandstetter, E. Brondolin, M. Dragicevic, J. Erö, M. Flechl, M. Friedl, R. Frühwirth¹, V.M. Ghete, C. Hartl, N. Hörmann, J. Hrubec, M. Jeitler¹, A. König, I. Krätschmer, D. Liko, T. Matsushita, I. Mikulec, D. Rabadý, N. Rad, B. Rahbaran, H. Rohringer, J. Schieck¹, J. Strauss, W. Waltenberger, C.-E. Wulz¹

Institute for Nuclear Problems, Minsk, Belarus

O. Dvornikov, V. Makarenko, V. Mossolov, J. Suarez Gonzalez, V. Zykunov

National Centre for Particle and High Energy Physics, Minsk, Belarus

N. Shumeiko

Universiteit Antwerpen, Antwerpen, Belgium

S. Alderweireldt, E.A. De Wolf, X. Janssen, J. Lauwers, M. Van De Klundert, H. Van Haevermaet, P. Van Mechelen, N. Van Remortel, A. Van Spilbeeck

Vrije Universiteit Brussel, Brussel, Belgium

S. Abu Zeid, F. Blekman, J. D'Hondt, N. Daci, I. De Bruyn, K. Deroover, S. Lowette, S. Moortgat, L. Moreels, A. Olbrechts, Q. Python, K. Skovpen, S. Tavernier, W. Van Doninck, P. Van Mulders, I. Van Parijs

Université Libre de Bruxelles, Bruxelles, Belgium

H. Brun, B. Clerbaux, G. De Lentdecker, H. Delannoy, G. Fasanella, L. Favart, R. Goldouzian, A. Grebenyuk, G. Karapostoli, T. Lenzi, A. Léonard, J. Luetic, T. Maerschalk, A. Marinov, A. Randle-conde, T. Seva, C. Vander Velde, P. Vanlaer, D. Vannerom, R. Yonamine, F. Zenoni, F. Zhang²

Ghent University, Ghent, Belgium

A. Cimmino, T. Cornelis, D. Dobur, A. Fagot, M. Gul, I. Khvastunov, D. Poyraz, S. Salva, R. Schöfbeck, M. Tytgat, W. Van Driessche, E. Yazgan, N. Zaganidis

Université Catholique de Louvain, Louvain-la-Neuve, Belgium

H. Bakhshiansohi, C. Beluffi³, O. Bondu, S. Brochet, G. Bruno, A. Caudron, S. De Visscher, C. Delaere, M. Delcourt, B. Francois, A. Giammanco, A. Jafari, M. Komm, G. Krintiras, V. Lemaitre, A. Magitteri, A. Mertens, M. Musich, K. Piotrkowski, L. Quertenmont, M. Selvaggi, M. Vidal Marono, S. Wertz

Université de Mons, Mons, Belgium

N. Bely

Centro Brasileiro de Pesquisas Físicas, Rio de Janeiro, Brazil

W.L. Aldá Júnior, F.L. Alves, G.A. Alves, L. Brito, C. Hensel, A. Moraes, M.E. Pol, P. Rebello Teles

Universidade do Estado do Rio de Janeiro, Rio de Janeiro, Brazil

E. Belchior Batista Das Chagas, W. Carvalho, J. Chinellato⁴, A. Custódio, E.M. Da Costa, G.G. Da Silveira⁵, D. De Jesus Damiao, C. De Oliveira Martins, S. Fonseca De Souza, L.M. Huertas Guativa, H. Malbouisson, D. Matos Figueiredo, C. Mora Herrera, L. Mundim, H. Nogima, W.L. Prado Da Silva, A. Santoro, A. Sznajder, E.J. Tonelli Manganote⁴, F. Torres Da Silva De Araujo, A. Vilela Pereira

Universidade Estadual Paulista ^a, Universidade Federal do ABC ^b, São Paulo, Brazil

S. Ahuja^a, C.A. Bernardes^a, S. Dogra^a, T.R. Fernandez Perez Tomei^a, E.M. Gregores^b, P.G. Mercadante^b, C.S. Moon^a, S.F. Novaes^a, Sandra S. Padula^a, D. Romero Abad^b, J.C. Ruiz Vargas^a

Institute for Nuclear Research and Nuclear Energy, Sofia, Bulgaria

A. Aleksandrov, R. Hadjiiska, P. Iaydjiev, M. Rodozov, S. Stoykova, G. Sultanov, M. Vutova

University of Sofia, Sofia, Bulgaria

A. Dimitrov, I. Glushkov, L. Litov, B. Pavlov, P. Petkov

Beihang University, Beijing, China

W. Fang⁶

Institute of High Energy Physics, Beijing, China

M. Ahmad, J.G. Bian, G.M. Chen, H.S. Chen, M. Chen, Y. Chen⁷, T. Cheng, C.H. Jiang, D. Leggat, Z. Liu, F. Romeo, M. Ruan, S.M. Shaheen, A. Spiezia, J. Tao, C. Wang, Z. Wang, H. Zhang, J. Zhao

State Key Laboratory of Nuclear Physics and Technology, Peking University, Beijing, China

Y. Ban, G. Chen, Q. Li, S. Liu, Y. Mao, S.J. Qian, D. Wang, Z. Xu

Universidad de Los Andes, Bogota, Colombia

C. Avila, A. Cabrera, L.F. Chaparro Sierra, C. Florez, J.P. Gomez, C.F. González Hernández, J.D. Ruiz Alvarez⁸, J.C. Sanabria

University of Split, Faculty of Electrical Engineering, Mechanical Engineering and Naval Architecture, Split, Croatia

N. Godinovic, D. Lelas, I. Puljak, P.M. Ribeiro Cipriano, T. Sculac

University of Split, Faculty of Science, Split, Croatia

Z. Antunovic, M. Kovac

Institute Rudjer Boskovic, Zagreb, Croatia

V. Brigljevic, D. Ferencek, K. Kadija, B. Mesic, T. Susa

University of Cyprus, Nicosia, Cyprus

M.W. Ather, A. Attikis, G. Mavromanolakis, J. Mousa, C. Nicolaou, F. Ptochos, P.A. Razis, H. Rykaczewski

Charles University, Prague, Czech Republic

M. Finger⁹, M. Finger Jr.⁹

Universidad San Francisco de Quito, Quito, Ecuador

E. Carrera Jarrin

**Academy of Scientific Research and Technology of the Arab Republic of Egypt,
Egyptian Network of High Energy Physics, Cairo, Egypt**

A. Ellithi Kamel¹⁰, M.A. Mahmoud^{11,12}, A. Radi^{12,13}

National Institute of Chemical Physics and Biophysics, Tallinn, Estonia

M. Kadastik, L. Perrini, M. Raidal, A. Tiko, C. Veelken

Department of Physics, University of Helsinki, Helsinki, Finland

P. Eerola, J. Pekkanen, M. Voutilainen

Helsinki Institute of Physics, Helsinki, Finland

J. Härkönen, T. Järvinen, V. Karimäki, R. Kinnunen, T. Lampén, K. Lassila-Perini,
S. Lehti, T. Lindén, P. Luukka, J. Tuominiemi, E. Tuovinen, L. Wendland

Lappeenranta University of Technology, Lappeenranta, Finland

J. Talvitie, T. Tuuva

IRFU, CEA, Université Paris-Saclay, Gif-sur-Yvette, France

M. Besancon, F. Couderc, M. Dejardin, D. Denegri, B. Fabbro, J.L. Faure, C. Favaro,
F. Ferri, S. Ganjour, S. Ghosh, A. Givernaud, P. Gras, G. Hamel de Monchenault, P. Jarry,
I. Kucher, E. Locci, M. Machet, J. Malcles, J. Rander, A. Rosowsky, M. Titov

**Laboratoire Leprince-Ringuet, Ecole Polytechnique, IN2P3-CNRS, Palaiseau,
France**

A. Abdulsalam, I. Antropov, S. Baffioni, F. Beaudette, P. Busson, L. Cadamuro,
E. Chapon, C. Charlot, O. Davignon, R. Granier de Cassagnac, M. Jo, S. Lisniak, P. Miné,
M. Nguyen, C. Ochando, G. Ortona, P. Paganini, P. Pigard, S. Regnard, R. Salerno,
Y. Sirois, A.G. Stahl Leiton, T. Strebler, Y. Yilmaz, A. Zabi, A. Zghiche

**Institut Pluridisciplinaire Hubert Curien (IPHC), Université de Strasbourg,
CNRS-IN2P3**

J.-L. Agram¹⁴, J. Andrea, A. Aubin, D. Bloch, J.-M. Brom, M. Buttignol, E.C. Chabert,
N. Chanon, C. Collard, E. Conte¹⁴, X. Coubez, J.-C. Fontaine¹⁴, D. Gelé, U. Goerlach,
A.-C. Le Bihan, P. Van Hove

**Centre de Calcul de l'Institut National de Physique Nucleaire et de Physique
des Particules, CNRS/IN2P3, Villeurbanne, France**

S. Gadrat

**Université de Lyon, Université Claude Bernard Lyon 1, CNRS-IN2P3, Institut
de Physique Nucléaire de Lyon, Villeurbanne, France**

S. Beauceron, C. Bernet, G. Boudoul, C.A. Carrillo Montoya, R. Chierici, D. Contardo,
B. Courbon, P. Depasse, H. El Mamouni, J. Fay, S. Gascon, M. Gouzevitch, G. Grenier,

B. Ille, F. Lagarde, I.B. Laktineh, M. Lethuillier, L. Mirabito, A.L. Pequegnot, S. Perries, A. Popov¹⁵, V. Sordini, M. Vander Donckt, P. Verdier, S. Viret

Georgian Technical University, Tbilisi, Georgia

A. Khvedelidze⁹

Tbilisi State University, Tbilisi, Georgia

Z. Tsamalaidze⁹

RWTH Aachen University, I. Physikalisches Institut, Aachen, Germany

C. Autermann, S. Beranek, L. Feld, M.K. Kiesel, K. Klein, M. Lipinski, M. Preuten, C. Schomakers, J. Schulz, T. Verlage

RWTH Aachen University, III. Physikalisches Institut A, Aachen, Germany

A. Albert, M. Brodski, E. Dietz-Laursonn, D. Duchardt, M. Endres, M. Erdmann, S. Erdweg, T. Esch, R. Fischer, A. Güth, M. Hamer, T. Hebbeker, C. Heidemann, K. Hoepfner, S. Knutzen, M. Merschmeyer, A. Meyer, P. Millet, S. Mukherjee, M. Olschewski, K. Padeken, T. Pook, M. Radziej, H. Reithler, M. Rieger, F. Scheuch, L. Sonnenschein, D. Teysier, S. Thüer

RWTH Aachen University, III. Physikalisches Institut B, Aachen, Germany

V. Cherepanov, G. Flügge, B. Kargoll, T. Kress, A. Künsken, J. Lingemann, T. Müller, A. Nehr Korn, A. Nowack, C. Pistone, O. Pooth, A. Stahl¹⁶

Deutsches Elektronen-Synchrotron, Hamburg, Germany

M. Aldaya Martin, T. Arndt, C. Asawatangtrakuldee, K. Beernaert, O. Behnke, U. Behrens, A.A. Bin Anuar, K. Borras¹⁷, A. Campbell, P. Connor, C. Contreras-Campana, F. Costanza, C. Diez Pardos, G. Dolinska, G. Eckerlin, D. Eckstein, T. Eichhorn, E. Eren, E. Gallo¹⁸, J. Garay Garcia, A. Geiser, A. Gizhko, J.M. Grados Luyando, A. Grohsjean, P. Gunnellini, A. Harb, J. Hauk, M. Hempel¹⁹, H. Jung, A. Kalogeropoulos, O. Karacheban¹⁹, M. Kasemann, J. Keaveney, C. Kleinwort, I. Korol, D. Krücker, W. Lange, A. Lelek, T. Lenz, J. Leonard, K. Lipka, A. Lobanov, W. Lohmann¹⁹, R. Mankel, I.-A. Melzer-Pellmann, A.B. Meyer, G. Mittag, J. Mnich, A. Mussgiller, D. Pitzl, R. Placakyte, A. Raspereza, B. Roland, M.Ö. Sahin, P. Saxena, T. Schoerner-Sadenius, S. Spannagel, N. Stefaniuk, G.P. Van Onsem, R. Walsh, C. Wissing

University of Hamburg, Hamburg, Germany

V. Blobel, M. Centis Vignali, A.R. Draeger, T. Dreyer, E. Garutti, D. Gonzalez, J. Haller, M. Hoffmann, A. Junkes, R. Klanner, R. Kogler, N. Kovalchuk, T. Lapsien, I. Marchesini, D. Marconi, M. Meyer, M. Niedziela, D. Nowatschin, F. Pantaleo¹⁶, T. Peiffer, A. Perieanu, C. Scharf, P. Schleper, A. Schmidt, S. Schumann, J. Schwandt, H. Stadie, G. Steinbrück, F.M. Stober, M. Stöver, H. Tholen, D. Troendle, E. Usai, L. Vanelderen, A. Vanhoefer, B. Vormwald

Institut für Experimentelle Kernphysik, Karlsruhe, Germany

M. Akbiyik, C. Barth, S. Baur, C. Baus, J. Berger, E. Butz, R. Caspart, T. Chwalek, F. Colombo, W. De Boer, A. Dierlamm, S. Fink, B. Freund, R. Friese, M. Giffels, A. Gilbert,

P. Goldenzweig, D. Haitz, F. Hartmann¹⁶, S.M. Heindl, U. Husemann, F. Kassel¹⁶, I. Katkov¹⁵, S. Kudella, H. Mildner, M.U. Mozer, Th. Müller, M. Plagge, G. Quast, K. Rabbertz, S. Röcker, F. Roscher, M. Schröder, I. Shvetsov, G. Sieber, H.J. Simonis, R. Ulrich, S. Wayand, M. Weber, T. Weiler, S. Williamson, C. Wöhrmann, R. Wolf

Institute of Nuclear and Particle Physics (INPP), NCSR Demokritos, Aghia Paraskevi, Greece

G. Anagnostou, G. Daskalakis, T. Gerasis, V.A. Giakoumopoulou, A. Kyriakis, D. Loukas, I. Topsis-Giotis

National and Kapodistrian University of Athens, Athens, Greece

S. Kesisoglou, A. Panagiotou, N. Saoulidou, E. Tziaferi

University of Ioánnina, Ioánnina, Greece

I. Evangelou, G. Flouris, C. Foudas, P. Kokkas, N. Loukas, N. Manthos, I. Papadopoulos, E. Paradas

MTA-ELTE Lendület CMS Particle and Nuclear Physics Group, Eötvös Loránd University, Budapest, Hungary

N. Filipovic, G. Pasztor

Wigner Research Centre for Physics, Budapest, Hungary

G. Bencze, C. Hajdu, D. Horvath²⁰, F. Sikler, V. Veszpremi, G. Vesztergombi²¹, A.J. Zsigmond

Institute of Nuclear Research ATOMKI, Debrecen, Hungary

N. Beni, S. Czellar, J. Karancsi²², A. Makovec, J. Molnar, Z. Szillasi

Institute of Physics, University of Debrecen

M. Bartók²¹, P. Raics, Z.L. Trocsanyi, B. Ujvari

Indian Institute of Science (IISc)

J.R. Komaragiri

National Institute of Science Education and Research, Bhubaneswar, India

S. Bahinipati²³, S. Bhowmik²⁴, S. Choudhury²⁵, P. Mal, K. Mandal, A. Nayak²⁶, D.K. Sahoo²³, N. Sahoo, S.K. Swain

Panjab University, Chandigarh, India

S. Bansal, S.B. Beri, V. Bhatnagar, R. Chawla, U.Bhawandeep, A.K. Kalsi, A. Kaur, M. Kaur, R. Kumar, P. Kumari, A. Mehta, M. Mittal, J.B. Singh, G. Walia

University of Delhi, Delhi, India

Ashok Kumar, A. Bhardwaj, B.C. Choudhary, R.B. Garg, S. Keshri, S. Malhotra, M. Naimuddin, K. Ranjan, R. Sharma, V. Sharma

Saha Institute of Nuclear Physics, Kolkata, India

R. Bhattacharya, S. Bhattacharya, K. Chatterjee, S. Dey, S. Dutt, S. Dutta, S. Ghosh, N. Majumdar, A. Modak, K. Mondal, S. Mukhopadhyay, S. Nandan, A. Purohit, A. Roy, D. Roy, S. Roy Chowdhury, S. Sarkar, M. Sharan, S. Thakur

Indian Institute of Technology Madras, Madras, India

P.K. Behera

Bhabha Atomic Research Centre, Mumbai, India

R. Chudasama, D. Dutta, V. Jha, V. Kumar, A.K. Mohanty¹⁶, P.K. Netrakanti, L.M. Pant, P. Shukla, A. Topkar

Tata Institute of Fundamental Research-A, Mumbai, India

T. Aziz, S. Dugad, G. Kole, B. Mahakud, S. Mitra, G.B. Mohanty, B. Parida, N. Sur, B. Sutar

Tata Institute of Fundamental Research-B, Mumbai, India

S. Banerjee, R.K. Dewanjee, S. Ganguly, M. Guchait, Sa. Jain, S. Kumar, M. Maity²⁴, G. Majumder, K. Mazumdar, T. Sarkar²⁴, N. Wickramage²⁷

Indian Institute of Science Education and Research (IISER), Pune, India

S. Chauhan, S. Dube, V. Hegde, A. Kapoor, K. Kothekar, S. Pandey, A. Rane, S. Sharma

Institute for Research in Fundamental Sciences (IPM), Tehran, Iran

S. Chenarani²⁸, E. Eskandari Tadavani, S.M. Etesami²⁸, M. Khakzad, M. Mohammadi Najafabadi, M. Naseri, S. Paktinat Mehdiabadi²⁹, F. Rezaei Hosseinabadi, B. Safarzadeh³⁰, M. Zeinali

University College Dublin, Dublin, Ireland

M. Felcini, M. Grunewald

INFN Sezione di Bari ^a, Università di Bari ^b, Politecnico di Bari ^c, Bari, Italy

M. Abbrescia^{a,b}, C. Calabria^{a,b}, C. Caputo^{a,b}, A. Colaleo^a, D. Creanza^{a,c}, L. Cristella^{a,b}, N. De Filippis^{a,c}, M. De Palma^{a,b}, L. Fiore^a, G. Iaselli^{a,c}, G. Maggi^{a,c}, M. Maggi^a, G. Miniello^{a,b}, S. My^{a,b}, S. Nuzzo^{a,b}, A. Pompili^{a,b}, G. Pugliese^{a,c}, R. Radogna^{a,b}, A. Ranieri^a, G. Selvaggi^{a,b}, A. Sharma^a, L. Silvestris^{a,16}, R. Venditti^{a,b}, P. Verwilligen^a

INFN Sezione di Bologna ^a, Università di Bologna ^b, Bologna, Italy

G. Abbiendi^a, C. Battilana, D. Bonacorsi^{a,b}, S. Braibant-Giacomelli^{a,b}, L. Brigliadori^{a,b}, R. Campanini^{a,b}, P. Capiluppi^{a,b}, A. Castro^{a,b}, F.R. Cavallo^a, S.S. Chhibra^{a,b}, G. Codispoti^{a,b}, M. Cuffiani^{a,b}, G.M. Dallavalle^a, F. Fabbri^a, A. Fanfani^{a,b}, D. Fasanella^{a,b}, P. Giacomelli^a, C. Grandi^a, L. Guiducci^{a,b}, S. Marcellini^a, G. Masetti^a, A. Montanari^a, F.L. Navarria^{a,b}, A. Perrotta^a, A.M. Rossi^{a,b}, T. Rovelli^{a,b}, G.P. Siroli^{a,b}, N. Tosi^{a,b,16}

INFN Sezione di Catania ^a, Università di Catania ^b, Catania, Italy

S. Albergo^{a,b}, S. Costa^{a,b}, A. Di Mattia^a, F. Giordano^{a,b}, R. Potenza^{a,b}, A. Tricomi^{a,b}, C. Tuve^{a,b}

INFN Sezione di Firenze ^a, Università di Firenze ^b, Firenze, Italy

G. Barbagli^a, V. Ciulli^{a,b}, C. Civinini^a, R. D'Alessandro^{a,b}, E. Focardi^{a,b}, P. Lenzi^{a,b}, M. Meschini^a, S. Paoletti^a, L. Russo^{a,31}, G. Sguazzoni^a, D. Strom^a, L. Viliani^{a,b,16}

INFN Laboratori Nazionali di Frascati, Frascati, Italy

L. Benussi, S. Bianco, F. Fabbri, D. Piccolo, F. Primavera¹⁶

INFN Sezione di Genova ^a, Università di Genova ^b, Genova, ItalyV. Calvelli^{a,b}, F. Ferro^a, M.R. Monge^{a,b}, E. Robutti^a, S. Tosi^{a,b}**INFN Sezione di Milano-Bicocca ^a, Università di Milano-Bicocca ^b, Milano, Italy**L. Brianza^{a,b,16}, F. Brivio^{a,b}, V. Ciriolo, M.E. Dinardo^{a,b}, S. Fiorendi^{a,b,16}, S. Gennai^a, A. Ghezzi^{a,b}, P. Govoni^{a,b}, M. Malberti^{a,b}, S. Malvezzi^a, R.A. Manzoni^{a,b}, D. Menasce^a, L. Moroni^a, M. Paganoni^{a,b}, D. Pedrini^a, S. Pigazzini^{a,b}, S. Ragazzi^{a,b}, T. Tabarelli de Fatis^{a,b}**INFN Sezione di Napoli ^a, Università di Napoli 'Federico II' ^b, Napoli, Italy, Università della Basilicata ^c, Potenza, Italy, Università G. Marconi ^d, Roma, Italy**S. Buontempo^a, N. Cavallo^{a,c}, G. De Nardo, S. Di Guida^{a,d,16}, M. Esposito^{a,b}, F. Fabozzi^{a,c}, F. Fienga^{a,b}, A.O.M. Iorio^{a,b}, G. Lanza^a, L. Lista^a, S. Meola^{a,d,16}, P. Paolucci^{a,16}, C. Sciacca^{a,b}, F. Thyssen^a**INFN Sezione di Padova ^a, Università di Padova ^b, Padova, Italy, Università di Trento ^c, Trento, Italy**P. Azzi^{a,16}, N. Bacchetta^a, L. Benato^{a,b}, D. Bisello^{a,b}, A. Boletti^{a,b}, R. Carlin^{a,b}, A. Carvalho Antunes De Oliveira^{a,b}, P. Checchia^a, M. Dall'Osso^{a,b}, P. De Castro Manzano^a, T. Dorigo^a, U. Dosselli^a, F. Gasparini^{a,b}, U. Gasparini^{a,b}, A. Gozzelino^a, S. Lacaprara^a, M. Margoni^{a,b}, A.T. Meneguzzo^{a,b}, J. Pazzini^{a,b}, N. Pozzobon^{a,b}, P. Ronchese^{a,b}, F. Simonetto^{a,b}, E. Torassa^a, M. Zanetti^{a,b}, P. Zotto^{a,b}, G. Zumerle^{a,b}**INFN Sezione di Pavia ^a, Università di Pavia ^b, Pavia, Italy**A. Braghieri^a, F. Fallavollita^{a,b}, A. Magnani^{a,b}, P. Montagna^{a,b}, S.P. Ratti^{a,b}, V. Re^a, C. Riccardi^{a,b}, P. Salvini^a, I. Vai^{a,b}, P. Vitulo^{a,b}**INFN Sezione di Perugia ^a, Università di Perugia ^b, Perugia, Italy**L. Alunni Solestizi^{a,b}, G.M. Bilei^a, D. Ciangottini^{a,b}, L. Fanò^{a,b}, P. Lariccia^{a,b}, R. Leonardi^{a,b}, G. Mantovani^{a,b}, V. Mariani^{a,b}, M. Menichelli^a, A. Saha^a, A. Santocchia^{a,b}**INFN Sezione di Pisa ^a, Università di Pisa ^b, Scuola Normale Superiore di Pisa ^c, Pisa, Italy**K. Androsov^{a,31}, P. Azzurri^{a,16}, G. Bagliesi^a, J. Bernardini^a, T. Boccali^a, R. Castaldi^a, M.A. Ciocci^{a,31}, R. Dell'Orso^a, S. Donato^{a,c}, G. Fedi, A. Giassi^a, M.T. Grippo^{a,31}, F. Ligabue^{a,c}, T. Lomtadze^a, L. Martini^{a,b}, A. Messineo^{a,b}, F. Palla^a, A. Rizzi^{a,b}, A. Savoy-Navarro^{a,32}, P. Spagnolo^a, R. Tenchini^a, G. Tonelli^{a,b}, A. Venturi^a, P.G. Verdini^a**INFN Sezione di Roma ^a, Università di Roma ^b, Roma, Italy**L. Barone^{a,b}, F. Cavallari^a, M. Cipriani^{a,b}, D. Del Re^{a,b,16}, M. Diemoz^a, S. Gelli^{a,b}, E. Longo^{a,b}, F. Margaroli^{a,b}, B. Marzocchi^{a,b}, P. Meridiani^a, G. Organtini^{a,b}, R. Paramatti^{a,b}, F. Preiato^{a,b}, S. Rahatlou^{a,b}, C. Rovelli^a, F. Santanastasio^{a,b}

INFN Sezione di Torino ^a, Università di Torino ^b, Torino, Italy, Università del Piemonte Orientale ^c, Novara, Italy

N. Amapane^{a,b}, R. Arcidiacono^{a,c,16}, S. Argiro^{a,b}, M. Arneodo^{a,c}, N. Bartosik^a, R. Bellan^{a,b}, C. Biino^a, N. Cartiglia^a, F. Cenna^{a,b}, M. Costa^{a,b}, R. Covarelli^{a,b}, A. Degano^{a,b}, N. Demaria^a, L. Finco^{a,b}, B. Kiani^{a,b}, C. Mariotti^a, S. Maselli^a, E. Migliore^{a,b}, V. Monaco^{a,b}, E. Monteil^{a,b}, M. Monteno^a, M.M. Obertino^{a,b}, L. Pacher^{a,b}, N. Pastrone^a, M. Pelliccioni^a, G.L. Pinna Angioni^{a,b}, F. Ravera^{a,b}, A. Romero^{a,b}, M. Ruspà^{a,c}, R. Sacchi^{a,b}, K. Shchelina^{a,b}, V. Sola^a, A. Solano^{a,b}, A. Staiano^a, P. Traczyk^{a,b}

INFN Sezione di Trieste ^a, Università di Trieste ^b, Trieste, Italy

S. Belforte^a, M. Casarsa^a, F. Cossutti^a, G. Della Ricca^{a,b}, A. Zanetti^a

Kyungpook National University, Daegu, Korea

D.H. Kim, G.N. Kim, M.S. Kim, S. Lee, S.W. Lee, Y.D. Oh, S. Sekmen, D.C. Son, Y.C. Yang

Chonbuk National University, Jeonju, Korea

A. Lee

Chonnam National University, Institute for Universe and Elementary Particles, Kwangju, Korea

H. Kim

Hanyang University, Seoul, Korea

J.A. Brochero Cifuentes, T.J. Kim

Korea University, Seoul, Korea

S. Cho, S. Choi, Y. Go, D. Gyun, S. Ha, B. Hong, Y. Jo, Y. Kim, K. Lee, K.S. Lee, S. Lee, J. Lim, S.K. Park, Y. Roh

Seoul National University, Seoul, Korea

J. Almond, J. Kim, H. Lee, S.B. Oh, B.C. Radburn-Smith, S.h. Seo, U.K. Yang, H.D. Yoo, G.B. Yu

University of Seoul, Seoul, Korea

M. Choi, H. Kim, J.H. Kim, J.S.H. Lee, I.C. Park, G. Ryu, M.S. Ryu

Sungkyunkwan University, Suwon, Korea

Y. Choi, J. Goh, C. Hwang, J. Lee, I. Yu

Vilnius University, Vilnius, Lithuania

V. Dudenas, A. Juodagalvis, J. Vaitkus

National Centre for Particle Physics, Universiti Malaya, Kuala Lumpur, Malaysia

I. Ahmed, Z.A. Ibrahim, M.A.B. Md Ali³³, F. Mohamad Idris³⁴, W.A.T. Wan Abdullah, M.N. Yusli, Z. Zolkapli

Centro de Investigacion y de Estudios Avanzados del IPN, Mexico City, Mexico

H. Castilla-Valdez, E. De La Cruz-Burelo, I. Heredia-De La Cruz³⁵, A. Hernandez-Almada, R. Lopez-Fernandez, R. Magaña Villalba, J. Mejia Guisao, A. Sanchez-Hernandez

Universidad Iberoamericana, Mexico City, Mexico

S. Carrillo Moreno, C. Oropeza Barrera, F. Vazquez Valencia

Benemerita Universidad Autonoma de Puebla, Puebla, Mexico

S. Carpinteyro, I. Pedraza, H.A. Salazar Ibarquen, C. Uribe Estrada

Universidad Autónoma de San Luis Potosí, San Luis Potosí, Mexico

A. Morelos Pineda

University of Auckland, Auckland, New Zealand

D. Krofcheck

University of Canterbury, Christchurch, New Zealand

P.H. Butler

National Centre for Physics, Quaid-I-Azam University, Islamabad, Pakistan

A. Ahmad, M. Ahmad, Q. Hassan, H.R. Hoorani, W.A. Khan, A. Saddique, M.A. Shah, M. Shoaib, M. Waqas

National Centre for Nuclear Research, Swierk, Poland

H. Bialkowska, M. Bluj, B. Boimska, T. Frueboes, M. Górski, M. Kazana, K. Nawrocki, K. Romanowska-Rybinska, M. Szleper, P. Zalewski

Institute of Experimental Physics, Faculty of Physics, University of Warsaw, Warsaw, Poland

K. Bunkowski, A. Byszuk³⁶, K. Doroba, A. Kalinowski, M. Konecki, J. Krolikowski, M. Misiura, M. Olszewski, M. Walczak

Laboratório de Instrumentação e Física Experimental de Partículas, Lisboa, Portugal

P. Bargassa, C. Beirão Da Cruz E Silva, B. Calpas, A. Di Francesco, P. Faccioli, P.G. Ferreira Parracho, M. Gallinaro, J. Hollar, N. Leonardo, L. Lloret Iglesias, M.V. Nemallapudi, J. Rodrigues Antunes, J. Seixas, O. Toldaiev, D. Vadrucchio, J. Varela

Joint Institute for Nuclear Research, Dubna, Russia

S. Afanasiev, P. Bunin, M. Gavrilenko, I. Golutvin, I. Gorbunov, A. Kamenev, V. Karjavin, A. Lanev, A. Malakhov, V. Matveev^{37,38}, V. Palichik, V. Perelygin, S. Shmatov, S. Shulha, N. Skatchkov, V. Smirnov, N. Voytishin, A. Zarubin

Petersburg Nuclear Physics Institute, Gatchina (St. Petersburg), Russia

L. Chtchipounov, V. Golovtsov, Y. Ivanov, V. Kim³⁹, E. Kuznetsova⁴⁰, V. Murzin, V. Oreshkin, V. Sulimov, A. Vorobyev

Institute for Nuclear Research, Moscow, Russia

Yu. Andreev, A. Dermenev, S. Gninenko, N. Golubev, A. Karneyev, M. Kirsanov, N. Krasnikov, A. Pashenkov, D. Tlisov, A. Toropin

Institute for Theoretical and Experimental Physics, Moscow, Russia

V. Epshteyn, V. Gavrilov, N. Lychkovskaya, V. Popov, I. Pozdnyakov, G. Safronov, A. Spiridonov, M. Toms, E. Vlasov, A. Zhokin

Moscow Institute of Physics and Technology, Moscow, Russia

T. Aushev, A. Bylinkin³⁸

National Research Nuclear University 'Moscow Engineering Physics Institute' (MEPhI), Moscow, Russia

R. Chistov⁴¹, M. Danilov⁴¹, S. Polikarpov

P.N. Lebedev Physical Institute, Moscow, Russia

V. Andreev, M. Azarkin³⁸, I. Dremin³⁸, M. Kirakosyan, A. Leonidov³⁸, A. Terkulov

Skobeltsyn Institute of Nuclear Physics, Lomonosov Moscow State University, Moscow, Russia

A. Baskakov, A. Belyaev, E. Boos, V. Bunichev, M. Dubinin⁴², L. Dudko, V. Klyukhin, O. Kodolova, I. Lokhtin, I. Miagkov, S. Obraztsov, M. Perfilov, S. Petrushanko, V. Savrin, A. Snigirev

Novosibirsk State University (NSU), Novosibirsk, Russia

V. Blinov⁴³, Y. Skovpen⁴³, D. Shtol⁴³

State Research Center of Russian Federation, Institute for High Energy Physics, Protvino, Russia

I. Azhgirey, I. Bayshev, S. Bitiukov, D. Elumakhov, V. Kachanov, A. Kalinin, D. Konstantinov, V. Krychkine, V. Petrov, R. Ryutin, A. Sobol, S. Troshin, N. Tyurin, A. Uzunian, A. Volkov

University of Belgrade, Faculty of Physics and Vinca Institute of Nuclear Sciences, Belgrade, Serbia

P. Adzic⁴⁴, P. Cirkovic, D. Devetak, M. Dordevic, J. Milosevic, V. Rekovic

Centro de Investigaciones Energéticas Medioambientales y Tecnológicas (CIEMAT), Madrid, Spain

J. Alcaraz Maestre, M. Barrio Luna, E. Calvo, M. Cerrada, M. Chamizo Llatas, N. Colino, B. De La Cruz, A. Delgado Peris, A. Escalante Del Valle, C. Fernandez Bedoya, J.P. Fernández Ramos, J. Flix, M.C. Fouz, P. Garcia-Abia, O. Gonzalez Lopez, S. Goy Lopez, J.M. Hernandez, M.I. Josa, E. Navarro De Martino, A. Pérez-Calero Yzquierdo, J. Puerta Pelayo, A. Quintario Olmeda, I. Redondo, L. Romero, M.S. Soares

Universidad Autónoma de Madrid, Madrid, Spain

J.F. de Trocóniz, M. Missiroli, D. Moran

Universidad de Oviedo, Oviedo, Spain

J. Cuevas, J. Fernandez Menendez, I. Gonzalez Caballero, J.R. González Fernández, E. Palencia Cortezon, S. Sanchez Cruz, I. Suárez Andrés, P. Vischia, J.M. Vizan Garcia

Instituto de Física de Cantabria (IFCA), CSIC-Universidad de Cantabria, Santander, Spain

I.J. Cabrillo, A. Calderon, E. Curras, M. Fernandez, J. Garcia-Ferrero, G. Gomez, A. Lopez Virto, J. Marco, C. Martinez Rivero, F. Matorras, J. Piedra Gomez, T. Rodrigo, A. Ruiz-Jimeno, L. Scodellaro, N. Trevisani, I. Vila, R. Vilar Cortabitarte

CERN, European Organization for Nuclear Research, Geneva, Switzerland

D. Abbaneo, E. Auffray, G. Auzinger, P. Baillon, A.H. Ball, D. Barney, P. Bloch, A. Bocci, C. Botta, T. Camporesi, R. Castello, M. Cepeda, G. Cerminara, Y. Chen, D. d’Enterria, A. Dabrowski, V. Daponte, A. David, M. De Gruttola, A. De Roeck, E. Di Marco⁴⁵, M. Dobson, B. Dorney, T. du Pree, D. Duggan, M. Dünser, N. Dupont, A. Elliott-Peisert, P. Everaerts, S. Fartoukh, G. Franzoni, J. Fulcher, W. Funk, D. Gigi, K. Gill, M. Girone, F. Glege, D. Gulhan, S. Gundacker, M. Guthoff, P. Harris, J. Hegeman, V. Innocente, P. Janot, J. Kieseler, H. Kirschenmann, V. Knünz, A. Kornmayer¹⁶, M.J. Kortelainen, K. Kousouris, M. Krammer¹, C. Lange, P. Lecoq, C. Lourenço, M.T. Lucchini, L. Malgeri, M. Mannelli, A. Martelli, F. Meijers, J.A. Merlin, S. Mersi, E. Meschi, P. Milenovic⁴⁶, F. Moortgat, S. Morovic, M. Mulders, H. Neugebauer, S. Orfanelli, L. Orsini, L. Pape, E. Perez, M. Peruzzi, A. Petrilli, G. Petrucciani, A. Pfeiffer, M. Pierini, A. Racz, T. Reis, G. Rolandi⁴⁷, M. Rovere, H. Sakulin, J.B. Sauvan, C. Schäfer, C. Schwick, M. Seidel, A. Sharma, P. Silva, P. Sphicas⁴⁸, J. Steggemann, M. Stoye, Y. Takahashi, M. Tosi, D. Treille, A. Triossi, A. Tsirou, V. Veckalns⁴⁹, G.I. Veres²¹, M. Verweij, N. Wardle, H.K. Wöhri, A. Zagozdzińska³⁶, W.D. Zeuner

Paul Scherrer Institut, Villigen, Switzerland

W. Bertl, K. Deiters, W. Erdmann, R. Horisberger, Q. Ingram, H.C. Kaestli, D. Kotlinski, U. Langenegger, T. Rohe, S.A. Wiederkehr

Institute for Particle Physics, ETH Zurich, Zurich, Switzerland

F. Bachmair, L. Bäni, L. Bianchini, B. Casal, G. Dissertori, M. Dittmar, M. Donegà, C. Grab, C. Heidegger, D. Hits, J. Hoss, G. Kasieczka, W. Lustermann, B. Mangano, M. Marionneau, P. Martinez Ruiz del Arbol, M. Masciovecchio, M.T. Meinhard, D. Meister, F. Micheli, P. Musella, F. Nessi-Tedaldi, F. Pandolfi, J. Pata, F. Paus, G. Perrin, L. Perrozzi, M. Quittnat, M. Rossini, M. Schönenberger, A. Starodumov⁵⁰, V.R. Tavolaro, K. Theofilatos, R. Wallny

Universität Zürich, Zurich, Switzerland

T.K. Aarrestad, C. AMSler⁵¹, L. Caminada, M.F. Canelli, A. De Cosa, C. Galloni, A. Hinzmann, T. Hreus, B. Kilminster, J. Ngadiuba, D. Pinna, G. Rauco, P. Robmann, D. Salerno, C. Seitz, Y. Yang, A. Zucchetta

National Central University, Chung-Li, Taiwan

V. Candelise, T.H. Doan, Sh. Jain, R. Khurana, M. Konyushikhin, C.M. Kuo, W. Lin, A. Pozdnyakov, S.S. Yu

National Taiwan University (NTU), Taipei, Taiwan

Arun Kumar, P. Chang, Y.H. Chang, Y. Chao, K.F. Chen, P.H. Chen, F. Fiori, W.-S. Hou, Y. Hsiung, Y.F. Liu, R.-S. Lu, M. Miñano Moya, E. Paganis, A. Psallidas, J.f. Tsai

Chulalongkorn University, Faculty of Science, Department of Physics, Bangkok, Thailand

B. Asavapibhop, G. Singh, N. Srimanobhas, N. Suwonjandee

Cukurova University - Physics Department, Science and Art Faculty

A. Adiguzel, S. Cerci⁵², S. Damarseckin, Z.S. Demiroglu, C. Dozen, I. Dumanoglu, S. Girgis, G. Gokbulut, Y. Guler, I. Hos⁵³, E.E. Kangal⁵⁴, O. Kara, U. Kiminsu, M. Oglakci, G. Onengut⁵⁵, K. Ozdemir⁵⁶, D. Sunar Cerci⁵², B. Tali⁵², H. Topakli⁵⁷, S. Turkcapar, I.S. Zorbakir, C. Zorbilmez

Middle East Technical University, Physics Department, Ankara, Turkey

B. Bilin, S. Bilmis, B. Isildak⁵⁸, G. Karapinar⁵⁹, M. Yalvac, M. Zeyrek

Bogazici University, Istanbul, Turkey

E. Gülmez, M. Kaya⁶⁰, O. Kaya⁶¹, E.A. Yetkin⁶², T. Yetkin⁶³

Istanbul Technical University, Istanbul, Turkey

A. Cakir, K. Cankocak, S. Sen⁶⁴

Institute for Scintillation Materials of National Academy of Science of Ukraine, Kharkov, Ukraine

B. Grynyov

National Scientific Center, Kharkov Institute of Physics and Technology, Kharkov, Ukraine

L. Levchuk, P. Sorokin

University of Bristol, Bristol, United Kingdom

R. Aggleton, F. Ball, L. Beck, J.J. Brooke, D. Burns, E. Clement, D. Cussans, H. Flacher, J. Goldstein, M. Grimes, G.P. Heath, H.F. Heath, J. Jacob, L. Kreczko, C. Lucas, D.M. Newbold⁶⁵, S. Paramesvaran, A. Poll, T. Sakuma, S. Seif El Nasr-storey, D. Smith, V.J. Smith

Rutherford Appleton Laboratory, Didcot, United Kingdom

K.W. Bell, A. Belyaev⁶⁶, C. Brew, R.M. Brown, L. Calligaris, D. Cieri, D.J.A. Cockerill, J.A. Coughlan, K. Harder, S. Harper, E. Olaiya, D. Petyt, C.H. Shepherd-Themistocleous, A. Thea, I.R. Tomalin, T. Williams

Imperial College, London, United Kingdom

M. Baber, R. Bainbridge, O. Buchmuller, A. Bundock, D. Burton, S. Casasso, M. Citron, D. Colling, L. Corpe, P. Dauncey, G. Davies, A. De Wit, M. Della Negra, R. Di Maria, P. Dunne, A. Elwood, D. Futyan, Y. Haddad, G. Hall, G. Iles, T. James, R. Lane, C. Laner, R. Lucas⁶⁵, L. Lyons, A.-M. Magnan, S. Malik, L. Mastrolorenzo, J. Nash, A. Nikitenko⁵⁰, J. Pela, B. Penning, M. Pesaresi, D.M. Raymond, A. Richards, A. Rose, E. Scott, C. Seez, S. Summers, A. Tapper, K. Uchida, M. Vazquez Acosta⁶⁷, T. Virdee¹⁶, J. Wright, S.C. Zenz

Brunel University, Uxbridge, United Kingdom

J.E. Cole, P.R. Hobson, A. Khan, P. Kyberd, I.D. Reid, P. Symonds, L. Teodorescu, M. Turner

Baylor University, Waco, U.S.A.

A. Borzou, K. Call, J. Dittmann, K. Hatakeyama, H. Liu, N. Pastika

Catholic University of America

R. Bartek, A. Dominguez

The University of Alabama, Tuscaloosa, U.S.A.

A. Buccilli, S.I. Cooper, C. Henderson, P. Rumerio, C. West

Boston University, Boston, U.S.A.

D. Arcaro, A. Avetisyan, T. Bose, D. Gastler, D. Rankin, C. Richardson, J. Rohlf, L. Sulak, D. Zou

Brown University, Providence, U.S.A.

G. Benelli, D. Cutts, A. Garabedian, J. Hakala, U. Heintz, J.M. Hogan, O. Jesus, K.H.M. Kwok, E. Laird, G. Landsberg, Z. Mao, M. Narain, S. Piperov, S. Sagir, E. Spencer, R. Syarif

University of California, Davis, Davis, U.S.A.

R. Breedon, D. Burns, M. Calderon De La Barca Sanchez, S. Chauhan, M. Chertok, J. Conway, R. Conway, P.T. Cox, R. Erbacher, C. Flores, G. Funk, M. Gardner, W. Ko, R. Lander, C. Mclean, M. Mulhearn, D. Pellett, J. Pilot, S. Shalhout, M. Shi, J. Smith, M. Squires, D. Stolp, K. Tos, M. Tripathi

University of California, Los Angeles, U.S.A.

M. Bachtis, C. Bravo, R. Cousins, A. Dasgupta, A. Florent, J. Hauser, M. Ignatenko, N. Mccoll, D. Saltzberg, C. Schnaible, V. Valuev, M. Weber

University of California, Riverside, Riverside, U.S.A.

E. Bouvier, K. Burt, R. Clare, J. Ellison, J.W. Gary, S.M.A. Ghiasi Shirazi, G. Hanson, J. Heilman, P. Jandir, E. Kennedy, F. Lacroix, O.R. Long, M. Olmedo Negrete, M.I. Paneva, A. Shrinivas, W. Si, H. Wei, S. Wimpenny, B. R. Yates

University of California, San Diego, La Jolla, U.S.A.

J.G. Branson, G.B. Cerati, S. Cittolin, M. Derdzinski, R. Gerosa, A. Holzner, D. Klein, V. Krutelyov, J. Letts, I. Macneill, D. Olivito, S. Padhi, M. Pieri, M. Sani, V. Sharma, S. Simon, M. Tadel, A. Vartak, S. Wasserbaech⁶⁸, C. Welke, J. Wood, F. Würthwein, A. Yagil, G. Zevi Della Porta

University of California, Santa Barbara - Department of Physics, Santa Barbara, U.S.A.

N. Amin, R. Bhandari, J. Bradmiller-Feld, C. Campagnari, A. Dishaw, V. Dutta, M. Franco Sevilla, C. George, F. Golf, L. Gouskos, J. Gran, R. Heller, J. Incandela, S.D. Mullin, A. Ovcharova, H. Qu, J. Richman, D. Stuart, I. Suarez, J. Yoo

California Institute of Technology, Pasadena, U.S.A.

D. Anderson, J. Bendavid, A. Bornheim, J. Bunn, J. Duarte, J.M. Lawhorn, A. Mott, H.B. Newman, C. Pena, M. Spiropulu, J.R. Vlimant, S. Xie, R.Y. Zhu

Carnegie Mellon University, Pittsburgh, U.S.A.

M.B. Andrews, T. Ferguson, M. Paulini, J. Russ, M. Sun, H. Vogel, I. Vorobiev, M. Weinberg

University of Colorado Boulder, Boulder, U.S.A.

J.P. Cumalat, W.T. Ford, F. Jensen, A. Johnson, M. Krohn, S. Leontsinis, T. Mulholland, K. Stenson, S.R. Wagner

Cornell University, Ithaca, U.S.A.

J. Alexander, J. Chaves, J. Chu, S. Dittmer, K. Mcdermott, N. Mirman, G. Nicolas Kaufman, J.R. Patterson, A. Rinkevicius, A. Ryd, L. Skinnari, L. Soffi, S.M. Tan, Z. Tao, J. Thom, J. Tucker, P. Wittich, M. Zientek

Fairfield University, Fairfield, U.S.A.

D. Winn

Fermi National Accelerator Laboratory, Batavia, U.S.A.

S. Abdullin, M. Albrow, G. Apollinari, A. Apresyan, S. Banerjee, L.A.T. Bauerdick, A. Beretvas, J. Berryhill, P.C. Bhat, G. Bolla, K. Burkett, J.N. Butler, H.W.K. Cheung, F. Chlebana, S. Cihangir[†], M. Cremonesi, V.D. Elvira, I. Fisk, J. Freeman, E. Gottschalk, L. Gray, D. Green, S. Grünendahl, O. Gutsche, D. Hare, R.M. Harris, S. Hasegawa, J. Hirschauer, Z. Hu, B. Jayatilaka, S. Jindariani, M. Johnson, U. Joshi, B. Klima, B. Kreis, S. Lammel, J. Linacre, D. Lincoln, R. Lipton, M. Liu, T. Liu, R. Lopes De Sá, J. Lykken, K. Maeshima, N. Magini, J.M. Marraffino, S. Maruyama, D. Mason, P. McBride, P. Merkel, S. Mrenna, S. Nahn, V. O'Dell, K. Pedro, O. Prokofyev, G. Rakness, L. Ristori, E. Sexton-Kennedy, A. Soha, W.J. Spalding, L. Spiegel, S. Stoynev, J. Strait, N. Strobbe, L. Taylor, S. Tkaczyk, N.V. Tran, L. Uplegger, E.W. Vaandering, C. Vernieri, M. Verzocchi, R. Vidal, M. Wang, H.A. Weber, A. Whitbeck, Y. Wu

University of Florida, Gainesville, U.S.A.

D. Acosta, P. Avery, P. Bortignon, D. Bourilkov, A. Brinkerhoff, A. Carnes, M. Carver, D. Curry, S. Das, R.D. Field, I.K. Furic, J. Konigsberg, A. Korytov, J.F. Low, P. Ma, K. Matchev, H. Mei, G. Mitselmakher, D. Rank, L. Shchutska, D. Sperka, L. Thomas, J. Wang, S. Wang, J. Yelton

Florida International University, Miami, U.S.A.

S. Linn, P. Markowitz, G. Martinez, J.L. Rodriguez

Florida State University, Tallahassee, U.S.A.

A. Ackert, T. Adams, A. Askew, S. Bein, S. Hagopian, V. Hagopian, K.F. Johnson, T. Kolberg, H. Prosper, A. Santra, R. Yohay

Florida Institute of Technology, Melbourne, U.S.A.

M.M. Baarmand, V. Bhopatkar, S. Colafranceschi, M. Hohlmann, D. Noonan, T. Roy, F. Yumiceva

University of Illinois at Chicago (UIC), Chicago, U.S.A.

M.R. Adams, L. Apanasevich, D. Berry, R.R. Betts, I. Bucinskaite, R. Cavanaugh, O. Evdokimov, L. Gauthier, C.E. Gerber, D.J. Hofman, K. Jung, I.D. Sandoval Gonzalez, N. Varelas, H. Wang, Z. Wu, M. Zakaria, J. Zhang

The University of Iowa, Iowa City, U.S.A.

B. Bilki⁶⁹, W. Clarida, K. Dilsiz, S. Durgut, R.P. Gandrajula, M. Haytmyradov, V. Khrishtenko, J.-P. Merlo, H. Mermerkaya⁷⁰, A. Mestvirishvili, A. Moeller, J. Nachtman, H. Ogul, Y. Onel, F. Ozok⁷¹, A. Penzo, C. Snyder, E. Tiras, J. Wetzel, K. Yi

Johns Hopkins University, Baltimore, U.S.A.

B. Blumenfeld, A. Cocoros, N. Eminizer, D. Fehling, L. Feng, A.V. Gritsan, P. Maksimovic, J. Roskes, U. Sarica, M. Swartz, M. Xiao, C. You

The University of Kansas, Lawrence, U.S.A.

A. Al-bataineh, P. Baringer, A. Bean, S. Boren, J. Bowen, J. Castle, L. Forthomme, R.P. Kenny III, S. Khalil, A. Kropivnitskaya, D. Majumder, W. Mcbrayer, M. Murray, S. Sanders, R. Stringer, J.D. Tapia Takaki, Q. Wang

Kansas State University, Manhattan, U.S.A.

A. Ivanov, K. Kaadze, Y. Maravin, A. Mohammadi, L.K. Saini, N. Skhirtladze, S. Toda

Lawrence Livermore National Laboratory, Livermore, U.S.A.

F. Rebassoo, D. Wright

University of Maryland, College Park, U.S.A.

C. Anelli, A. Baden, O. Baron, A. Belloni, B. Calvert, S.C. Eno, C. Ferraioli, J.A. Gomez, N.J. Hadley, S. Jabeen, G.Y. Jeng, R.G. Kellogg, J. Kunkle, A.C. Mignerey, F. Ricci-Tam, Y.H. Shin, A. Skuja, M.B. Tonjes, S.C. Tonwar

Massachusetts Institute of Technology, Cambridge, U.S.A.

D. Abercrombie, B. Allen, A. Apyan, V. Azzolini, R. Barbieri, A. Baty, R. Bi, K. Bierwagen, S. Brandt, W. Busza, I.A. Cali, M. D'Alfonso, Z. Demiragli, G. Gomez Ceballos, M. Goncharov, D. Hsu, Y. Iiyama, G.M. Innocenti, M. Klute, D. Kovalskyi, K. Krajczar, Y.S. Lai, Y.-J. Lee, A. Levin, P.D. Luckey, B. Maier, A.C. Marini, C. Mcginn, C. Mironov, S. Narayanan, X. Niu, C. Paus, C. Roland, G. Roland, J. Salfeld-Nebgen, G.S.F. Stephans, K. Tatar, D. Velicanu, J. Wang, T.W. Wang, B. Wyslouch

University of Minnesota, Minneapolis, U.S.A.

A.C. Benvenuti, R.M. Chatterjee, A. Evans, P. Hansen, S. Kalafut, S.C. Kao, Y. Kubota, Z. Lesko, J. Mans, S. Nourbakhsh, N. Ruckstuhl, R. Rusack, N. Tambe, J. Turkewitz

University of Mississippi, Oxford, U.S.A.

J.G. Acosta, S. Oliveros

University of Nebraska-Lincoln, Lincoln, U.S.A.

E. Avdeeva, K. Bloom, D.R. Claes, C. Fangmeier, R. Gonzalez Suarez, R. Kamalieddin, I. Kravchenko, A. Malta Rodrigues, J. Monroy, J.E. Siado, G.R. Snow, B. Stieger

State University of New York at Buffalo, Buffalo, U.S.A.

M. Alyari, J. Dolen, A. Godshalk, C. Harrington, I. Iashvili, J. Kaisen, D. Nguyen, A. Parker, S. Rappoccio, B. Roozbahani

Northeastern University, Boston, U.S.A.

G. Alverson, E. Barberis, A. Hortiangtham, A. Massironi, D.M. Morse, D. Nash, T. Ori-moto, R. Teixeira De Lima, D. Trocino, R.-J. Wang, D. Wood

Northwestern University, Evanston, U.S.A.

S. Bhattacharya, O. Charaf, K.A. Hahn, A. Kumar, N. Mucia, N. Odell, B. Pollack, M.H. Schmitt, K. Sung, M. Trovato, M. Velasco

University of Notre Dame, Notre Dame, U.S.A.

N. Dev, M. Hildreth, K. Hurtado Anampa, C. Jessop, D.J. Karmgard, N. Kellams, K. Lannon, N. Marinelli, F. Meng, C. Mueller, Y. Musienko³⁷, M. Planer, A. Reinsvold, R. Ruchti, N. Rupprecht, G. Smith, S. Taroni, M. Wayne, M. Wolf, A. Woodard

The Ohio State University, Columbus, U.S.A.

J. Alimena, L. Antonelli, B. Bylsma, L.S. Durkin, S. Flowers, B. Francis, A. Hart, C. Hill, R. Hughes, W. Ji, B. Liu, W. Luo, D. Puigh, B.L. Winer, H.W. Wulsin

Princeton University, Princeton, U.S.A.

S. Cooperstein, O. Driga, P. Elmer, J. Hardenbrook, P. Hebda, D. Lange, J. Luo, D. Marlow, T. Medvedeva, K. Mei, I. Ojalvo, J. Olsen, C. Palmer, P. Piroué, D. Stickland, A. Svyatkovskiy, C. Tully

University of Puerto Rico, Mayaguez, U.S.A.

S. Malik

Purdue University, West Lafayette, U.S.A.

A. Barker, V.E. Barnes, S. Folgueras, L. Gutay, M.K. Jha, M. Jones, A.W. Jung, A. Khatiwada, D.H. Miller, N. Neumeister, J.F. Schulte, X. Shi, J. Sun, F. Wang, W. Xie

Purdue University Northwest, Hammond, U.S.A.

N. Parashar, J. Stupak

Rice University, Houston, U.S.A.

A. Adair, B. Akgun, Z. Chen, K.M. Ecklund, F.J.M. Geurts, M. Guilbaud, W. Li, B. Michlin, M. Northup, B.P. Padley, J. Roberts, J. Rorie, Z. Tu, J. Zabel

University of Rochester, Rochester, U.S.A.

B. Betchart, A. Bodek, P. de Barbaro, R. Demina, Y.t. Duh, T. Ferbel, M. Galanti, A. Garcia-Bellido, J. Han, O. Hindrichs, A. Khukhunaishvili, K.H. Lo, P. Tan, M. Verzetti

Rutgers, The State University of New Jersey, Piscataway, U.S.A.

A. Agapitos, J.P. Chou, Y. Gershtein, T.A. Gómez Espinosa, E. Halkiadakis, M. Heindl, E. Hughes, S. Kaplan, R. Kunnawalkam Elayavalli, S. Kyriacou, A. Lath, K. Nash, M. Osherson, H. Saka, S. Salur, S. Schnetzer, D. Sheffield, S. Somalwar, R. Stone, S. Thomas, P. Thomassen, M. Walker

University of Tennessee, Knoxville, U.S.A.

A.G. Delannoy, M. Foerster, J. Heideman, G. Riley, K. Rose, S. Spanier, K. Thapa

Texas A&M University, College Station, U.S.A.

O. Bouhali⁷², A. Celik, M. Dalchenko, M. De Mattia, A. Delgado, S. Dildick, R. Eusebi, J. Gilmore, T. Huang, E. Juska, T. Kamon⁷³, R. Mueller, Y. Pakhotin, R. Patel, A. Perloff, L. Perniè, D. Rathjens, A. Safonov, A. Tatarinov, K.A. Ulmer

Texas Tech University, Lubbock, U.S.A.

N. Akchurin, J. Damgov, F. De Guio, C. Dragoiu, P.R. Duderø, J. Faulkner, E. Gurpinar, S. Kunori, K. Lamichhane, S.W. Lee, T. Libeiro, T. Peltola, S. Undleeb, I. Volobouev, Z. Wang

Vanderbilt University, Nashville, U.S.A.

S. Greene, A. Gurrola, R. Janjam, W. Johns, C. Maguire, A. Melo, H. Ni, P. Sheldon, S. Tuo, J. Velkovska, Q. Xu

University of Virginia, Charlottesville, U.S.A.

M.W. Arenton, P. Barria, B. Cox, J. Goodell, R. Hirosky, A. Ledovskoy, H. Li, C. Neu, T. Sinthuprasith, X. Sun, Y. Wang, E. Wolfe, F. Xia

Wayne State University, Detroit, U.S.A.

C. Clarke, R. Harr, P.E. Karchin, J. Sturdy

University of Wisconsin - Madison, Madison, WI, U.S.A.

D.A. Belknap, J. Buchanan, C. Caillol, S. Dasu, L. Dodd, S. Duric, B. Gomber, M. Grothe, M. Herndon, A. Hervé, P. Klabbers, A. Lanaro, A. Levine, K. Long, R. Loveless, T. Perry, G.A. Pierro, G. Polese, T. Ruggles, A. Savin, N. Smith, W.H. Smith, D. Taylor, N. Woods

†: Deceased

1: Also at Vienna University of Technology, Vienna, Austria

2: Also at State Key Laboratory of Nuclear Physics and Technology, Peking University, Beijing, China

3: Also at Institut Pluridisciplinaire Hubert Curien (IPHC), Université de Strasbourg, CNRS/IN2P3, Strasbourg, France

4: Also at Universidade Estadual de Campinas, Campinas, Brazil

5: Also at Universidade Federal de Pelotas, Pelotas, Brazil

6: Also at Université Libre de Bruxelles, Bruxelles, Belgium

7: Also at Deutsches Elektronen-Synchrotron, Hamburg, Germany

8: Also at Universidad de Antioquia, Medellin, Colombia

9: Also at Joint Institute for Nuclear Research, Dubna, Russia

10: Now at Cairo University, Cairo, Egypt

- 11: Also at Fayoum University, El-Fayoum, Egypt
- 12: Now at British University in Egypt, Cairo, Egypt
- 13: Now at Ain Shams University, Cairo, Egypt
- 14: Also at Université de Haute Alsace, Mulhouse, France
- 15: Also at Skobeltsyn Institute of Nuclear Physics, Lomonosov Moscow State University, Moscow, Russia
- 16: Also at CERN, European Organization for Nuclear Research, Geneva, Switzerland
- 17: Also at RWTH Aachen University, III. Physikalisches Institut A, Aachen, Germany
- 18: Also at University of Hamburg, Hamburg, Germany
- 19: Also at Brandenburg University of Technology, Cottbus, Germany
- 20: Also at Institute of Nuclear Research ATOMKI, Debrecen, Hungary
- 21: Also at MTA-ELTE Lendület CMS Particle and Nuclear Physics Group, Eötvös Loránd University, Budapest, Hungary
- 22: Also at Institute of Physics, University of Debrecen, Debrecen, Hungary
- 23: Also at Indian Institute of Technology Bhubaneswar, Bhubaneswar, India
- 24: Also at University of Visva-Bharati, Santiniketan, India
- 25: Also at Indian Institute of Science Education and Research, Bhopal, India
- 26: Also at Institute of Physics, Bhubaneswar, India
- 27: Also at University of Ruhuna, Matara, Sri Lanka
- 28: Also at Isfahan University of Technology, Isfahan, Iran
- 29: Also at Yazd University, Yazd, Iran
- 30: Also at Plasma Physics Research Center, Science and Research Branch, Islamic Azad University, Tehran, Iran
- 31: Also at Università degli Studi di Siena, Siena, Italy
- 32: Also at Purdue University, West Lafayette, U.S.A.
- 33: Also at International Islamic University of Malaysia, Kuala Lumpur, Malaysia
- 34: Also at Malaysian Nuclear Agency, MOSTI, Kajang, Malaysia
- 35: Also at Consejo Nacional de Ciencia y Tecnología, Mexico city, Mexico
- 36: Also at Warsaw University of Technology, Institute of Electronic Systems, Warsaw, Poland
- 37: Also at Institute for Nuclear Research, Moscow, Russia
- 38: Now at National Research Nuclear University 'Moscow Engineering Physics Institute' (MEPhI), Moscow, Russia
- 39: Also at St. Petersburg State Polytechnical University, St. Petersburg, Russia
- 40: Also at University of Florida, Gainesville, U.S.A.
- 41: Also at P.N. Lebedev Physical Institute, Moscow, Russia
- 42: Also at California Institute of Technology, Pasadena, U.S.A.
- 43: Also at Budker Institute of Nuclear Physics, Novosibirsk, Russia
- 44: Also at Faculty of Physics, University of Belgrade, Belgrade, Serbia
- 45: Also at INFN Sezione di Roma; Università di Roma, Roma, Italy
- 46: Also at University of Belgrade, Faculty of Physics and Vinca Institute of Nuclear Sciences, Belgrade, Serbia
- 47: Also at Scuola Normale e Sezione dell'INFN, Pisa, Italy
- 48: Also at National and Kapodistrian University of Athens, Athens, Greece
- 49: Also at Riga Technical University, Riga, Latvia
- 50: Also at Institute for Theoretical and Experimental Physics, Moscow, Russia
- 51: Also at Albert Einstein Center for Fundamental Physics, Bern, Switzerland
- 52: Also at Adiyaman University, Adiyaman, Turkey
- 53: Also at Istanbul Aydin University, Istanbul, Turkey

- 54: Also at Mersin University, Mersin, Turkey
- 55: Also at Cag University, Mersin, Turkey
- 56: Also at Piri Reis University, Istanbul, Turkey
- 57: Also at Gaziosmanpasa University, Tokat, Turkey
- 58: Also at Ozyegin University, Istanbul, Turkey
- 59: Also at Izmir Institute of Technology, Izmir, Turkey
- 60: Also at Marmara University, Istanbul, Turkey
- 61: Also at Kafkas University, Kars, Turkey
- 62: Also at Istanbul Bilgi University, Istanbul, Turkey
- 63: Also at Yildiz Technical University, Istanbul, Turkey
- 64: Also at Hacettepe University, Ankara, Turkey
- 65: Also at Rutherford Appleton Laboratory, Didcot, United Kingdom
- 66: Also at School of Physics and Astronomy, University of Southampton, Southampton, United Kingdom
- 67: Also at Instituto de Astrofísica de Canarias, La Laguna, Spain
- 68: Also at Utah Valley University, Orem, U.S.A.
- 69: Also at Argonne National Laboratory, Argonne, U.S.A.
- 70: Also at Erzincan University, Erzincan, Turkey
- 71: Also at Mimar Sinan University, Istanbul, Istanbul, Turkey
- 72: Also at Texas A&M University at Qatar, Doha, Qatar
- 73: Also at Kyungpook National University, Daegu, Korea