



Measurement of prompt and nonprompt J/ψ production in pp and pPb collisions at $\sqrt{s_{\text{NN}}} = 5.02$ TeV

The CMS Collaboration*

Abstract

This paper reports the measurement of J/ψ meson production in proton-proton (pp) and proton-lead (pPb) collisions at a center-of-mass energy per nucleon pair of 5.02 TeV by the CMS experiment at the LHC. The data samples used in the analysis correspond to integrated luminosities of 28 pb^{-1} and 35 nb^{-1} for pp and pPb collisions, respectively. Prompt and nonprompt J/ψ mesons, the latter produced in the decay of B hadrons, are measured in their dimuon decay channels. Differential cross sections are measured in the transverse momentum range of $2 < p_T < 30 \text{ GeV}/c$, and center-of-mass rapidity ranges of $|y_{\text{CM}}| < 2.4$ (pp) and $-2.87 < y_{\text{CM}} < 1.93$ (pPb). The nuclear modification factor, R_{pPb} , is measured as a function of both p_T and y_{CM} . Small modifications to the J/ψ cross sections are observed in pPb relative to pp collisions. The ratio of J/ψ production cross sections in p-going and Pb-going directions, R_{FB} , studied as functions of p_T and y_{CM} , shows a significant decrease for increasing transverse energy deposited at large pseudorapidities. These results, which cover a wide kinematic range, provide new insight on the role of cold nuclear matter effects on prompt and nonprompt J/ψ production.

Published in the *European Physical Journal C* as doi:10.1140/epjc/s10052-017-4828-3.

1 Introduction

It was suggested three decades ago that quark-gluon plasma (QGP) formation would suppress the yield of J/ψ mesons in high-energy heavy ion collisions, relative to that in proton-proton (pp) collisions, as a consequence of Debye screening of the heavy-quark potential at finite temperature [1]. This QGP signature triggered intense research activity, both experimental and theoretical, on the topic of heavy quarkonium production in nuclear collisions. Experiments at SPS [2, 3], RHIC [4, 5], and the CERN LHC [6, 7] have reported a significant J/ψ suppression in heavy ion collisions compared to the expectation based on pp data. This suppression is found to be larger for more central collisions over a wide range in rapidity (y) and transverse momentum (p_T). In addition, a suppression of different bottomonium states [$Y(1S)$, $Y(2S)$, $Y(3S)$] has been observed at the LHC in lead-lead (PbPb) collisions at a center-of-mass energy per nucleon pair of $\sqrt{s_{NN}} = 2.76$ TeV [8–10], which appears to be consistent with the suggested picture of quarkonium suppression in the QGP [11, 12].

In order to interpret these results unambiguously, it is necessary to constrain the so-called cold nuclear matter effects on quarkonium production, through, e.g., baseline measurements in pPb collisions. Among these effects, parton distribution functions in nuclei (nPDF) are known to differ from those in a free proton and thus influence the quarkonium yields in nuclear collisions. The expected depletion of nuclear gluon density at small values of the momentum fraction (x), an effect known as shadowing, would suppress J/ψ production at forward y , corresponding to the p-going direction in pPb collisions [13, 14]. It has been also suggested that gluon radiation induced by parton multiple scattering in the nucleus can lead to p_T broadening and coherent energy loss, resulting in a significant forward J/ψ suppression in pPb collisions at all available energies [15, 16]. These phenomena can be quantified by the nuclear modification factor, R_{pPb} , defined as the ratio of J/ψ cross sections in pPb collisions over those in pp collisions scaled by the number of nucleons in the Pb ion ($A = 208$), and by the R_{FB} ratio of J/ψ cross sections at forward (p-going direction) over those at backward (Pb-going direction) rapidities.

In addition to prompt J/ψ mesons, directly produced in the primary interaction or from the decay of heavier charmonium states such as $\psi(2S)$ and χ_c , the production of J/ψ mesons includes a nonprompt contribution coming from the later decay of B hadrons, whose production rates are also expected to be affected by cold nuclear matter effects [17, 18]. However, neither high- p_T B mesons nor b quark jets show clear evidence of their cross sections being modified in pPb collisions [19, 20]. In this respect, the nonprompt component of J/ψ production can shed light on the nature of nuclear effects (if any) on bottom-quark production at low p_T .

At the LHC, J/ψ meson production in pPb collisions at $\sqrt{s_{NN}} = 5.02$ TeV has been measured by the ALICE [21, 22], ATLAS [23], and LHCb [24] collaborations. The R_{FB} ratio has been determined as functions of rapidity in the center-of-mass frame, y_{CM} , and p_T . Using an interpolation of the pp production cross sections at the same collision energy, R_{pPb} has also been estimated in Refs. [21, 22, 24] as functions of y_{CM} and p_T . A significant suppression of the prompt J/ψ production in pPb collisions has been observed at forward y_{CM} and low p_T , while no strong nuclear effects are observed at backward y_{CM} .

This paper reports an analysis of J/ψ production in pp and pPb collisions at $\sqrt{s_{NN}} = 5.02$ TeV, using data collected with the CMS detector in 2013 (pPb) and in 2015 (pp). The J/ψ mesons with $2 < p_T < 30$ GeV/ c are measured via their dimuon decay channels in ranges of $|y_{CM}| < 2.4$ in pp and $-2.87 < y_{CM} < 1.93$ in pPb collisions. The corresponding values of x range from 10^{-4} , at forward y_{CM} and low p_T , to 10^{-2} , at backward y_{CM} and higher p_T . Both R_{pPb} and R_{FB} are measured as functions of y_{CM} and p_T . The latter ratio is also studied as a function of the

event activity in pPb collisions, as characterized by the transverse energy deposited in the CMS detector at large pseudorapidities.

2 Experimental setup and event selection

The main feature of the CMS detector is a superconducting solenoid with an internal diameter of 6 m, providing a magnetic field of 3.8 T. Within the field volume are the silicon pixel and strip tracker, the crystal electromagnetic calorimeter, and the brass and scintillator hadronic calorimeter. The silicon pixel and strip tracker measures charged particle trajectories in the pseudorapidity range of $|\eta| < 2.5$. It consists of 66 M pixel and 10 M strip sensor elements. Muons are detected in the range of $|\eta| < 2.4$, with detection planes based on three technologies: drift tubes, cathode strip chambers, and resistive plate chambers. The CMS apparatus also has extensive forward calorimetry, including two steel and quartz-fiber Cherenkov hadron forward (HF) calorimeters, which cover $2.9 < |\eta| < 5.2$. These detectors are used for online event selection and the impact parameter characterization of the events in pPb collisions, where the term impact parameter refers to the transverse distance between the two centers of the colliding hadrons. A more detailed description of the CMS detector, together with a definition of the coordinate system used and the relevant kinematic variables, can be found in Ref. [25].

The pPb data set used in this analysis corresponds to an integrated luminosity of 34.6 nb^{-1} . The beam energies are 4 TeV for p, and 1.58 TeV per nucleon for the Pb nuclei, resulting in $\sqrt{s_{\text{NN}}} = 5.02 \text{ TeV}$. The direction of the higher-energy p beam was initially set up to be clockwise, and was reversed after 20.7 nb^{-1} . As a result of the beam energy difference, the nucleon-nucleon center-of-mass in pPb collisions is not at rest with respect to the laboratory frame. Massless particles emitted at $|\eta_{\text{CM}}| = 0$ in the nucleon-nucleon center-of-mass frame are detected at $\eta_{\text{lab}} = -0.465$ for the first run period (clockwise p beam) and $+0.465$ for the second run period (counterclockwise p beam) in the laboratory frame; the region $-2.87 < y_{\text{CM}} < 1.93$ is thus probed by flipping the η of one data set so that the p-going direction is always toward positive y_{CM} . The pp data set is also collected at the same collision energy with an integrated luminosity of 28.0 pb^{-1} . In this sample, J/ψ mesons are measured over $|y_{\text{CM}}| < 2.4$.

In order to remove beam-related background such as beam-gas interactions, inelastic hadronic collisions are selected by requiring a coincidence of at least one of the HF calorimeter towers with more than 3 GeV of total energy on each side of the interaction point. This requirement is not present in pp collisions which suffer less from photon-induced interactions compared to pPb collisions. The pp and pPb events are further selected to have at least one reconstructed primary vertex composed of two or more associated tracks, excluding the two muons from the J/ψ candidates, within 25 cm from the nominal interaction point along the beam axis and within 2 cm in its transverse plane. To reject beam-scraping events, the fraction of good-quality tracks associated with the primary vertex is required to be larger than 25% when there are more than 10 tracks per event.

In pPb collisions, an additional filter [26] is applied to remove events containing multiple interactions per bunch crossing (pileup). After the selection, the residual fraction of pileup events is reduced from 3% to less than 0.2%. This pileup rejection results in a 4.1% signal loss, which is corrected for in the cross section measurements. Since pileup only affects the event activity dependence in pPb results, no filter is applied in pp results.

Dimuon events are selected by the level-1 trigger, a hardware-based trigger system requiring two muon candidates in the muon detectors with no explicit limitations in p_{T} or y . In the offline analysis, muons are required to be within the following kinematic regions, which ensure single-

muon reconstruction efficiencies above 10%:

$$\begin{aligned}
 p_T^\mu &> 3.3 \text{ GeV}/c && \text{for } |\eta_{\text{lab}}^\mu| < 1.2, \\
 p_T^\mu &> (4.0 - 1.1|\eta_{\text{lab}}^\mu|) \text{ GeV}/c && \text{for } 1.2 \leq |\eta_{\text{lab}}^\mu| < 2.1, \\
 p_T^\mu &> 1.3 \text{ GeV}/c && \text{for } 2.1 \leq |\eta_{\text{lab}}^\mu| < 2.4.
 \end{aligned} \tag{1}$$

The muon pairs are further selected to be of opposite charge, to originate from a common vertex with a χ^2 probability greater than 1%, and to match standard identification criteria [27].

Simulated events are used to obtain the correction factors for acceptance and efficiency. The Monte Carlo (MC) samples of J/ψ mesons are generated using PYTHIA 8.209 [28] for pp and PYTHIA 6.424 [29] for pPb collisions. Generated particles in the pPb simulation are boosted by $\Delta y = \pm 0.465$ to account for the asymmetry of p and Pb beams in the laboratory frame. Samples for prompt and nonprompt J/ψ mesons are independently produced using the D6T [30] and Z2 [31] tunes, respectively. In the absence of experimental information on quarkonium polarization in pp and pPb collisions at $\sqrt{s} = 5.02$ TeV, it is assumed that prompt J/ψ mesons are produced unpolarized, as observed in pp collisions at $\sqrt{s} = 7$ TeV [32–34]. The nonprompt J/ψ sample includes the polarization ($\lambda_\theta \approx -0.4$) determined from a measurement of the exclusive B hadron decays (B^+ , B^0 , and B_s^0) as implemented in EVTGEN 9.1 [35]. The pPb measurements might be affected by physics processes with strong kinematic dependence within an analysis bin, e.g., polarization or energy loss. Such possible physics effects on the final cross sections are not included in the systematic uncertainties, as was done in the previous analyses [8, 9]. The QED final-state radiation from muons is simulated with PHOTOS 215.5 [36]. Finally, the CMS detector response is simulated using GEANT4 [37].

3 Analysis procedure

3.1 Differential cross section, R_{pPb} , and R_{FB}

In this paper, three observables analyzed in J/ψ meson decays to muon pairs are reported. First, the cross sections are determined based on

$$\mathcal{B}(J/\psi \rightarrow \mu^+ \mu^-) \frac{d^2\sigma}{dp_T dy_{\text{CM}}} = \frac{N_{\text{Fit}}^{J/\psi} / (\text{Acc } \varepsilon)}{\mathcal{L}_{\text{int}} \Delta p_T \Delta y_{\text{CM}}}, \tag{2}$$

where $\mathcal{B}(J/\psi \rightarrow \mu^+ \mu^-)$ is the branching fraction to the $\mu^+ \mu^-$ channel [38], $N_{\text{Fit}}^{J/\psi}$ is the extracted raw yield of J/ψ mesons in a given (p_T, y_{CM}) bin, $(\text{Acc } \varepsilon)$ represents the dimuon acceptance times efficiency described in Section 3.3, and \mathcal{L}_{int} is the integrated luminosity with the values of $(28.0 \pm 0.6) \text{ pb}^{-1}$ for pp [39] and $(34.6 \pm 1.2) \text{ nb}^{-1}$ for pPb [40] collisions.

The cross sections are measured in up to nine bins in p_T ([2,3], [3,4] [4,5], [5,6.5], [6.5,7.5], [7.5,8.5], [8.5,10], [10,14], [14,30] GeV/c), with the minimum p_T values varying with y_{CM} ranges as shown in Table 1.

The second observable considered is the nuclear modification factor, calculated as

$$R_{\text{pPb}}(p_T, y_{\text{CM}}) = \frac{(d^2\sigma/dp_T dy_{\text{CM}})_{\text{pPb}}}{A(d^2\sigma/dp_T dy_{\text{CM}})_{\text{pp}}}, \tag{3}$$

where $A = 208$ is the number of nucleons in the Pb nucleus.

Table 1: Rapidity intervals and associated minimum p_T values for the J/ψ cross section measurements in pp and pPb collisions.

y_{CM}	Minimum p_T (GeV/c)	
	pp	pPb
$1.93 < y_{\text{CM}} < 2.4$	2	N/A
$1.5 < y_{\text{CM}} < 1.93$	4	2
$0.9 < y_{\text{CM}} < 1.5$	6.5	4
$0 < y_{\text{CM}} < 0.9$	6.5	6.5
$-0.9 < y_{\text{CM}} < 0$	6.5	6.5
$-1.5 < y_{\text{CM}} < -0.9$	6.5	6.5
$-1.93 < y_{\text{CM}} < -1.5$	4	5
$-2.4 < y_{\text{CM}} < -1.93$	2	4
$-2.87 < y_{\text{CM}} < -2.4$	N/A	2

The third measurement is the forward-to-backward production ratio for pPb collisions, defined for positive y_{CM} by

$$R_{\text{FB}}(p_T, y_{\text{CM}} > 0) = \frac{d^2\sigma(p_T, y_{\text{CM}})/dp_T dy_{\text{CM}}}{d^2\sigma(p_T, -y_{\text{CM}})/dp_T dy_{\text{CM}}}. \quad (4)$$

This variable is a sensitive probe of the dynamics of J/ψ production by comparing nuclear effects in the forward and the backward y_{CM} hemispheres, since $R_{\text{FB}}(p_T, y_{\text{CM}})$ is equivalent to $R_{\text{pPb}}(p_T, y_{\text{CM}})/R_{\text{pPb}}(p_T, -y_{\text{CM}})$. In addition, several uncertainties cancel in the R_{FB} ratio, such as those from the integrated luminosity determination. The minimum p_T values for the R_{FB} measurement are 5 GeV/c for $1.5 < |y_{\text{CM}}| < 1.93$, and 6.5 GeV/c for $|y_{\text{CM}}| < 1.5$. The ratio R_{FB} is also analyzed as a function of $E_{\text{T}}^{\text{HF}|\eta|>4}$, the transverse energy deposited on both sides of the collisions in the HF calorimeters within the $4 < |\eta| < 5.2$ range. This energy is related to the impact parameter of the collision. In Table 2, the mean value of $E_{\text{T}}^{\text{HF}|\eta|>4}$ and the fraction of events for each bin used in the analysis are computed from minimum bias pPb events.

Table 2: Ranges of forward transverse energy, $E_{\text{T}}^{\text{HF}|\eta|>4}$, their mean values, and associated fractions of pPb events that fall into each category.

$E_{\text{T}}^{\text{HF} \eta >4}$ (GeV)	$\langle E_{\text{T}}^{\text{HF} \eta >4} \rangle$	Fraction
0–20	9.4	73%
20–30	24.3	18%
>30	37.2	9%

3.2 Signal extraction

The signal extraction procedure is similar to that in previous CMS analyses of pp [41, 42] and PbPb [6] collisions. The prompt J/ψ mesons are separated from those coming from B hadron decays by virtue of the pseudo-proper decay length, $\ell_{J/\psi} = L_{xy} m_{J/\psi} / p_T$, where L_{xy} is the transverse distance between the primary and secondary dimuon vertices in the laboratory frame, $m_{J/\psi}$ is the mass of the J/ψ meson, and p_T is the dimuon transverse momentum. For each p_T , y_{CM} , and event activity bin, the fraction of nonprompt J/ψ mesons (*b fraction*) is evaluated through an extended unbinned maximum likelihood fit to the invariant mass spectrum and $\ell_{J/\psi}$ distributions of $\mu^+\mu^-$ pairs, sequentially. The invariant mass spectrum is fitted first, and some parameters are initialized and/or fixed. Then, the $\ell_{J/\psi}$ distribution is fitted.

For the dimuon invariant mass distributions, the shape of the J/ψ signal is modeled by the sum of a Gaussian function and a Crystal Ball (CB) function [43], with common mean values and

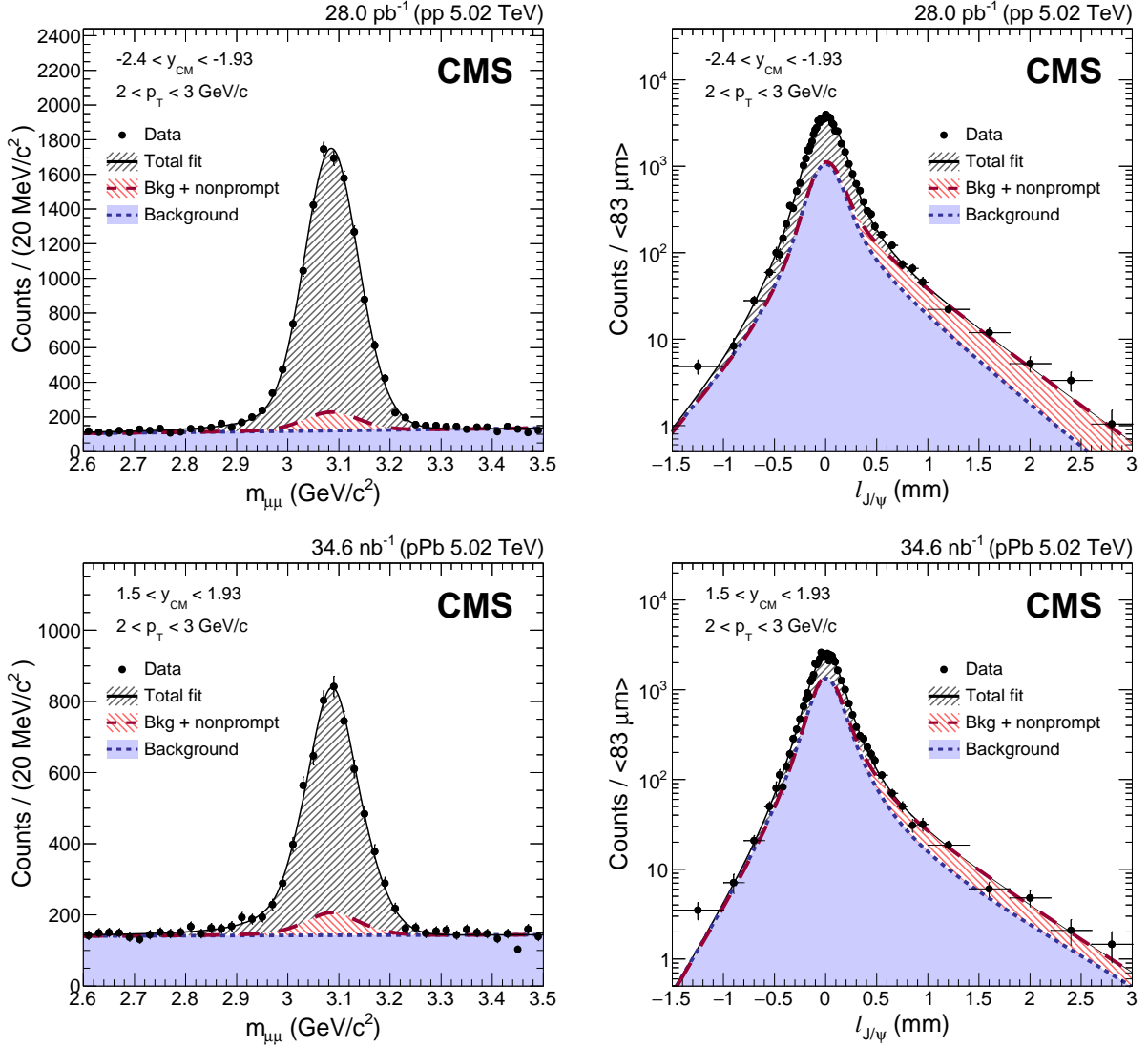


Figure 1: Examples of the invariant mass (left) and pseudo-proper decay length (right) distributions of $\mu^+\mu^-$ pairs for pp (upper) and pPb (lower) collisions. The bin widths of $\ell_{J/\psi}$ distributions vary from 15 to 500 μm , with the averaged value of 83 μm . The projections of the 2D fit function onto the respective axes are overlaid as solid lines. The long-dashed lines show the fitted contribution of nonprompt J/ψ mesons. The fitted background contributions are shown by short-dashed lines.

independent widths, in order to accommodate the rapidity-dependent mass resolution. The CB function combines a Gaussian core with a power-law tail using two parameters n_{CB} and α_{CB} , to describe final-state QED radiation of muons. Because the two parameters are strongly correlated, the value of n_{CB} is fixed at 2.1, while the α_{CB} is a free parameter of the fit. This configuration gives the highest fit probability for data, in every (p_T, y_{CM}) bin, when various settings of α_{CB} and n_{CB} are tested. The invariant mass distribution of the underlying continuum background is represented by an exponential function.

For the $\ell_{J/\psi}$ distributions, the prompt signal $\ell_{\text{component}}$ is represented by a resolution function, which depends on the per-event uncertainty in the $\ell_{J/\psi}$ provided by the reconstruction algorithm of primary and secondary vertices. The resolution function is composed of the sum of

two Gaussian functions. A Gaussian with a narrower width (σ_{narrow}) describes the core of the signal component, while another with a greater width (σ_{wide}) accounts for the effect of uncertainties in the primary vertex determination and has a fixed value based on MC simulations. The $\ell_{J/\psi}$ distribution of the nonprompt component is modeled by an exponential decay function convolved with a resolution function. The continuum background component is modeled by the sum of three exponential decay functions, a normal one on one side $\ell_{J/\psi} > 0$, a flipped one on the other side $\ell_{J/\psi} < 0$, and a double-sided one, which are also convolved with a resolution function. The parameters describing the $\ell_{J/\psi}$ distributions of the background are determined from sidebands in the invariant mass distribution $2.6 < m_{\mu\mu} < 2.9 \text{ GeV}/c^2$ and $3.3 < m_{\mu\mu} < 3.5 \text{ GeV}/c^2$. The results are insensitive to the selection of sideband ranges.

For pPb analysis, two data sets corresponding to each beam direction are merged and fitted together, after it is determined that the results are compatible with those from a separate analysis, performed over each data set. Figure 1 shows examples of fit projections onto the mass (left) and $\ell_{J/\psi}$ (right) axes for muon pairs with $2 < p_T < 3 \text{ GeV}/c$ in $-2.4 < y_{\text{CM}} < -1.93$ from pp (upper), and in $1.5 < y_{\text{CM}} < 1.93$ from pPb (lower) collisions.

3.3 Corrections

The acceptance and reconstruction, identification, and trigger efficiency corrections are evaluated from the MC simulation described in Section 2. The acceptance is estimated by the fraction of generated J/ψ mesons in each (p_T, y_{CM}) bin, decaying into two muons, each within the fiducial phase space defined in Eq. (1).

In order to compensate for imperfections in the simulation-based efficiencies, an additional scaling factor is applied, calculated with a *tag-and-probe* (T&P) method [44]. The tag muons require tight identification, and the probe muons are selected with and without satisfying the selection criteria relevant to the efficiency being measured. Then, invariant mass distributions of tag and probe pairs in the J/ψ mass range are fitted to count the number of signals in the two groups. The single-muon efficiencies are deduced from the ratio of J/ψ mesons in the passing-probe over all-probe group. The data-to-simulation ratios of single-muon efficiencies are used to correct the dimuon efficiencies, taking the kinematic distributions of decayed muons into account. The dimuon efficiency weights evaluated by the T&P method are similar for pp and pPb events and range from 0.98 to 1.90, with the largest one coming from the lowest p_T bin. The efficiencies are independent of the event activity, as verified by pPb data and in a PYTHIA sample embedded in simulated pPb events generated by HIJING 1.383 [45].

In addition, the shape of the uncorrected distributions of J/ψ yield versus p_T in data and MC samples are observed to be different. To resolve the possible bias in acceptance and efficiency corrections, the data-to-simulation ratios are fitted by empirical functions and used to reweight the p_T spectra in MC samples for each y_{CM} bin. The effect of reweighting on the acceptance and efficiency is detailed in the next Section.

3.4 Systematic uncertainties

The following sources of systematic uncertainties are considered: fitting procedure, acceptance and efficiency corrections, and integrated luminosities.

To estimate the systematic uncertainty due to the fitting procedure, variations of the parameters or alternative fit functions have been considered for the invariant mass and $\ell_{J/\psi}$ distributions. For the signal shape in the invariant mass distributions, three alternative parameter settings are tested: (1) α_{CB} is set to 1.7, averaged from the default fit, and n_{CB} free, (2) both α_{CB} and n_{CB} are

left free, and (3) both are obtained from a MC template and then fixed when fit to the data. The maximum deviation of yields among these three variations is quoted as the uncertainty. For the background fit of the invariant mass distributions, a first-order polynomial is used as an alternative. For the shape of $\ell_{J/\psi}$ distribution of prompt J/ψ mesons, two alternatives are studied: (1) both σ_{wide} and σ_{narrow} are left free, and (2) both parameters are fixed to the MC templates. The maximum deviation of yields is taken as the uncertainty. Finally, for the $\ell_{J/\psi}$ distribution shape of nonprompt J/ψ mesons, the template shape is directly taken from reconstructed MC events. The uncertainties from the previously mentioned methods are 0.7–5.0% for prompt and 1.1–36.3% for nonprompt J/ψ mesons. They are larger for the shape variations in the $\ell_{J/\psi}$ than in the invariant mass distributions, especially for nonprompt J/ψ mesons.

For the uncertainties from acceptance and efficiency correction factors, the effect of reweighting the p_T spectrum of events generated by PYTHIA generator as described in Section 3.3 is considered. The deviation of the correction factors obtained from the default PYTHIA spectra and those from data-based weighted spectra is less than 2.9% across all kinematic ranges. The full deviation values are quoted as the systematic uncertainties. The determination of uncertainties for T&P corrections is performed by propagating the uncertainties in single-muon efficiencies to the dimuon efficiency values. The systematic uncertainties are evaluated by varying the fit conditions in the T&P procedure, and the statistical uncertainties are estimated using a fast parametric simulation. The total uncertainty from T&P corrections is obtained by the quadratic sum of two sources. Uncertainties from the efficiency correction, including the T&P uncertainties, range from 2.4 to 6.1%, and tend to be larger for lower p_T . The uncertainty in the integrated luminosities (2.3% for pp [39] and 3.5% for pPb [40]) is correlated across all data points and affects only the production cross sections and R_{pPb} , while it cancels out in the R_{FB} measurements.

Table 3 summarizes systematic uncertainties considered in this analysis. The range refers to different (p_T, y_{CM}) bins; the uncertainties tend to be lower at high p_T and midrapidity, and higher at low p_T and forward or backward y_{CM} . The larger uncertainties of the nonprompt J/ψ yields come from the signal extraction in their lowest p_T bin, 2–3 GeV/ c . In the case of the R_{pPb} measurements with a p_T limit of 4 GeV/ c , maximum uncertainties for nonprompt J/ψ mesons are 12.7% for pp and 12.8% for pPb collisions. The total systematic uncertainty is evaluated as the quadratic sum of the uncertainties from all sources in each kinematic bin, except for those from the integrated luminosity determination.

Table 3: Summary of the relative systematic uncertainties for the cross section measurements, given in percentages, for prompt and nonprompt J/ψ mesons in pp and pPb collisions.

	Prompt J/ψ		Nonprompt J/ψ	
	pp	pPb	pp	pPb
Signal extraction	0.8–3.2	0.7–5.0	2.0–36.3	1.1–29.5
Efficiency	2.4–4.4	2.4–6.1	2.4–4.3	2.4–6.1
Acceptance	0.0–2.3	0.0–1.2	0.0–1.3	0.0–1.3
Integrated luminosity	2.3	3.5	2.3	3.5
Total	2.7–5.3	2.8–7.1	3.4–36.5	3.3–30.1

4 Results

4.1 Prompt J/ψ mesons

Figure 2 shows the double-differential prompt J/ψ production cross sections multiplied by the dimuon branching fraction in pp (left) and pPb (right) collisions, with data points plotted at

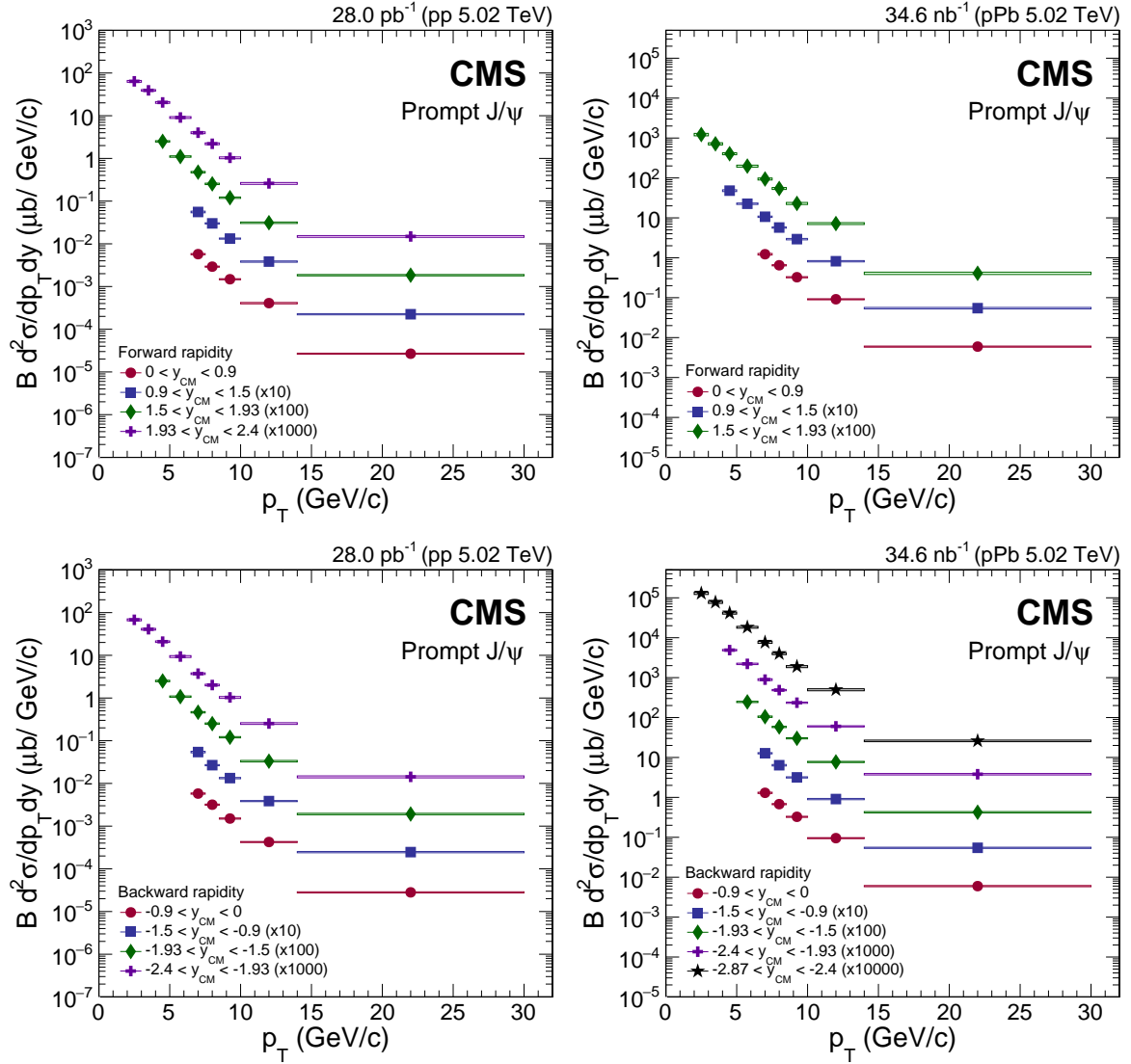


Figure 2: Differential cross section (multiplied by the dimuon branching fraction) of prompt J/ψ mesons in pp (left) and pPb (right) collisions at forward (upper) and backward (lower) y_{CM} . The vertical bars (smaller than the symbols in most cases) represent the statistical uncertainties and the shaded boxes show the systematic uncertainties. The fully correlated global uncertainty from the integrated luminosity determination, 2.3% for pp and 3.5% for pPb collisions, is not included in the point-by-point uncertainties.

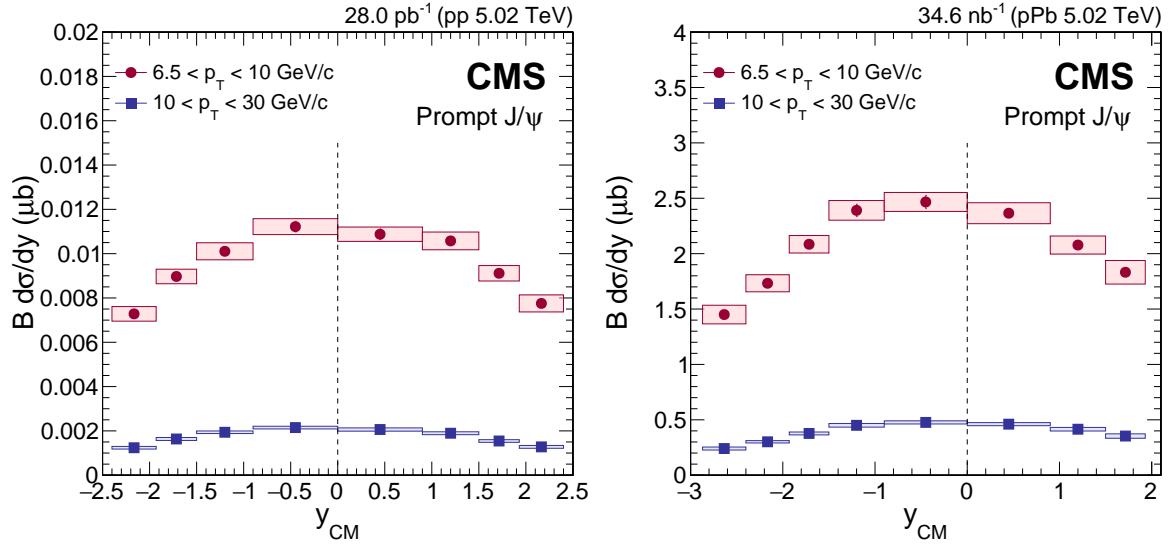


Figure 3: Rapidity dependence of the cross section (multiplied by the dimuon branching fraction) for prompt J/ψ mesons in the p_T intervals of $6.5 < p_T < 10 \text{ GeV}/c$ (circles) and $10 < p_T < 30 \text{ GeV}/c$ (squares) in pp (left) and pPb (right) collisions. The vertical dashed line indicates $y_{\text{CM}} = 0$. The vertical bars (smaller than the symbols in most cases) represent the statistical uncertainties and the shaded boxes show the systematic uncertainties. The fully correlated global uncertainty from the integrated luminosity determination, 2.3% for pp and 3.5% for pPb collisions, is not included in the point-by-point uncertainties.

the center of each bin. Statistical uncertainties are displayed as vertical bars, while boxes that span the p_T bin width represent systematic uncertainties. Not shown is a global normalization uncertainty of 2.3% in pp and 3.5% in pPb collisions arising from the integrated luminosity determination.

Prompt J/ψ y_{CM} distributions are shown in Fig. 3 in pp (left) and pPb (right) collisions. The measurements are integrated over two p_T intervals, $6.5 < p_T < 10 \text{ GeV}/c$ (low p_T) and $10 < p_T < 30 \text{ GeV}/c$ (high p_T).

The p_T dependence of prompt J/ψ R_{pPb} is shown in Fig. 4, in seven y_{CM} ranges for which pp and pPb measurements overlap. Around midrapidity ($|y_{\text{CM}}| < 0.9$) and in the three backward y_{CM} bins (lower panels), R_{pPb} is slightly above unity without a clear dependence on p_T . In the most forward bin ($1.5 < y_{\text{CM}} < 1.93$), suppression at low p_T ($\lesssim 7.5 \text{ GeV}/c$) is observed, followed by a weak increase of R_{pPb} at higher p_T . The results are compared to three model calculations. One is based on the next-to-leading order (NLO) Color Evaporation Model [14] using the EPS09 [46] nPDF set. The other two are calculated from the nPDF sets of EPS09 and nCTEQ15 [47], respectively, with the parameterization of $2 \rightarrow 2$ partonic scattering process based on data, as described in Ref. [48]. All three R_{pPb} calculations are marginally lower than the measured values across all y_{CM} bins. The calculations based on coherent energy loss are not yet available to describe quarkonium production at large p_T ($\gtrsim m_{J/\psi}$); therefore, no comparison of the present data with the model [15] is performed.

It is worth noting that the R_{pPb} values measured in the most forward ($1.5 < y_{\text{CM}} < 1.93$) and backward ($-2.4 < y_{\text{CM}} < -1.93$) regions are consistent, in the overlapping p_T intervals ($4 < p_T < 8 \text{ GeV}/c$), with the inclusive J/ψ results of the ALICE collaboration [21, 22] over $2.03 < y_{\text{CM}} < 3.53$ and $-4.46 < y_{\text{CM}} < -2.96$, obtained using an interpolated pp cross section reference. Although the ALICE results are for inclusive J/ψ mesons, the nonprompt contribu-

tion is expected to be relatively small ($< 20\%$) in the domain $p_T < 8 \text{ GeV}/c$.

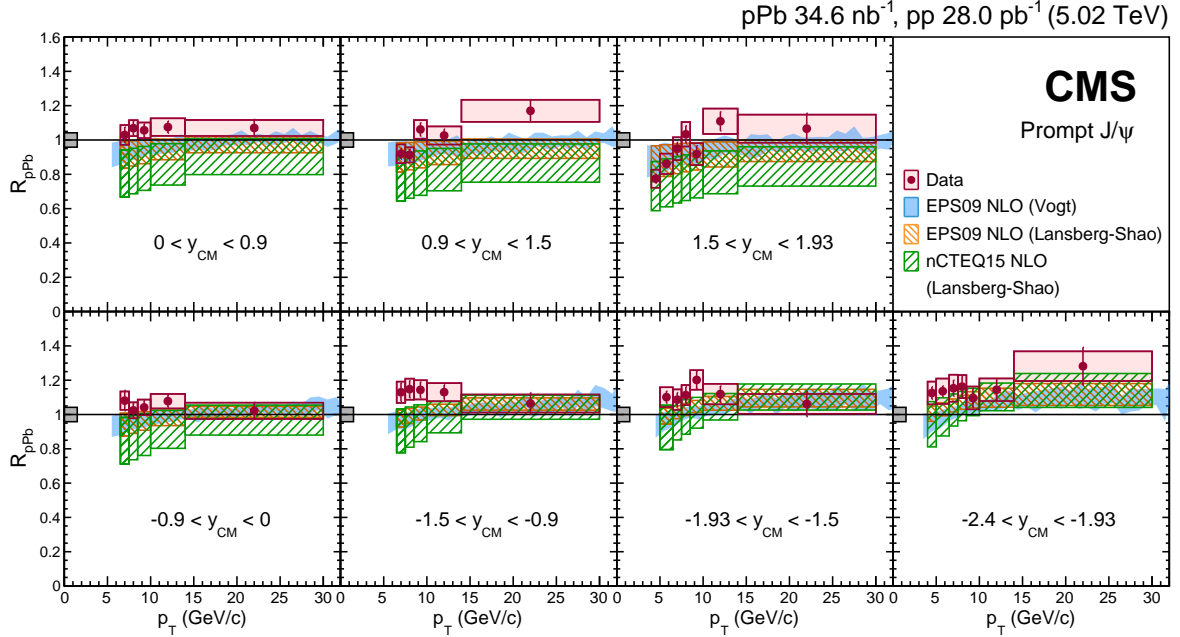


Figure 4: Transverse momentum dependence of R_{pPb} for prompt J/ψ mesons in seven y_{CM} ranges. The vertical bars represent the statistical uncertainties and the shaded boxes show the systematic uncertainties. The fully correlated global uncertainty of 4.2% is displayed as a gray box at $R_{pPb} = 1$ next to the left axis. The predictions of shadowing models based on the parameterizations EPS09 and nCTEQ15 [14, 46–48] are also shown.

Figure 5 displays the y_{CM} dependence of prompt J/ψ R_{pPb} in the low- p_T (left) and the high- p_T (right) regions corresponding to the same p_T bins used in Fig. 3. In the high- p_T region, R_{pPb} is above unity over the whole y_{CM} range. In the lower- p_T region, a decrease of R_{pPb} for increasing y_{CM} is suggested. The same theoretical predictions shown in Fig. 4 are overlaid. In contrast to the measurement of J/ψ mesons in PbPb collisions [6], no significant deviation from unity is observed in the p_T and y_{CM} ranges studied here. This suggests that the strong suppression of J/ψ production in PbPb collisions is an effect of QGP formation.

The forward-to-backward ratio of pPb cross sections, R_{FB} , in three y_{CM} ranges is displayed as a function of p_T for prompt J/ψ mesons in Fig. 6. The R_{FB} tends to be below unity at low $p_T \lesssim 7.5 \text{ GeV}/c$ and forward $|y_{CM}| > 0.9$. In the $6.5 < p_T < 10 \text{ GeV}/c$ bin, an indication of decrease of R_{FB} with increasing y_{CM} is observed. The results are in agreement with the measurements from the ATLAS [23], ALICE [21, 22], and LHCb [24] collaborations.

Figure 7 shows R_{FB} as a function of $E_T^{\text{HF}|\eta|>4}$ for prompt J/ψ mesons in three y_{CM} ranges. The data are integrated over $6.5 < p_T < 30 \text{ GeV}/c$; a lower- p_T bin, $5 < p_T < 6.5 \text{ GeV}/c$, is shown in addition for the most forward-backward interval, $1.5 < |y_{CM}| < 1.93$. The value of R_{FB} decreases as a function of $E_T^{\text{HF}|\eta|>4}$, suggesting that the effects that cause the asymmetry between the forward-to-backward production are larger in events with more hadronic activity.

4.2 Nonprompt J/ψ mesons

The same distributions and observables discussed in Section 4.1 have been investigated for the nonprompt J/ψ meson samples. Differential cross sections are plotted as functions of p_T and y_{CM} in Figs. 8 and 9, respectively, using the same binning as for prompt J/ψ mesons.

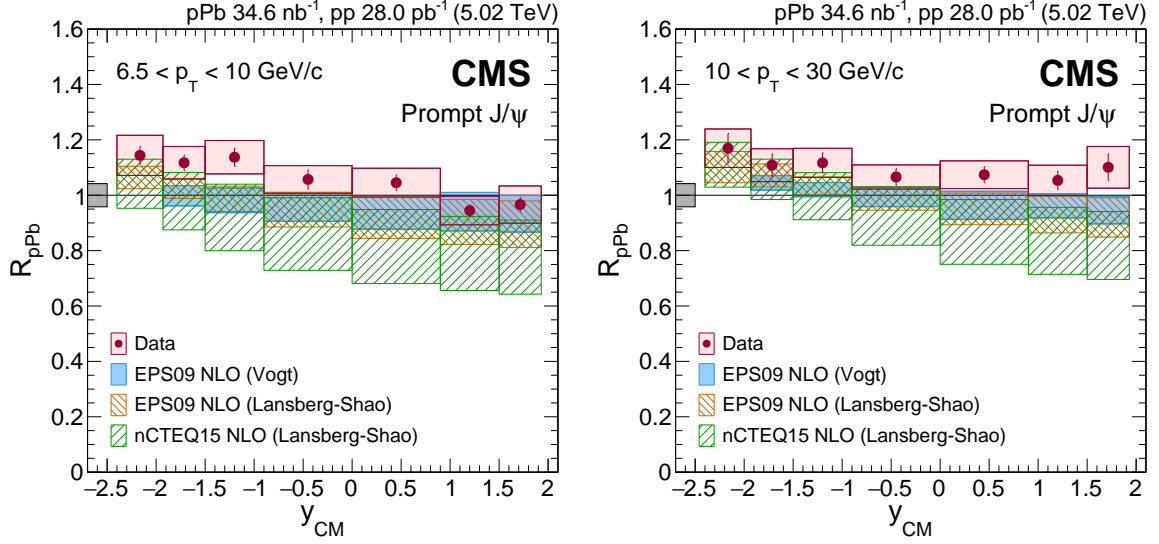


Figure 5: Rapidity dependence of R_{pPb} for prompt J/ψ mesons in two p_T ranges: $6.5 < p_T < 10$ GeV/c (left) and $10 < p_T < 30$ GeV/c (right). The vertical bars represent the statistical uncertainties and the shaded boxes show the systematic uncertainties. The fully correlated global uncertainty of 4.2% is displayed as a gray box at $R_{pPb} = 1$ next to the left axis. The predictions of shadowing models based on the parameterizations EPS09 and nCTEQ15 [14, 46–48] are also shown.

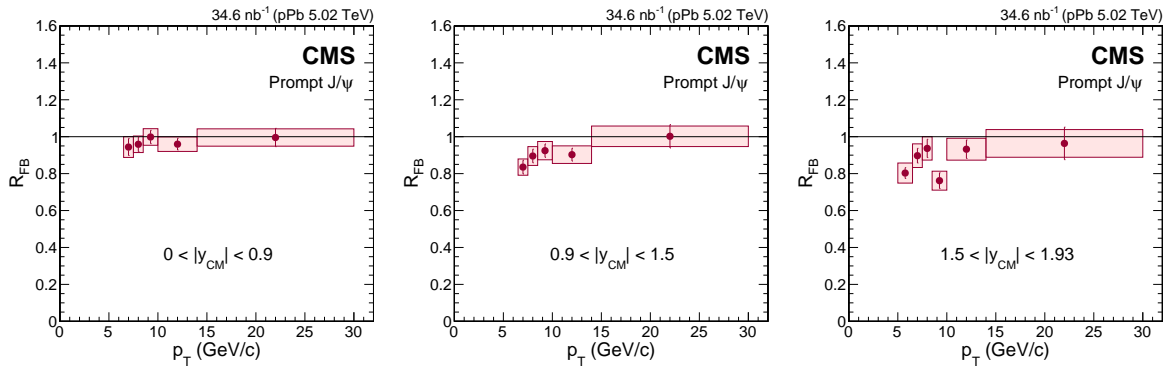


Figure 6: Transverse momentum dependence of R_{FB} for prompt J/ψ mesons in three y_{CM} regions. The vertical bars represent the statistical uncertainties and the shaded boxes show the systematic uncertainties.

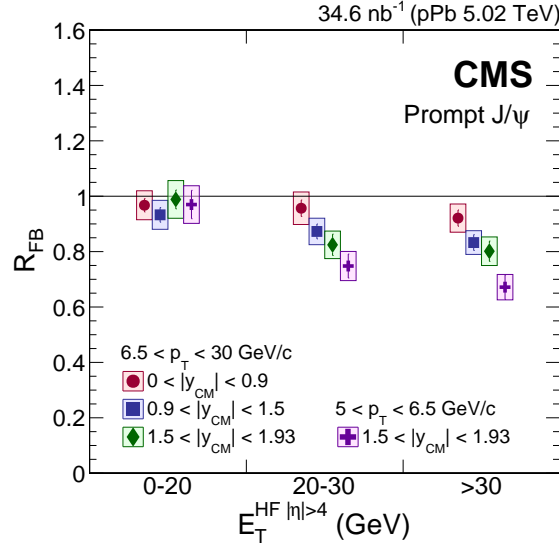


Figure 7: Dependence of R_{FB} for prompt J/ψ mesons on the hadronic activity in the event, given by the transverse energy deposited in the CMS detector at large pseudorapidities $E_T^{\text{HF}|\eta|>4}$. Data points are slightly shifted horizontally so that they do not overlap. The vertical bars represent the statistical uncertainties and the shaded boxes show the systematic uncertainties.

The measurement of R_{pPb} for nonprompt J/ψ mesons shown in Fig. 10 as a function of p_T is compatible with unity in all y_{CM} bins. The somewhat larger uncertainties, however, make it difficult to draw firm conclusions for the nonprompt J/ψ production. The y_{CM} dependence of nonprompt J/ψ R_{pPb} integrated in the low- and high- p_T regions is shown in Fig. 11. In all y_{CM} bins, R_{pPb} is consistent with unity although the data hint at a rapidity dependence for R_{pPb} in the low p_T region, as found in the prompt J/ψ meson production (Fig. 5).

Figures 12 and 13 show the p_T and $E_T^{\text{HF}|\eta|>4}$ dependence of nonprompt J/ψ R_{FB} , respectively. The R_{FB} ratios seem to increase slightly with p_T from $\sim 0.8 \pm 0.1$ to $\sim 1.0 \pm 0.1$ in all y_{CM} bins. The results are consistent with those from the ATLAS [23] and LHCb [24] collaborations within uncertainties. As seen for prompt J/ψ meson production, R_{FB} for nonprompt J/ψ meson production decreases with $E_T^{\text{HF}|\eta|>4}$, indicating the presence of different nuclear effects at forward than at backward y_{CM} in the regions with the greatest event activity.

5 Summary

Proton-proton (pp) and proton-lead (pPb) data at $\sqrt{s_{NN}} = 5.02$ TeV collected with the CMS detector are used to investigate the production of prompt and nonprompt J/ψ mesons and its possible modification due to cold nuclear matter effects. Double-differential cross sections, as well as the nuclear modification factor R_{pPb} and forward-to-backward production ratio R_{FB} , are reported as functions of the J/ψ p_T and y_{CM} .

The R_{pPb} values for prompt J/ψ mesons are above unity in mid- and backward y_{CM} intervals analyzed ($-2.4 < y_{CM} < 0.9$), with a possible depletion in the most forward bin at low $p_T \lesssim 7.5$ GeV/c. In the case of nonprompt J/ψ meson production, R_{pPb} is compatible with unity in all y_{CM} bins. The prompt J/ψ R_{FB} is below unity for $p_T \lesssim 7.5$ GeV/c and forward $|y_{CM}| > 0.9$, but is consistent with unity for $p_T \gtrsim 10$ GeV/c. For nonprompt J/ψ mesons, R_{FB} tends to be below unity at $p_T \lesssim 7.5$ GeV/c and increases for higher p_T , but with slightly larger uncertainties. The dependence of R_{FB} on the hadronic activity in pPb events has been studied through the

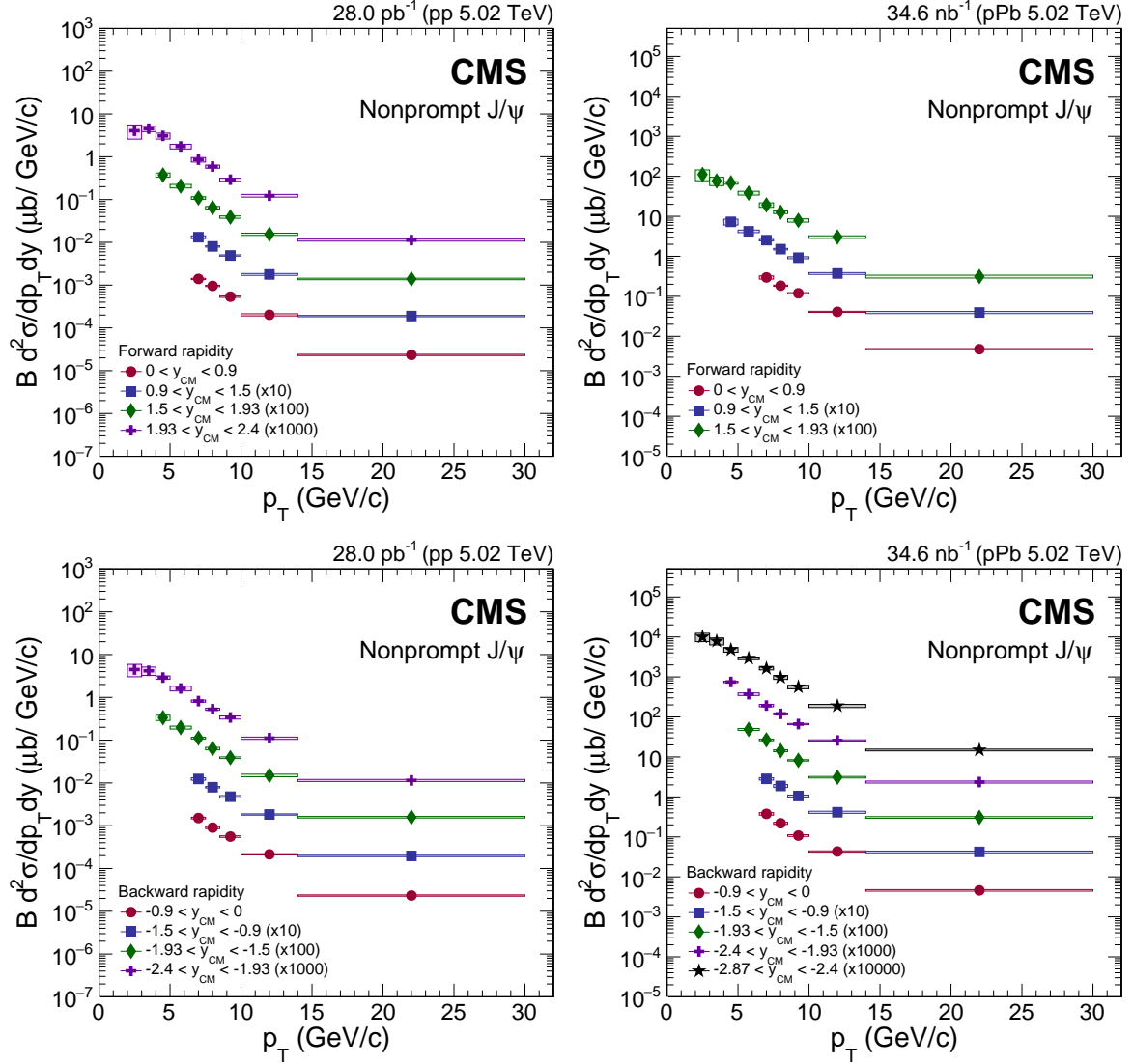


Figure 8: Differential cross section (multiplied by the dimuon branching fraction) of nonprompt J/ψ mesons in pp (left) and pPb (right) collisions at forward (upper) and backward (lower) y_{CM} . The vertical bars (smaller than the symbols in most cases) represent the statistical uncertainties and the shaded boxes show the systematic uncertainties. The fully correlated global uncertainty from the integrated luminosity determination, 2.3% for pp and 3.5% for pPb collisions, is not included in the point-by-point uncertainties.

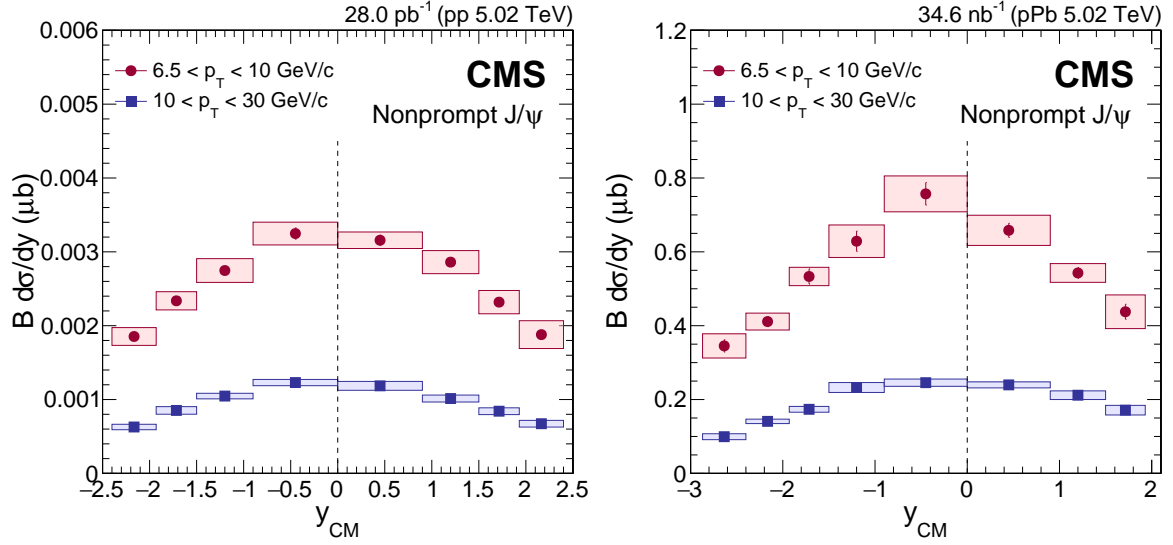


Figure 9: Rapidity dependence of the cross section (multiplied by the dimuon branching fraction) for nonprompt J/ψ mesons in the p_T intervals of $6.5 < p_T < 10 \text{ GeV}/c$ (circles) and $10 < p_T < 30 \text{ GeV}/c$ (squares) in pp (left) and pPb (right) collisions. The vertical dashed line indicates $y_{\text{CM}} = 0$. The vertical bars (smaller than the symbols in most cases) represent the statistical uncertainties and the shaded boxes show the systematic uncertainties. The fully correlated global uncertainty from the integrated luminosity determination, 2.3% for pp and 3.5% for pPb collisions, is not included in the point-by-point uncertainties.

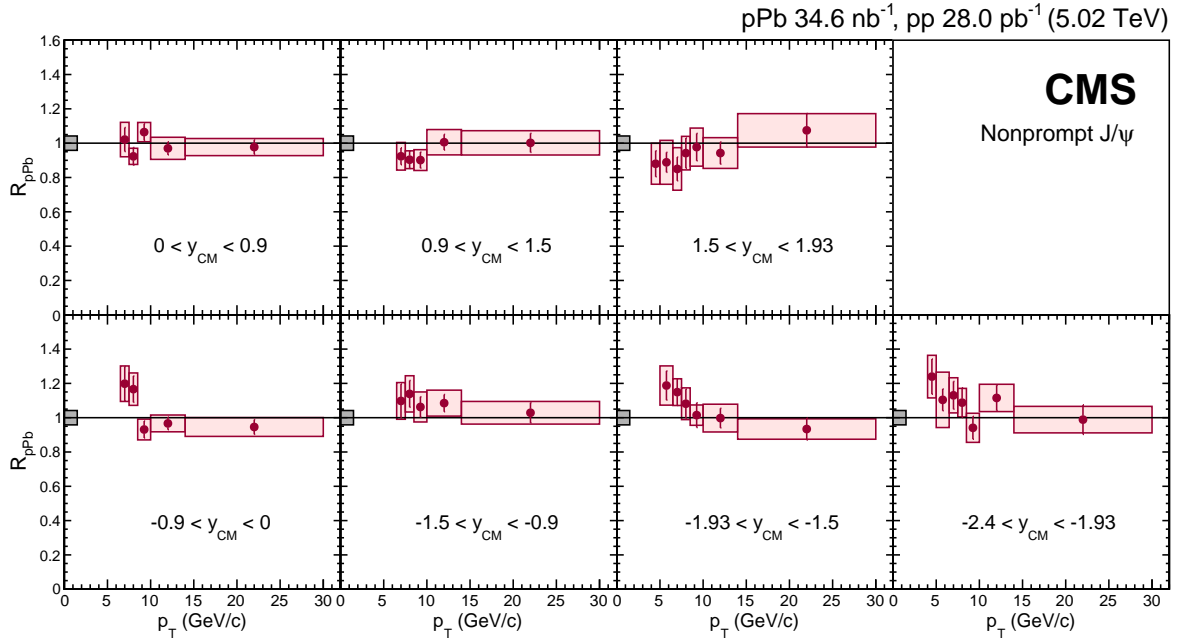


Figure 10: Transverse momentum dependence of R_{pPb} for nonprompt J/ψ mesons in seven y_{CM} ranges. The vertical bars represent the statistical uncertainties and the shaded boxes show the systematic uncertainties. The fully correlated global uncertainty of 4.2% is displayed as a gray box at $R_{\text{pPb}} = 1$ next to the left axis.

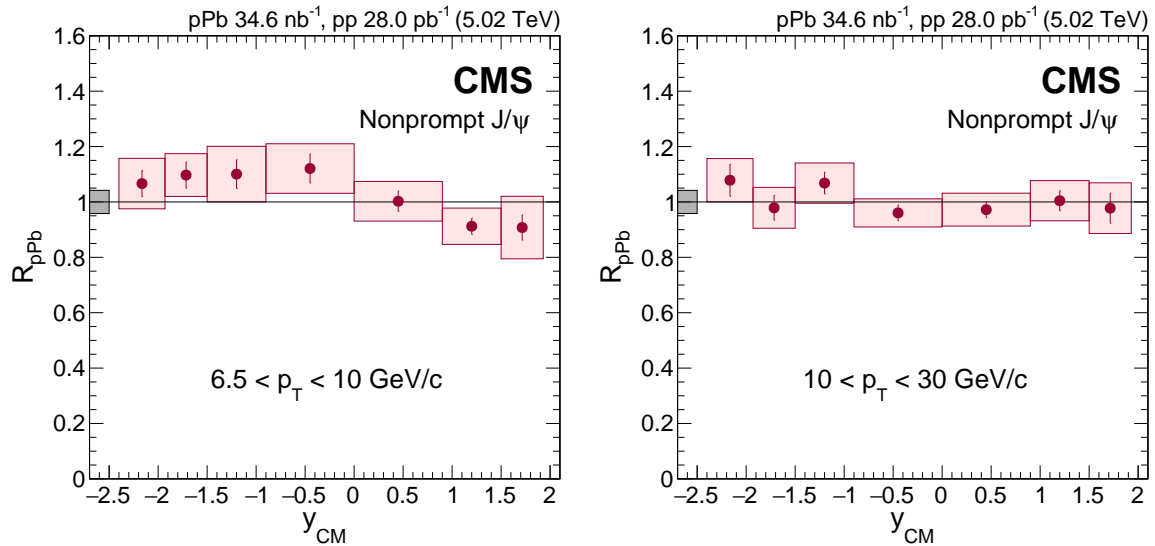


Figure 11: Rapidity dependence of R_{pPb} for nonprompt J/ψ mesons in two p_T ranges: $6.5 < p_T < 10$ GeV/c (left) and $10 < p_T < 30$ GeV/c (right). The vertical bars represent the statistical uncertainties and the shaded boxes show the systematic uncertainties. The fully correlated global uncertainty of 4.2% is displayed as a gray box at $R_{pPb} = 1$ next to the left axis.

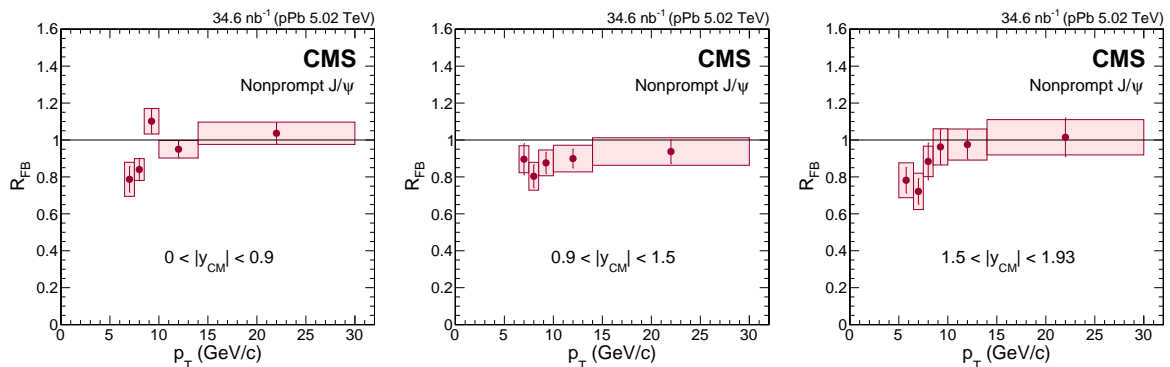


Figure 12: Transverse momentum dependence of R_{FB} for nonprompt J/ψ mesons in three y_{CM} regions. The vertical bars represent the statistical uncertainties and the shaded boxes show the systematic uncertainties.

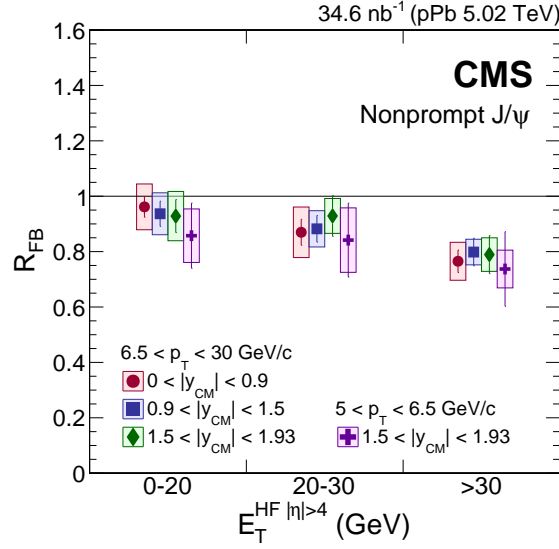


Figure 13: Dependence of R_{FB} for nonprompt J/ψ mesons on the hadronic activity in the event, given by the transverse energy deposited in the CMS detector at large pseudorapidities $E_T^{HF|\eta|>4}$. Data points are slightly shifted horizontally so that they do not overlap. The vertical bars represent the statistical uncertainties and the shaded boxes show the systematic uncertainties.

variable $E_T^{HF|\eta|>4}$, characterizing the transverse energy deposited in the CMS detector at large pseudorapidities $4 < |\eta| < 5.2$. The R_{FB} ratio is observed to decrease with increasing event activity for both prompt and nonprompt J/ψ mesons, indicating enhanced nuclear matter effects for increasingly central pPb collisions.

A depletion of prompt J/ψ mesons in pPb collisions (as compared to pp collisions) is expected in the forward y_{CM} region because of the shadowing of nuclear parton distributions and/or coherent energy loss effects. Such a suppression is observed in the measurements presented in this paper at $y_{CM} > 1.5$ and $p_T \lesssim 7.5$ GeV/c, but not at larger p_T , consistent with the expected reduced impact of nuclear parton distributions and coherent energy loss effects for increasing J/ψ p_T . At negative y_{CM} , both shadowing and energy loss effects are known to lead to small nuclear modifications, as confirmed by the present measurements. Such processes are also expected to affect the nuclear dependence of B hadron production and thereby, through its decays, nonprompt J/ψ production. The measurements presented here provide new constraints on cold nuclear matter effects on prompt and nonprompt J/ψ production over a wide kinematic range.

Acknowledgments

We congratulate our colleagues in the CERN accelerator departments for the excellent performance of the LHC and thank the technical and administrative staffs at CERN and at other CMS institutes for their contributions to the success of the CMS effort. In addition, we gratefully acknowledge the computing centers and personnel of the Worldwide LHC Computing Grid for delivering so effectively the computing infrastructure essential to our analyses. Finally, we acknowledge the enduring support for the construction and operation of the LHC and the CMS detector provided by the following funding agencies: BMFWF and FWF (Austria); FNRS and FWO (Belgium); CNPq, CAPES, FAPERJ, and FAPESP (Brazil); MES (Bulgaria); CERN; CAS, MoST, and NSFC (China); COLCIENCIAS (Colombia); MSES and CSF (Croatia);

RPF (Cyprus); SENESCYT (Ecuador); MoER, ERC IUT, and ERDF (Estonia); Academy of Finland, MEC, and HIP (Finland); CEA and CNRS/IN2P3 (France); BMBF, DFG, and HGF (Germany); GSRT (Greece); OTKA and NIH (Hungary); DAE and DST (India); IPM (Iran); SFI (Ireland); INFN (Italy); MSIP and NRF (Republic of Korea); LAS (Lithuania); MOE and UM (Malaysia); BUAP, CINVESTAV, CONACYT, LNS, SEP, and UASLP-FAI (Mexico); MBIE (New Zealand); PAEC (Pakistan); MSHE and NSC (Poland); FCT (Portugal); JINR (Dubna); MON, RosAtom, RAS, RFBR and RAEP (Russia); MESTD (Serbia); SEIDI, CPAN, PCTI and FEDER (Spain); Swiss Funding Agencies (Switzerland); MST (Taipei); ThEPCenter, IPST, STAR, and NSTDA (Thailand); TUBITAK and TAEK (Turkey); NASU and SFFR (Ukraine); STFC (United Kingdom); DOE and NSF (USA).

Individuals have received support from the Marie-Curie program and the European Research Council and EPLANET (European Union); the Leventis Foundation; the A. P. Sloan Foundation; the Alexander von Humboldt Foundation; the Belgian Federal Science Policy Office; the Fonds pour la Formation à la Recherche dans l'Industrie et dans l'Agriculture (FRIA-Belgium); the Agentschap voor Innovatie door Wetenschap en Technologie (IWT-Belgium); the Ministry of Education, Youth and Sports (MEYS) of the Czech Republic; the Council of Science and Industrial Research, India; the HOMING PLUS program of the Foundation for Polish Science, cofinanced from European Union, Regional Development Fund, the Mobility Plus program of the Ministry of Science and Higher Education, the National Science Center (Poland), contracts Harmonia 2014/14/M/ST2/00428, Opus 2014/13/B/ST2/02543, 2014/15/B/ST2/03998, and 2015/19/B/ST2/02861, Sonata-bis 2012/07/E/ST2/01406; the National Priorities Research Program by Qatar National Research Fund; the Programa Clarín-COFUND del Principado de Asturias; the Thalís and Aristeia programs cofinanced by EU-ESF and the Greek NSRF; the Rachadapisek Sompot Fund for Postdoctoral Fellowship, Chulalongkorn University and the Chulalongkorn Academic into Its 2nd Century Project Advancement Project (Thailand); and the Welch Foundation, contract C-1845.

References

- [1] T. Matsui and H. Satz, “ J/ψ suppression by quark-gluon plasma formation”, *Phys. Lett. B* **178** (1986) 416, doi:10.1016/0370-2693(86)91404-8.
- [2] NA50 Collaboration, “Evidence for deconfinement of quarks and gluons from the J/ψ suppression pattern measured in Pb-Pb collisions at the CERN-SPS”, *Phys. Lett. B* **477** (2000) 28, doi:10.1016/S0370-2693(00)00237-9.
- [3] NA60 Collaboration, “ J/ψ Production in Indium-Indium Collisions at 158 GeV/Nucleon”, *Phys. Rev. Lett.* **99** (2007) 132302, doi:10.1103/PhysRevLett.99.132302, arXiv:0706.4361.
- [4] PHENIX Collaboration, “ J/ψ Production vs. Centrality, Transverse Momentum, and Rapidity in Au+Au Collisions at $\sqrt{s_{NN}} = 200$ GeV”, *Phys. Rev. Lett.* **98** (2007) 232301, doi:10.1103/PhysRevLett.98.232301, arXiv:nucl-ex/0611020.
- [5] STAR Collaboration, “ J/ψ production at low p_T in Au+Au and Cu+Cu collisions at $\sqrt{s_{NN}} = 200$ GeV with the STAR detector”, *Phys. Rev. C* **90** (2014) 024906, doi:10.1103/PhysRevC.90.024906, arXiv:1310.3563.
- [6] CMS Collaboration, “Suppression and azimuthal anisotropy of prompt and nonprompt J/ψ production in PbPb collisions at $\sqrt{s_{NN}} = 2.76$ TeV”, (2016). arXiv:1610.00613. Submitted to *Eur. Phys. J. C*.
- [7] ALICE Collaboration, “Centrality, rapidity and transverse momentum dependence of J/ψ suppression in Pb-Pb collisions at $\sqrt{s_{NN}} = 2.76$ TeV”, *Phys. Lett. B* **734** (2014) 314, doi:10.1016/j.physletb.2014.05.064, arXiv:1311.0214.
- [8] CMS Collaboration, “Observation of Sequential Y Suppression in PbPb Collisions”, *Phys. Rev. Lett.* **109** (2012) 222301, doi:10.1103/PhysRevLett.109.222301, arXiv:1208.2826.
- [9] CMS Collaboration, “Suppression of $Y(1S)$, $Y(2S)$ and $Y(3S)$ production in PbPb collisions at $\sqrt{s_{NN}} = 2.76$ TeV”, (2016). arXiv:1611.01510. Submitted to *Phys. Lett. B*.
- [10] ALICE Collaboration, “Suppression of $Y(1S)$ at forward rapidity in Pb-Pb collisions at $\sqrt{s_{NN}} = 2.76$ TeV”, *Phys. Lett. B* **738** (2014) 361, doi:10.1016/j.physletb.2014.10.001, arXiv:1405.4493.
- [11] A. Emerick, X. Zhao, and R. Rapp, “Bottomonia in the quark-gluon plasma and their production at RHIC and LHC”, *Eur. Phys. J. A* **48** (2012) 72, doi:10.1140/epja/i2012-12072-y, arXiv:1111.6537.
- [12] M. Strickland and D. Bazow, “Thermal bottomonium suppression at RHIC and LHC”, *Nucl. Phys. A* **879** (2012) 25, doi:10.1016/j.nuclphysa.2012.02.003, arXiv:1112.2761.
- [13] E. G. Ferreira, F. Fleuret, J. P. Lansberg, and A. Rakotozafindrabe, “Impact of the nuclear modification of the gluon densities on J/ψ production in pPb collisions at $\sqrt{s_{NN}} = 5$ TeV”, *Phys. Rev. C* **88** (2013) 047901, doi:10.1103/PhysRevC.88.047901, arXiv:1305.4569.

- [14] R. Vogt, "Shadowing effects on J/ψ and Y production at energies available at the CERN Large Hadron Collider", *Phys. Rev. C* **92** (2015) 034909, doi:10.1103/PhysRevC.92.034909, arXiv:1507.04418.
- [15] F. Arleo and S. Peigné, " J/ψ Suppression in p - A Collisions from Parton Energy Loss in Cold QCD Matter", *Phys. Rev. Lett.* **109** (2012) 122301, doi:10.1103/PhysRevLett.109.122301, arXiv:1204.4609.
- [16] F. Arleo, R. Kolevatov, S. Peigné, and M. Rustamova, "Centrality and p_{\perp} dependence of J/ψ suppression in proton-nucleus collisions from parton energy loss", *JHEP* **05** (2013) 155, doi:10.1007/JHEP05(2013)155, arXiv:1304.0901.
- [17] Z.-B. Kang et al., "Multiple scattering effects on heavy meson production in p + A collisions at backward rapidity", *Phys. Lett. B* **740** (2015) 23, doi:10.1016/j.physletb.2014.11.024, arXiv:1409.2494.
- [18] A. M. Sickles, "Possible evidence for radial flow of heavy mesons in $d + Au$ collisions", *Phys. Lett. B* **731** (2014) 51, doi:10.1016/j.physletb.2014.02.013, arXiv:1309.6924.
- [19] CMS Collaboration, "Study of B Meson Production in $p + Pb$ Collisions at $\sqrt{s_{NN}} = 5.02$ TeV using Exclusive Hadronic Decays", *Phys. Rev. Lett.* **116** (2016) 032301, doi:10.1103/PhysRevLett.116.032301, arXiv:1508.06678.
- [20] CMS Collaboration, "Transverse momentum spectra of inclusive b jets in pPb collisions at $\sqrt{s_{NN}} = 5.02$ TeV", *Phys. Lett. B* **754** (2016) 59, doi:10.1016/j.physletb.2016.01.010, arXiv:1510.03373.
- [21] ALICE Collaboration, " J/ψ production and nuclear effects in p - Pb collisions at $\sqrt{s_{NN}} = 5.02$ TeV", *JHEP* **02** (2014) 073, doi:10.1007/JHEP02(2014)073, arXiv:1308.6726.
- [22] ALICE Collaboration, "Rapidity and transverse-momentum dependence of the inclusive J/ψ nuclear modification factor in p - Pb collisions at $\sqrt{s_{NN}} = 5.02$ TeV", *JHEP* **06** (2015) 055, doi:10.1007/JHEP06(2015)055, arXiv:1503.07179.
- [23] ATLAS Collaboration, "Measurement of differential J/ψ production cross sections and forward-backward ratios in $p + Pb$ collisions with the ATLAS detectors", *Phys. Rev. C* **92** (2015) 034904, doi:10.1103/PhysRevC.92.034904, arXiv:1505.08141.
- [24] LHCb Collaboration, "Study of J/ψ production and cold nuclear matter effects in pPb collisions at $\sqrt{s_{NN}} = 5$ TeV", *JHEP* **02** (2014) 072, doi:10.1007/JHEP02(2014)072, arXiv:1308.6729.
- [25] CMS Collaboration, "The CMS experiment at the CERN LHC", *JINST* **3** (2008) S08004, doi:10.1088/1748-0221/3/08/S08004.
- [26] CMS Collaboration, "Multiplicity and transverse momentum dependence of two- and four-particle correlations in pPb and $PbPb$ collisions", *Phys. Lett. B* **724** (2013) 213, doi:10.1016/j.physletb.2013.06.028, arXiv:1305.0609.
- [27] CMS Collaboration, "Performance of CMS muon reconstruction in pp collision events at $\sqrt{s} = 7$ TeV", *JINST* **7** (2012) P10002, doi:10.1088/1748-0221/7/10/P10002, arXiv:1206.4071.

- [28] T. Sjöstrand et al., “An introduction to PYTHIA 8.2”, *Comput. Phys. Commun.* **191** (2015) 159, doi:10.1016/j.cpc.2015.01.024, arXiv:1410.3012.
- [29] T. Sjöstrand, S. Mrenna, and P. Skands, “PYTHIA 6.4 physics and manual”, *JHEP* **05** (2006) 026, doi:10.1088/1126-6708/2006/05/026, arXiv:hep-ph/0603175.
- [30] P. Bartalini and L. Fano, eds., “Proceedings, 1st International Workshop on Multiple Partonic Interactions at the LHC (MPI08)”. (2010). arXiv:1003.4220.
- [31] R. Field, “Early LHC Underlying Event Data — Findings and Surprises”, in *Hadron collider physics. Proceedings, 22nd Conference, HCP 2010, Toronto, Canada, August 23-27. 2010*. arXiv:1010.3558.
- [32] CMS Collaboration, “Measurement of the prompt J/ψ and $\psi(2S)$ polarizations in pp collisions at $\sqrt{s} = 7$ TeV”, *Phys. Lett. B* **727** (2013) 381, doi:10.1016/j.physletb.2013.10.055, arXiv:1307.6070.
- [33] LHCb Collaboration, “Measurement of J/ψ polarization in pp collisions at $\sqrt{s} = 7$ TeV”, *Eur. Phys. J. C* **73** (2013) 2631, doi:10.1140/epjc/s10052-013-2631-3, arXiv:1307.6379.
- [34] ALICE Collaboration, “ J/Ψ Polarization in pp Collisions at $\sqrt{s} = 7$ TeV”, *Phys. Rev. Lett.* **108** (2012) 082001, doi:10.1103/PhysRevLett.108.082001, arXiv:1111.1630.
- [35] D. J. Lange, “The EvtGen particle decay simulation package”, *Nucl. Instrum. Meth. A* **462** (2001) 152, doi:10.1016/S0168-9002(01)00089-4.
- [36] E. Barberio and Z. Waş, “PHOTOS — A universal Monte Carlo for QED radiative corrections: version 2.0”, *Comput. Phys. Commun.* **79** (1994) 291, doi:10.1016/0010-4655(94)90074-4.
- [37] GEANT Collaboration, “GEANT4 — a simulation toolkit”, *Nucl. Instrum. Meth. A* **506** (2003) 250, doi:10.1016/S0168-9002(03)01368-8.
- [38] Particle Data Group, C. Patrignani et al., “Review of Particle Physics”, *Chin. Phys. C* **40** (2016) 100001, doi:10.1088/1674-1137/40/10/100001.
- [39] CMS Collaboration, “CMS Luminosity Calibration for the pp Reference Run at $\sqrt{s} = 5.02$ TeV”, CMS Physics Analysis Summary CMS-PAS-LUM-16-001, 2016.
- [40] CMS Collaboration, “Luminosity calibration for the 2013 proton-lead and proton-proton data taking”, CMS Physics Analysis Summary CMS-PAS-LUM-13-002, 2014.
- [41] CMS Collaboration, “ J/ψ and $\psi(2S)$ production in pp collisions at $\sqrt{s} = 7$ TeV”, *JHEP* **02** (2012) 011, doi:10.1007/JHEP02(2012)011, arXiv:1111.1557.
- [42] CMS Collaboration, “Measurement of J/ψ and $\psi(2S)$ Prompt Double-Differential Cross Sections in pp Collisions at $\sqrt{s} = 7$ TeV”, *Phys. Rev. Lett.* **114** (2015) 191802, doi:10.1103/PhysRevLett.114.191802, arXiv:1502.04155.
- [43] M. J. Oreglia, “A study of the reactions $\psi' \rightarrow \gamma\gamma\psi$ ”. PhD thesis, Stanford University, 1980. SLAC Report SLAC-R-236.
- [44] CMS Collaboration, “Measurements of inclusive W and Z cross sections in pp collisions at $\sqrt{s} = 7$ TeV”, *JHEP* **01** (2011) 080, doi:10.1007/JHEP01(2011)080, arXiv:1012.2466.

- [45] X.-N. Wang and M. Gyulassy, "HIJING: A Monte Carlo model for multiple jet production in pp, pA and AA collisions", *Phys. Rev. D* **44** (1991) 3501, doi:10.1103/PhysRevD.44.3501.
- [46] K. J. Eskola, H. Paukkunen, and C. A. Salgado, "EPS09: A new generation of NLO and LO nuclear parton distribution functions", *JHEP* **04** (2009) 065, doi:10.1088/1126-6708/2009/04/065, arXiv:0902.4154.
- [47] K. Kovařík et al., "nCTEQ15: Global analysis of nuclear parton distributions with uncertainties in the CTEQ framework", *Phys. Rev. D* **93** (2016) 085037, doi:10.1103/PhysRevD.93.085037, arXiv:1509.00792.
- [48] J.-P. Lansberg and H.-S. Shao, "Towards an automated tool to evaluate the impact of the nuclear modification of the gluon density on quarkonium, D and B meson production in proton-nucleus collisions", *Eur. Phys. J. C* **77** (2017) 1, doi:10.1140/epjc/s10052-016-4575-x, arXiv:1610.05382.

A The CMS Collaboration

Yerevan Physics Institute, Yerevan, Armenia

A.M. Sirunyan, A. Tumasyan

Institut für Hochenergiephysik, Wien, Austria

W. Adam, E. Asilar, T. Bergauer, J. Brandstetter, E. Brondolin, M. Dragicevic, J. Erö, M. Flechl, M. Friedl, R. Frühwirth¹, V.M. Ghete, C. Hartl, N. Hörmann, J. Hrubec, M. Jeitler¹, A. König, I. Krätschmer, D. Liko, T. Matsushita, I. Mikulec, D. Rabadý, N. Rad, B. Rahbaran, H. Rohringer, J. Schieck¹, J. Strauss, W. Waltenberger, C.-E. Wulz¹

Institute for Nuclear Problems, Minsk, Belarus

O. Dvornikov, V. Makarenko, V. Mossolov, J. Suarez Gonzalez, V. Zykunov

National Centre for Particle and High Energy Physics, Minsk, Belarus

N. Shumeiko

Universiteit Antwerpen, Antwerpen, Belgium

S. Alderweireldt, E.A. De Wolf, X. Janssen, J. Lauwers, M. Van De Klundert, H. Van Haevermaet, P. Van Mechelen, N. Van Remortel, A. Van Spilbeek

Vrije Universiteit Brussel, Brussel, Belgium

S. Abu Zeid, F. Blekman, J. D'Hondt, N. Daci, I. De Bruyn, K. Deroover, S. Lowette, S. Moortgat, L. Moreels, A. Olbrechts, Q. Python, K. Skovpen, S. Tavernier, W. Van Doninck, P. Van Mulders, I. Van Parijs

Université Libre de Bruxelles, Bruxelles, Belgium

H. Brun, B. Clerbaux, G. De Lentdecker, H. Delannoy, G. Fasanella, L. Favart, R. Goldouzian, A. Grebenyuk, G. Karapostoli, T. Lenzi, A. Léonard, J. Luetic, T. Maerschalk, A. Marinov, A. Randle-conde, T. Seva, C. Vander Velde, P. Vanlaer, D. Vannerom, R. Yonamine, F. Zenoni, F. Zhang²

Ghent University, Ghent, Belgium

A. Cimmino, T. Cornelis, D. Dobur, A. Fagot, M. Gul, I. Khvastunov, D. Poyraz, S. Salva, R. Schöfbeck, M. Tytgat, W. Van Driessche, E. Yazgan, N. Zaganidis

Université Catholique de Louvain, Louvain-la-Neuve, Belgium

H. Bakhshiansohi, C. Beluffi³, O. Bondu, S. Brochet, G. Bruno, A. Caudron, S. De Visscher, C. Delaere, M. Delcourt, B. Francois, A. Giammanco, A. Jafari, M. Komm, G. Krintiras, V. Lemaître, A. Magitteri, A. Mertens, M. Musich, K. Piotrkowski, L. Quertenmont, M. Selvaggi, M. Vidal Marono, S. Wertz

Université de Mons, Mons, Belgium

N. Bely

Centro Brasileiro de Pesquisas Físicas, Rio de Janeiro, Brazil

W.L. Aldá Júnior, F.L. Alves, G.A. Alves, L. Brito, C. Hensel, A. Moraes, M.E. Pol, P. Rebello Teles

Universidade do Estado do Rio de Janeiro, Rio de Janeiro, Brazil

E. Belchior Batista Das Chagas, W. Carvalho, J. Chinellato⁴, A. Custódio, E.M. Da Costa, G.G. Da Silveira⁵, D. De Jesus Damiao, C. De Oliveira Martins, S. Fonseca De Souza, L.M. Huertas Guativa, H. Malbouisson, D. Matos Figueiredo, C. Mora Herrera, L. Mundim, H. Nogima, W.L. Prado Da Silva, A. Santoro, A. Sznajder, E.J. Tonelli Manganote⁴, F. Torres Da Silva De Araujo, A. Vilela Pereira

Universidade Estadual Paulista ^a, Universidade Federal do ABC ^b, São Paulo, Brazil

S. Ahuja^a, C.A. Bernardes^a, S. Dogra^a, T.R. Fernandez Perez Tomei^a, E.M. Gregores^b, P.G. Mercadante^b, C.S. Moon^a, S.F. Novaes^a, Sandra S. Padula^a, D. Romero Abad^b, J.C. Ruiz Vargas^a

Institute for Nuclear Research and Nuclear Energy, Sofia, Bulgaria

A. Aleksandrov, R. Hadjiiska, P. Iaydjiev, M. Rodozov, S. Stoykova, G. Sultanov, M. Vutova

University of Sofia, Sofia, Bulgaria

A. Dimitrov, I. Glushkov, L. Litov, B. Pavlov, P. Petkov

Beihang University, Beijing, China

W. Fang⁶

Institute of High Energy Physics, Beijing, China

M. Ahmad, J.G. Bian, G.M. Chen, H.S. Chen, M. Chen, Y. Chen⁷, T. Cheng, C.H. Jiang, D. Leggat, Z. Liu, F. Romeo, M. Ruan, S.M. Shaheen, A. Spiezia, J. Tao, C. Wang, Z. Wang, H. Zhang, J. Zhao

State Key Laboratory of Nuclear Physics and Technology, Peking University, Beijing, China

Y. Ban, G. Chen, Q. Li, S. Liu, Y. Mao, S.J. Qian, D. Wang, Z. Xu

Universidad de Los Andes, Bogota, Colombia

C. Avila, A. Cabrera, L.F. Chaparro Sierra, C. Florez, J.P. Gomez, C.F. González Hernández, J.D. Ruiz Alvarez, J.C. Sanabria

University of Split, Faculty of Electrical Engineering, Mechanical Engineering and Naval Architecture, Split, Croatia

N. Godinovic, D. Lelas, I. Puljak, P.M. Ribeiro Cipriano, T. Sculac

University of Split, Faculty of Science, Split, Croatia

Z. Antunovic, M. Kovac

Institute Rudjer Boskovic, Zagreb, Croatia

V. Brigljevic, D. Ferencek, K. Kadija, B. Mesic, T. Susa

University of Cyprus, Nicosia, Cyprus

A. Attikis, G. Mavromanolakis, J. Mousa, C. Nicolaou, F. Ptochos, P.A. Razis, H. Rykaczewski, D. Tsiakkouri

Charles University, Prague, Czech Republic

M. Finger⁸, M. Finger Jr.⁸

Universidad San Francisco de Quito, Quito, Ecuador

E. Carrera Jarrin

Academy of Scientific Research and Technology of the Arab Republic of Egypt, Egyptian Network of High Energy Physics, Cairo, Egypt

Y. Assran^{9,10}, T. Elkafrawy¹¹, A. Mahrous¹²

National Institute of Chemical Physics and Biophysics, Tallinn, Estonia

M. Kadastik, L. Perrini, M. Raidal, A. Tiko, C. Veelken

Department of Physics, University of Helsinki, Helsinki, Finland

P. Eerola, J. Pekkanen, M. Voutilainen

Helsinki Institute of Physics, Helsinki, Finland

J. Härkönen, T. Järvinen, V. Karimäki, R. Kinnunen, T. Lampén, K. Lassila-Perini, S. Lehti, T. Lindén, P. Luukka, J. Tuominiemi, E. Tuovinen, L. Wendland

Lappeenranta University of Technology, Lappeenranta, Finland

J. Talvitie, T. Tuuva

IRFU, CEA, Université Paris-Saclay, Gif-sur-Yvette, France

M. Besancon, F. Couderc, M. Dejardin, D. Denegri, B. Fabbro, J.L. Faure, C. Favaro, F. Ferri, S. Ganjour, S. Ghosh, A. Givernaud, P. Gras, G. Hamel de Monchenault, P. Jarry, I. Kucher, E. Locci, M. Machet, J. Malcles, J. Rander, A. Rosowsky, M. Titov

Laboratoire Leprince-Ringuet, Ecole Polytechnique, IN2P3-CNRS, Palaiseau, France

A. Abdulsalam, I. Antropov, F. Arleo, S. Baffioni, F. Beaudette, P. Busson, L. Cadamuro, E. Chapon, C. Charlot, O. Davignon, R. Granier de Cassagnac, M. Jo, S. Lisniak, P. Miné, M. Nguyen, C. Ochando, G. Ortona, P. Paganini, P. Pigard, S. Regnard, R. Salerno, Y. Sirois, T. Strebler, Y. Yilmaz, A. Zabi, A. Zghiche

Institut Pluridisciplinaire Hubert Curien (IPHC), Université de Strasbourg, CNRS-IN2P3

J.-L. Agram¹³, J. Andrea, A. Aubin, D. Bloch, J.-M. Brom, M. Buttignol, E.C. Chabert, N. Chanon, C. Collard, E. Conte¹³, X. Coubez, J.-C. Fontaine¹³, D. Gelé, U. Goerlach, A.-C. Le Bihan, P. Van Hove

Centre de Calcul de l'Institut National de Physique Nucleaire et de Physique des Particules, CNRS/IN2P3, Villeurbanne, France

S. Gadrat

Université de Lyon, Université Claude Bernard Lyon 1, CNRS-IN2P3, Institut de Physique Nucléaire de Lyon, Villeurbanne, France

S. Beauceron, C. Bernet, G. Boudoul, C.A. Carrillo Montoya, R. Chierici, D. Contardo, B. Courbon, P. Depasse, H. El Mamouni, J. Fay, S. Gascon, M. Gouzevitch, G. Grenier, B. Ille, F. Lagarde, I.B. Laktineh, M. Lethuillier, L. Mirabito, A.L. Pequegnot, S. Perries, A. Popov¹⁴, D. Sabes, V. Sordini, M. Vander Donckt, P. Verdier, S. Viret

Georgian Technical University, Tbilisi, Georgia

A. Khvedelidze⁸

Tbilisi State University, Tbilisi, Georgia

Z. Tsamalaidze⁸

RWTH Aachen University, I. Physikalisches Institut, Aachen, Germany

C. Autermann, S. Beranek, L. Feld, M.K. Kiesel, K. Klein, M. Lipinski, M. Preuten, C. Schomakers, J. Schulz, T. Verlage

RWTH Aachen University, III. Physikalisches Institut A, Aachen, Germany

A. Albert, M. Brodski, E. Dietz-Laursonn, D. Duchardt, M. Endres, M. Erdmann, S. Erdweg, T. Esch, R. Fischer, A. Güth, M. Hamer, T. Hebbeker, C. Heidemann, K. Hoepfner, S. Knutzen, M. Merschmeyer, A. Meyer, P. Millet, S. Mukherjee, M. Olschewski, K. Padeken, T. Pook, M. Radziej, H. Reithler, M. Rieger, F. Scheuch, L. Sonnenschein, D. Teyssier, S. Thüer

RWTH Aachen University, III. Physikalisches Institut B, Aachen, Germany

V. Cherepanov, G. Flügge, B. Kargoll, T. Kress, A. Künsken, J. Lingemann, T. Müller, A. Nehr Korn, A. Nowack, C. Pistone, O. Pooth, A. Stahl¹⁵

Deutsches Elektronen-Synchrotron, Hamburg, Germany

M. Aldaya Martin, T. Arndt, C. Asawatangtrakuldee, K. Beernaert, O. Behnke, U. Behrens, A.A. Bin Anuar, K. Borras¹⁶, A. Campbell, P. Connor, C. Contreras-Campana, F. Costanza, C. Diez Pardos, G. Dolinska, G. Eckerlin, D. Eckstein, T. Eichhorn, E. Eren, E. Gallo¹⁷, J. Garay Garcia, A. Geiser, A. Gizhko, J.M. Grados Luyando, A. Grohsjean, P. Gunnellini, A. Harb, J. Hauk, M. Hempel¹⁸, H. Jung, A. Kalogeropoulos, O. Karacheban¹⁸, M. Kasemann, J. Keaveney, C. Kleinwort, I. Korol, D. Krücker, W. Lange, A. Lelek, T. Lenz, J. Leonard, K. Lipka, A. Lobanov, W. Lohmann¹⁸, R. Mankel, I.-A. Melzer-Pellmann, A.B. Meyer, G. Mittag, J. Mnich, A. Mussgiller, D. Pitzl, R. Placakyte, A. Raspereza, B. Roland, M.Ö. Sahin, P. Saxena, T. Schoerner-Sadenius, S. Spannagel, N. Stefaniuk, G.P. Van Onsem, R. Walsh, C. Wissing

University of Hamburg, Hamburg, Germany

V. Blobel, M. Centis Vignali, A.R. Draeger, T. Dreyer, E. Garutti, D. Gonzalez, J. Haller, M. Hoffmann, A. Junkes, R. Klanner, R. Kogler, N. Kovalchuk, T. Lapsien, I. Marchesini, D. Marconi, M. Meyer, M. Niedziela, D. Nowatschin, F. Pantaleo¹⁵, T. Peiffer, A. Perieanu, J. Poehlsen, C. Scharf, P. Schleper, A. Schmidt, S. Schumann, J. Schwandt, H. Stadie, G. Steinbrück, F.M. Stober, M. Stöver, H. Tholen, D. Troendle, E. Usai, L. Vanelderen, A. Vanhoefer, B. Vormwald

Institut für Experimentelle Kernphysik, Karlsruhe, Germany

M. Akbiyik, C. Barth, S. Baur, C. Baus, J. Berger, E. Butz, R. Caspart, T. Chwalek, F. Colombo, W. De Boer, A. Dierlamm, S. Fink, B. Freund, R. Friese, M. Giffels, A. Gilbert, P. Goldenzweig, D. Haitz, F. Hartmann¹⁵, S.M. Heindl, U. Husemann, I. Katkov¹⁴, S. Kudella, H. Mildner, M.U. Mozer, Th. Müller, M. Plagge, G. Quast, K. Rabbertz, S. Röcker, F. Roscher, M. Schröder, I. Shvetsov, G. Sieber, H.J. Simonis, R. Ulrich, S. Wayand, M. Weber, T. Weiler, S. Williamson, C. Wöhrmann, R. Wolf

Institute of Nuclear and Particle Physics (INPP), NCSR Demokritos, Aghia Paraskevi, Greece

G. Anagnostou, G. Daskalakis, T. Gerasis, V.A. Giakoumopoulou, A. Kyriakis, D. Loukas, I. Topsis-Giotis

National and Kapodistrian University of Athens, Athens, Greece

S. Kesisoglou, A. Panagiotou, N. Saoulidou, E. Tziaferi

University of Ioánnina, Ioánnina, Greece

I. Evangelou, G. Flouris, C. Foudas, P. Kokkas, N. Loukas, N. Manthos, I. Papadopoulos, E. Paradis

MTA-ELTE Lendület CMS Particle and Nuclear Physics Group, Eötvös Loránd University, Budapest, Hungary

N. Filipovic, G. Pasztor

Wigner Research Centre for Physics, Budapest, Hungary

G. Bencze, C. Hajdu, D. Horvath¹⁹, F. Sikler, V. Veszpremi, G. Vesztergombi²⁰, A.J. Zsigmond

Institute of Nuclear Research ATOMKI, Debrecen, Hungary

N. Beni, S. Czellar, J. Karancsi²¹, A. Makovec, J. Molnar, Z. Szillasi

Institute of Physics, University of Debrecen

M. Bartók²⁰, P. Raics, Z.L. Trocsanyi, B. Ujvari

Indian Institute of Science (IISc)

J.R. Komaragiri

National Institute of Science Education and Research, Bhubaneswar, India

S. Bahinipati²², S. Bhowmik²³, S. Choudhury²⁴, P. Mal, K. Mandal, A. Nayak²⁵, D.K. Sahoo²², N. Sahoo, S.K. Swain

Panjab University, Chandigarh, India

S. Bansal, S.B. Beri, V. Bhatnagar, R. Chawla, U. Bhawandeep, A.K. Kalsi, A. Kaur, M. Kaur, R. Kumar, P. Kumari, A. Mehta, M. Mittal, J.B. Singh, G. Walia

University of Delhi, Delhi, India

Ashok Kumar, A. Bhardwaj, B.C. Choudhary, R.B. Garg, S. Keshri, S. Malhotra, M. Naimuddin, K. Ranjan, R. Sharma, V. Sharma

Saha Institute of Nuclear Physics, Kolkata, India

R. Bhattacharya, S. Bhattacharya, K. Chatterjee, S. Dey, S. Dutt, S. Dutta, S. Ghosh, N. Majumdar, A. Modak, K. Mondal, S. Mukhopadhyay, S. Nandan, A. Purohit, A. Roy, D. Roy, S. Roy Chowdhury, S. Sarkar, M. Sharan, S. Thakur

Indian Institute of Technology Madras, Madras, India

P.K. Behera

Bhabha Atomic Research Centre, Mumbai, India

R. Chudasama, D. Dutta, V. Jha, V. Kumar, A.K. Mohanty¹⁵, P.K. Netrakanti, L.M. Pant, P. Shukla, A. Topkar

Tata Institute of Fundamental Research-A, Mumbai, India

T. Aziz, S. Dugad, G. Kole, B. Mahakud, S. Mitra, G.B. Mohanty, B. Parida, N. Sur, B. Sutar

Tata Institute of Fundamental Research-B, Mumbai, India

S. Banerjee, R.K. Dewanjee, S. Ganguly, M. Guchait, Sa. Jain, S. Kumar, M. Maity²³, G. Majumder, K. Mazumdar, T. Sarkar²³, N. Wickramage²⁶

Indian Institute of Science Education and Research (IISER), Pune, India

S. Chauhan, S. Dube, V. Hegde, A. Kapoor, K. Kothekar, S. Pandey, A. Rane, S. Sharma

Institute for Research in Fundamental Sciences (IPM), Tehran, Iran

S. Chenarani²⁷, E. Eskandari Tadavani, S.M. Etesami²⁷, M. Khakzad, M. Mohammadi Najafabadi, M. Naseri, S. Paktinat Mehdiabadi²⁸, F. Rezaei Hosseinabadi, B. Safarzadeh²⁹, M. Zeinali

University College Dublin, Dublin, Ireland

M. Felcini, M. Grunewald

INFN Sezione di Bari ^a, Università di Bari ^b, Politecnico di Bari ^c, Bari, Italy

M. Abbrescia^{a,b}, C. Calabria^{a,b}, C. Caputo^{a,b}, A. Colaleo^a, D. Creanza^{a,c}, L. Cristella^{a,b}, N. De Filippis^{a,c}, M. De Palma^{a,b}, L. Fiore^a, G. Iaselli^{a,c}, G. Maggi^{a,c}, M. Maggi^a, G. Miniello^{a,b}, S. My^{a,b}, S. Nuzzo^{a,b}, A. Pompili^{a,b}, G. Pugliese^{a,c}, R. Radogna^{a,b}, A. Ranieri^a, G. Selvaggi^{a,b}, A. Sharma^a, L. Silvestris^{a,15}, R. Venditti^{a,b}, P. Verwilligen^a

INFN Sezione di Bologna ^a, Università di Bologna ^b, Bologna, Italy

G. Abbiendi^a, C. Battilana, D. Bonacorsi^{a,b}, S. Braibant-Giacomelli^{a,b}, L. Brigliadori^{a,b}, R. Campanini^{a,b}, P. Capiluppi^{a,b}, A. Castro^{a,b}, F.R. Cavallo^a, S.S. Chhibra^{a,b}, G. Codispoti^{a,b}, M. Cuffiani^{a,b}, G.M. Dallavalle^a, F. Fabbri^a, A. Fanfani^{a,b}, D. Fasanella^{a,b}, P. Giacomelli^a, C. Grandi^a, L. Guiducci^{a,b}, S. Marcellini^a, G. Masetti^a, A. Montanari^a, F.L. Navarria^{a,b}, A. Perrotta^a, A.M. Rossi^{a,b}, T. Rovelli^{a,b}, G.P. Siroli^{a,b}, N. Tosi^{a,b,15}

INFN Sezione di Catania ^a, Università di Catania ^b, Catania, Italy

S. Albergo^{a,b}, S. Costa^{a,b}, A. Di Mattia^a, F. Giordano^{a,b}, R. Potenza^{a,b}, A. Tricomi^{a,b}, C. Tuve^{a,b}

INFN Sezione di Firenze ^a, Università di Firenze ^b, Firenze, Italy

G. Barbagli^a, V. Ciulli^{a,b}, C. Civinini^a, R. D'Alessandro^{a,b}, E. Focardi^{a,b}, P. Lenzi^{a,b}, M. Meschini^a, S. Paoletti^a, L. Russo^{a,30}, G. Sguazzoni^a, D. Strom^a, L. Viliani^{a,b,15}

INFN Laboratori Nazionali di Frascati, Frascati, Italy

L. Benussi, S. Bianco, F. Fabbri, D. Piccolo, F. Primavera¹⁵

INFN Sezione di Genova ^a, Università di Genova ^b, Genova, Italy

V. Calvelli^{a,b}, F. Ferro^a, M.R. Monge^{a,b}, E. Robutti^a, S. Tosi^{a,b}

INFN Sezione di Milano-Bicocca ^a, Università di Milano-Bicocca ^b, Milano, Italy

L. Brianza^{a,b,15}, F. Brivio^{a,b}, V. Ciriolo, M.E. Dinardo^{a,b}, S. Fiorendi^{a,b,15}, S. Gennai^a, A. Ghezzi^{a,b}, P. Govoni^{a,b}, M. Malberti^{a,b}, S. Malvezzi^a, R.A. Manzoni^{a,b}, D. Menasce^a, L. Moroni^a, M. Paganoni^{a,b}, D. Pedrini^a, S. Pigazzini^{a,b}, S. Ragazzi^{a,b}, T. Tabarelli de Fatis^{a,b}

INFN Sezione di Napoli ^a, Università di Napoli 'Federico II' ^b, Napoli, Italy, Università della Basilicata ^c, Potenza, Italy, Università G. Marconi ^d, Roma, Italy

S. Buontempo^a, N. Cavallo^{a,c}, G. De Nardo, S. Di Guida^{a,d,15}, M. Esposito^{a,b}, F. Fabozzi^{a,c}, F. Fienga^{a,b}, A.O.M. Iorio^{a,b}, G. Lanza^a, L. Lista^a, S. Meola^{a,d,15}, P. Paolucci^{a,15}, C. Sciacca^{a,b}, F. Thyssen^a

INFN Sezione di Padova ^a, Università di Padova ^b, Padova, Italy, Università di Trento ^c, Trento, Italy

P. Azzi^{a,15}, N. Bacchetta^a, L. Benato^{a,b}, A. Boletti^{a,b}, R. Carlin^{a,b}, P. Checchia^a, M. Dall'Osso^{a,b}, P. De Castro Manzano^a, T. Dorigo^a, U. Dosselli^a, F. Gasparini^{a,b}, U. Gasparini^{a,b}, A. Gozzelino^a, S. Lacaprara^a, M. Margoni^{a,b}, A.T. Meneguzzo^{a,b}, J. Pazzini^{a,b}, M. Pegoraro^a, N. Pozzobon^{a,b}, P. Ronchese^{a,b}, M. Sgaravatto^a, F. Simonetto^{a,b}, E. Torassa^a, S. Ventura^a, M. Zanetti^{a,b}, P. Zotto^{a,b}

INFN Sezione di Pavia ^a, Università di Pavia ^b, Pavia, Italy

A. Braghieri^a, F. Fallavollita^{a,b}, A. Magnani^{a,b}, P. Montagna^{a,b}, S.P. Ratti^{a,b}, V. Re^a, C. Riccardi^{a,b}, P. Salvini^a, I. Vai^{a,b}, P. Vitulo^{a,b}

INFN Sezione di Perugia ^a, Università di Perugia ^b, Perugia, Italy

L. Alunni Solestizi^{a,b}, G.M. Bilei^a, D. Ciangottini^{a,b}, L. Fanò^{a,b}, P. Lariccia^{a,b}, R. Leonardi^{a,b}, G. Mantovani^{a,b}, M. Menichelli^a, A. Saha^a, A. Santocchia^{a,b}

INFN Sezione di Pisa ^a, Università di Pisa ^b, Scuola Normale Superiore di Pisa ^c, Pisa, Italy

K. Androsov^{a,30}, P. Azzurri^{a,15}, G. Bagliesi^a, J. Bernardini^a, T. Boccali^a, R. Castaldi^a, M.A. Ciocci^{a,30}, R. Dell'Orso^a, S. Donato^{a,c}, G. Fedi, A. Giassi^a, M.T. Grippo^{a,30}, F. Ligabue^{a,c}, T. Lomtadze^a, L. Martini^{a,b}, A. Messineo^{a,b}, F. Palla^a, A. Rizzi^{a,b}, A. Savoy-Navarro^{a,31}, P. Spagnolo^a, R. Tenchini^a, G. Tonelli^{a,b}, A. Venturi^a, P.G. Verdini^a

INFN Sezione di Roma ^a, Università di Roma ^b, Roma, Italy

L. Barone^{a,b}, F. Cavallari^a, M. Cipriani^{a,b}, D. Del Re^{a,b,15}, M. Diemoz^a, S. Gelli^{a,b}, E. Longo^{a,b}, F. Margaroli^{a,b}, B. Marzocchi^{a,b}, P. Meridiani^a, G. Organtini^{a,b}, R. Paramatti^a, F. Preiato^{a,b}, S. Rahatlou^{a,b}, C. Rovelli^a, F. Santanastasio^{a,b}

INFN Sezione di Torino ^a, Università di Torino ^b, Torino, Italy, Università del Piemonte Orientale ^c, Novara, Italy

N. Ampane^{a,b}, R. Arcidiacono^{a,c,15}, S. Argiro^{a,b}, M. Arneodo^{a,c}, N. Bartosik^a, R. Bellan^{a,b}, C. Biino^a, N. Cartiglia^a, F. Cenna^{a,b}, M. Costa^{a,b}, R. Covarelli^{a,b}, A. Degano^{a,b}, N. Demaria^a, L. Finco^{a,b}, B. Kiani^{a,b}, C. Mariotti^a, S. Maselli^a, E. Migliore^{a,b}, V. Monaco^{a,b}, E. Monteil^{a,b},

M. Monteno^a, M.M. Obertino^{a,b}, L. Pacher^{a,b}, N. Pastrone^a, M. Pelliccioni^a, G.L. Pinna Angioni^{a,b}, F. Ravera^{a,b}, A. Romero^{a,b}, M. Ruspa^{a,c}, R. Sacchi^{a,b}, K. Shchelina^{a,b}, V. Sola^a, A. Solano^{a,b}, A. Staiano^a, P. Traczyk^{a,b}

INFN Sezione di Trieste ^a, Università di Trieste ^b, Trieste, Italy

S. Belforte^a, M. Casarsa^a, F. Cossutti^a, G. Della Ricca^{a,b}, A. Zanetti^a

Kyungpook National University, Daegu, Korea

D.H. Kim, G.N. Kim, M.S. Kim, S. Lee, S.W. Lee, Y.D. Oh, S. Sekmen, D.C. Son, Y.C. Yang

Chonbuk National University, Jeonju, Korea

A. Lee

Chonnam National University, Institute for Universe and Elementary Particles, Kwangju, Korea

H. Kim

Hanyang University, Seoul, Korea

J.A. Brochero Cifuentes, T.J. Kim

Korea University, Seoul, Korea

S. Cho, S. Choi, Y. Go, D. Gyun, S. Ha, B. Hong, Y. Jo, Y. Kim, K. Lee, K.S. Lee, S. Lee, J. Lim, S.K. Park, Y. Roh

Seoul National University, Seoul, Korea

J. Almond, J. Kim, H. Lee, S.B. Oh, B.C. Radburn-Smith, S.h. Seo, U.K. Yang, H.D. Yoo, G.B. Yu

University of Seoul, Seoul, Korea

M. Choi, H. Kim, J.H. Kim, J.S.H. Lee, I.C. Park, G. Ryu, M.S. Ryu

Sungkyunkwan University, Suwon, Korea

Y. Choi, J. Goh, C. Hwang, J. Lee, I. Yu

Vilnius University, Vilnius, Lithuania

V. Dudenas, A. Juodagalvis, J. Vaitkus

National Centre for Particle Physics, Universiti Malaya, Kuala Lumpur, Malaysia

I. Ahmed, Z.A. Ibrahim, M.A.B. Md Ali³², F. Mohamad Idris³³, W.A.T. Wan Abdullah, M.N. Yusli, Z. Zolkapli

Centro de Investigacion y de Estudios Avanzados del IPN, Mexico City, Mexico

H. Castilla-Valdez, E. De La Cruz-Burelo, I. Heredia-De La Cruz³⁴, A. Hernandez-Almada, R. Lopez-Fernandez, R. Magaña Villalba, J. Mejia Guisao, A. Sanchez-Hernandez

Universidad Iberoamericana, Mexico City, Mexico

S. Carrillo Moreno, C. Oropeza Barrera, F. Vazquez Valencia

Benemerita Universidad Autonoma de Puebla, Puebla, Mexico

S. Carpinteyro, I. Pedraza, H.A. Salazar Ibarguen, C. Uribe Estrada

Universidad Autónoma de San Luis Potosí, San Luis Potosí, Mexico

A. Morelos Pineda

University of Auckland, Auckland, New Zealand

D. Krofcheck

University of Canterbury, Christchurch, New Zealand

P.H. Butler

National Centre for Physics, Quaid-I-Azam University, Islamabad, Pakistan

A. Ahmad, M. Ahmad, Q. Hassan, H.R. Hoorani, W.A. Khan, A. Saddique, M.A. Shah, M. Shoaib, M. Waqas

National Centre for Nuclear Research, Swierk, Poland

H. Bialkowska, M. Bluj, B. Boimska, T. Frueboes, M. Górski, M. Kazana, K. Nawrocki, K. Romanowska-Rybinska, M. Szleper, P. Zalewski

Institute of Experimental Physics, Faculty of Physics, University of Warsaw, Warsaw, Poland

K. Bunkowski, A. Byszuk³⁵, K. Doroba, A. Kalinowski, M. Konecki, J. Krolikowski, M. Misiura, M. Olszewski, M. Walczak

Laboratório de Instrumentação e Física Experimental de Partículas, Lisboa, Portugal

P. Bargassa, C. Beirão Da Cruz E Silva, B. Calpas, A. Di Francesco, P. Faccioli, P.G. Ferreira Parracho, M. Gallinaro, J. Hollar, N. Leonardo, L. Lloret Iglesias, M.V. Nemallapudi, J. Rodrigues Antunes, J. Seixas, O. Toldaiev, D. Vadrucio, J. Varela, P. Vischia

Joint Institute for Nuclear Research, Dubna, Russia

S. Afanasiev, P. Bunin, M. Gavrilenko, I. Golutvin, I. Gorbunov, A. Kamenev, V. Karjavin, A. Lanev, A. Malakhov, V. Matveev^{36,37}, V. Palichik, V. Perelygin, S. Shmatov, S. Shulha, N. Skatchkov, V. Smirnov, N. Voytishin, A. Zarubin

Petersburg Nuclear Physics Institute, Gatchina (St. Petersburg), Russia

L. Chtchypounov, V. Golovtsov, Y. Ivanov, V. Kim³⁸, E. Kuznetsova³⁹, V. Murzin, V. Oreshkin, V. Sulimov, A. Vorobyev

Institute for Nuclear Research, Moscow, Russia

Yu. Andreev, A. Dermenev, S. Gninenko, N. Golubev, A. Karneyeu, M. Kirsanov, N. Krasnikov, A. Pashenkov, D. Tlisov, A. Toropin

Institute for Theoretical and Experimental Physics, Moscow, Russia

V. Epshteyn, V. Gavrillov, N. Lychkovskaya, V. Popov, I. Pozdnyakov, G. Safronov, A. Spiridonov, M. Toms, E. Vlasov, A. Zhokin

Moscow Institute of Physics and Technology, Moscow, Russia

T. Aushev, A. Bylinkin³⁷

National Research Nuclear University 'Moscow Engineering Physics Institute' (MEPhI), Moscow, Russia

M. Chadeeva⁴⁰, R. Chistov⁴⁰, S. Polikarpov

P.N. Lebedev Physical Institute, Moscow, Russia

V. Andreev, M. Azarkin³⁷, I. Dremin³⁷, M. Kirakosyan, A. Leonidov³⁷, A. Terkulov

Skobeltsyn Institute of Nuclear Physics, Lomonosov Moscow State University, Moscow, Russia

A. Baskakov, A. Belyaev, E. Boos, A. Ershov, A. Gribushin, A. Kaminskiy⁴¹, O. Kodolova, V. Korotkikh, I. Lokhtin, I. Miagkov, S. Obraztsov, S. Petrushanko, V. Savrin, A. Snigirev, I. Vardanyan

Novosibirsk State University (NSU), Novosibirsk, Russia

V. Blinov⁴², Y. Skovpen⁴², D. Shtol⁴²

State Research Center of Russian Federation, Institute for High Energy Physics, Protvino, Russia

I. Azhgirey, I. Bayshev, S. Bitioukov, D. Elumakhov, V. Kachanov, A. Kalinin, D. Konstantinov, V. Krychkine, V. Petrov, R. Ryutin, A. Sobol, S. Troshin, N. Tyurin, A. Uzunian, A. Volkov

University of Belgrade, Faculty of Physics and Vinca Institute of Nuclear Sciences, Belgrade, Serbia

P. Adzic⁴³, P. Cirkovic, D. Devetak, M. Dordevic, J. Milosevic, V. Rekovic

Centro de Investigaciones Energéticas Medioambientales y Tecnológicas (CIEMAT), Madrid, Spain

J. Alcaraz Maestre, M. Barrio Luna, E. Calvo, M. Cerrada, M. Chamizo Llatas, N. Colino, B. De La Cruz, A. Delgado Peris, A. Escalante Del Valle, C. Fernandez Bedoya, J.P. Fernández Ramos, J. Flix, M.C. Fouz, P. Garcia-Abia, O. Gonzalez Lopez, S. Goy Lopez, J.M. Hernandez, M.I. Josa, E. Navarro De Martino, A. Pérez-Calero Yzquierdo, J. Puerta Pelayo, A. Quintario Olmeda, I. Redondo, L. Romero, M.S. Soares

Universidad Autónoma de Madrid, Madrid, Spain

J.F. de Trocóniz, M. Missiroli, D. Moran

Universidad de Oviedo, Oviedo, Spain

J. Cuevas, J. Fernandez Menendez, I. Gonzalez Caballero, J.R. González Fernández, E. Palencia Cortezon, S. Sanchez Cruz, I. Suárez Andrés, J.M. Vizán Garcia

Instituto de Física de Cantabria (IFCA), CSIC-Universidad de Cantabria, Santander, Spain

I.J. Cabrillo, A. Calderon, E. Curras, M. Fernandez, J. Garcia-Ferrero, G. Gomez, A. Lopez Virto, J. Marco, C. Martinez Rivero, F. Matorras, J. Piedra Gomez, T. Rodrigo, A. Ruiz-Jimeno, L. Scodellaro, N. Trevisani, I. Vila, R. Vilar Cortabitarte

CERN, European Organization for Nuclear Research, Geneva, Switzerland

D. Abbaneo, E. Auffray, G. Auzinger, P. Baillon, A.H. Ball, D. Barney, P. Bloch, A. Bocci, C. Botta, T. Camporesi, R. Castello, M. Cepeda, G. Cerminara, Y. Chen, D. d'Enterria, A. Dabrowski, V. Daponte, A. David, M. De Gruttola, A. De Roeck, E. Di Marco⁴⁴, M. Dobson, B. Dorney, T. du Pree, D. Duggan, M. Dünser, N. Dupont, A. Elliott-Peisert, P. Everaerts, S. Fartoukh, G. Franzoni, J. Fulcher, W. Funk, D. Gigi, K. Gill, M. Girone, F. Glege, D. Gulhan, S. Gundacker, M. Guthoff, P. Harris, J. Hegeman, V. Innocente, P. Janot, J. Kieseler, H. Kirschenmann, V. Knünz, A. Kornmayer¹⁵, M.J. Kortelainen, K. Kousouris, M. Krammer¹, C. Lange, P. Lecoq, C. Lourenço, M.T. Lucchini, L. Malgeri, M. Mannelli, A. Martelli, F. Meijers, J.A. Merlin, S. Mersi, E. Meschi, P. Milenov⁴⁵, F. Moortgat, S. Morovic, M. Mulders, H. Neugebauer, S. Orfanelli, L. Orsini, L. Pape, E. Perez, M. Peruzzi, A. Petrilli, G. Petrucciani, A. Pfeiffer, M. Pierini, A. Racz, T. Reis, G. Rolandi⁴⁶, M. Rovere, H. Sakulin, J.B. Sauvan, C. Schäfer, C. Schwick, M. Seidel, A. Sharma, P. Silva, P. Sphicas⁴⁷, J. Steggemann, M. Stoye, Y. Takahashi, M. Tosi, D. Treille, A. Triossi, A. Tsirou, V. Veckalns⁴⁸, G.I. Veres²⁰, M. Verweij, N. Wardle, H.K. Wöhri, A. Zagozdinska³⁵, W.D. Zeuner

Paul Scherrer Institut, Villigen, Switzerland

W. Bertl, K. Deiters, W. Erdmann, R. Horisberger, Q. Ingram, H.C. Kaestli, D. Kotlinski, U. Langenegger, T. Rohe, S.A. Wiederkehr

Institute for Particle Physics, ETH Zurich, Zurich, Switzerland

F. Bachmair, L. Bäni, L. Bianchini, B. Casal, G. Dissertori, M. Dittmar, M. Donegà, C. Grab, C. Heidegger, D. Hits, J. Hoss, G. Kasieczka, W. Lustermann, B. Mangano, M. Marionneau, P. Martinez Ruiz del Arbol, M. Masciovecchio, M.T. Meinhard, D. Meister, F. Micheli,

P. Musella, F. Nessi-Tedaldi, F. Pandolfi, J. Pata, F. Pauss, G. Perrin, L. Perrozzi, M. Quittnat, M. Rossini, M. Schönenberger, A. Starodumov⁴⁹, V.R. Tavolaro, K. Theofilatos, R. Wallny

Universität Zürich, Zurich, Switzerland

T.K. Aarrestad, C. Amsler⁵⁰, L. Caminada, M.F. Canelli, A. De Cosa, C. Galloni, A. Hinzmann, T. Hreus, B. Kilminster, J. Ngadiuba, D. Pinna, G. Rauco, P. Robmann, D. Salerno, C. Seitz, Y. Yang, A. Zucchetta

National Central University, Chung-Li, Taiwan

V. Candelise, T.H. Doan, Sh. Jain, R. Khurana, M. Konyushikhin, C.M. Kuo, W. Lin, A. Pozdnyakov, S.S. Yu

National Taiwan University (NTU), Taipei, Taiwan

Arun Kumar, P. Chang, Y.H. Chang, Y. Chao, K.F. Chen, P.H. Chen, F. Fiori, W.-S. Hou, Y. Hsiung, Y.F. Liu, R.-S. Lu, M. Miñano Moya, E. Paganis, A. Psallidas, J.f. Tsai

Chulalongkorn University, Faculty of Science, Department of Physics, Bangkok, Thailand

B. Asavapibhop, G. Singh, N. Srimanobhas, N. Suwonjandee

Cukurova University - Physics Department, Science and Art Faculty

A. Adiguzel, S. Cerci⁵¹, S. Damarseckin, Z.S. Demiroglu, C. Dozen, I. Dumanoglu, S. Girgis, G. Gokbulut, Y. Guler, I. Hos⁵², E.E. Kangal⁵³, O. Kara, A. Kayis Topaksu, U. Kiminsu, M. Oglakci, G. Onengut⁵⁴, K. Ozdemir⁵⁵, D. Sunar Cerci⁵¹, H. Topakli⁵⁶, S. Turcpar, I.S. Zorbakir, C. Zorbilmez

Middle East Technical University, Physics Department, Ankara, Turkey

B. Bilin, S. Bilmis, B. Isildak⁵⁷, G. Karapinar⁵⁸, M. Yalvac, M. Zeyrek

Bogazici University, Istanbul, Turkey

E. Gülmez, M. Kaya⁵⁹, O. Kaya⁶⁰, E.A. Yetkin⁶¹, T. Yetkin⁶²

Istanbul Technical University, Istanbul, Turkey

A. Cakir, K. Cankocak, S. Sen⁶³

Institute for Scintillation Materials of National Academy of Science of Ukraine, Kharkov, Ukraine

B. Grynyov

National Scientific Center, Kharkov Institute of Physics and Technology, Kharkov, Ukraine

L. Levchuk, P. Sorokin

University of Bristol, Bristol, United Kingdom

R. Aggleton, F. Ball, L. Beck, J.J. Brooke, D. Burns, E. Clement, D. Cussans, H. Flacher, J. Goldstein, M. Grimes, G.P. Heath, H.F. Heath, J. Jacob, L. Kreczko, C. Lucas, D.M. Newbold⁶⁴, S. Paramesvaran, A. Poll, T. Sakuma, S. Seif El Nasr-storey, D. Smith, V.J. Smith

Rutherford Appleton Laboratory, Didcot, United Kingdom

A. Belyaev⁶⁵, C. Brew, R.M. Brown, L. Calligaris, D. Cieri, D.J.A. Cockerill, J.A. Coughlan, K. Harder, S. Harper, E. Olaiya, D. Petyt, C.H. Shepherd-Themistocleous, A. Thea, I.R. Tomalin, T. Williams

Imperial College, London, United Kingdom

M. Baber, R. Bainbridge, O. Buchmuller, A. Bundock, D. Burton, S. Casasso, M. Citron, D. Colling, L. Corpe, P. Dauncey, G. Davies, A. De Wit, M. Della Negra, R. Di Maria, P. Dunne, A. Elwood, D. Futyan, Y. Haddad, G. Hall, G. Iles, T. James, R. Lane, C. Laner, R. Lucas⁶⁴, L. Lyons, A.-M. Magnan, S. Malik, L. Mastrolorenzo, J. Nash, A. Nikitenko⁴⁹, J. Pela, B. Penning,

M. Pesaresi, D.M. Raymond, A. Richards, A. Rose, E. Scott, C. Seez, S. Summers, A. Tapper, K. Uchida, M. Vazquez Acosta⁶⁶, T. Virdee¹⁵, J. Wright, S.C. Zenz

Brunel University, Uxbridge, United Kingdom

J.E. Cole, P.R. Hobson, A. Khan, P. Kyberd, I.D. Reid, P. Symonds, L. Teodorescu, M. Turner

Baylor University, Waco, USA

A. Borzou, K. Call, J. Dittmann, K. Hatakeyama, H. Liu, N. Pastika

Catholic University of America

R. Bartek, A. Dominguez

The University of Alabama, Tuscaloosa, USA

A. Buccilli, S.I. Cooper, C. Henderson, P. Rumerio, C. West

Boston University, Boston, USA

D. Arcaro, A. Avetisyan, T. Bose, D. Gastler, D. Rankin, C. Richardson, J. Rohlf, L. Sulak, D. Zou

Brown University, Providence, USA

G. Benelli, D. Cutts, A. Garabedian, J. Hakala, U. Heintz, J.M. Hogan, O. Jesus, K.H.M. Kwok, E. Laird, G. Landsberg, Z. Mao, M. Narain, S. Piperov, S. Sagir, E. Spencer, R. Syarif

University of California, Davis, Davis, USA

R. Breedon, D. Burns, M. Calderon De La Barca Sanchez, S. Chauhan, M. Chertok, J. Conway, R. Conway, P.T. Cox, R. Erbacher, C. Flores, G. Funk, M. Gardner, W. Ko, R. Lander, C. Mclean, M. Mulhearn, D. Pellett, J. Pilot, S. Shalhout, M. Shi, J. Smith, M. Squires, D. Stolp, K. Tos, M. Tripathi

University of California, Los Angeles, USA

M. Bachtis, C. Bravo, R. Cousins, A. Dasgupta, A. Florent, J. Hauser, M. Ignatenko, N. Mccoll, D. Saltzberg, C. Schnaible, V. Valuev, M. Weber

University of California, Riverside, Riverside, USA

E. Bouvier, K. Burt, R. Clare, J. Ellison, J.W. Gary, S.M.A. Ghiasi Shirazi, G. Hanson, J. Heilman, P. Jandir, E. Kennedy, F. Lacroix, O.R. Long, M. Olmedo Negrete, M.I. Paneva, A. Shrinivas, W. Si, H. Wei, S. Wimpenny, B. R. Yates

University of California, San Diego, La Jolla, USA

J.G. Branson, G.B. Cerati, S. Cittolin, M. Derdzinski, R. Gerosa, A. Holzner, D. Klein, V. Krutelyov, J. Letts, I. Macneill, D. Olivito, S. Padhi, M. Pieri, M. Sani, V. Sharma, S. Simon, M. Tadel, A. Vartak, S. Wasserbaech⁶⁷, C. Welke, J. Wood, F. Würthwein, A. Yagil, G. Zevi Della Porta

University of California, Santa Barbara - Department of Physics, Santa Barbara, USA

N. Amin, R. Bhandari, J. Bradmiller-Feld, C. Campagnari, A. Dishaw, V. Dutta, M. Franco Sevilla, C. George, F. Golf, L. Gouskos, J. Gran, R. Heller, J. Incandela, S.D. Mullin, A. Ovcharova, H. Qu, J. Richman, D. Stuart, I. Suarez, J. Yoo

California Institute of Technology, Pasadena, USA

D. Anderson, J. Bendavid, A. Bornheim, J. Bunn, J. Duarte, J.M. Lawhorn, A. Mott, H.B. Newman, C. Pena, M. Spiropulu, J.R. Vlimant, S. Xie, R.Y. Zhu

Carnegie Mellon University, Pittsburgh, USA

M.B. Andrews, T. Ferguson, M. Paulini, J. Russ, M. Sun, H. Vogel, I. Vorobiev, M. Weinberg

University of Colorado Boulder, Boulder, USA

J.P. Cumalat, W.T. Ford, F. Jensen, A. Johnson, M. Krohn, S. Leontsinis, T. Mulholland, K. Stenson, S.R. Wagner

Cornell University, Ithaca, USA

J. Alexander, J. Chaves, J. Chu, S. Dittmer, K. Mcdermott, N. Mirman, G. Nicolas Kaufman, J.R. Patterson, A. Rinkevicius, A. Ryd, L. Skinnari, L. Soffi, S.M. Tan, Z. Tao, J. Thom, J. Tucker, P. Wittich, M. Zientek

Fairfield University, Fairfield, USA

D. Winn

Fermi National Accelerator Laboratory, Batavia, USA

S. Abdullin, M. Albrow, G. Apollinari, A. Apresyan, S. Banerjee, L.A.T. Bauerdick, A. Beretvas, J. Berryhill, P.C. Bhat, G. Bolla, K. Burkett, J.N. Butler, H.W.K. Cheung, F. Chlebana, S. Cihangir[†], M. Cremonesi, V.D. Elvira, I. Fisk, J. Freeman, E. Gottschalk, L. Gray, D. Green, S. Grünendahl, O. Gutsche, D. Hare, R.M. Harris, S. Hasegawa, J. Hirschauer, Z. Hu, B. Jayatilaka, S. Jindariani, M. Johnson, U. Joshi, B. Klima, B. Kreis, S. Lammel, J. Linacre, D. Lincoln, R. Lipton, M. Liu, T. Liu, R. Lopes De Sá, J. Lykken, K. Maeshima, N. Magini, J.M. Marraffino, S. Maruyama, D. Mason, P. McBride, P. Merkel, S. Mrenna, S. Nahn, V. O'Dell, K. Pedro, O. Prokofyev, G. Rakness, L. Ristori, E. Sexton-Kennedy, A. Soha, W.J. Spalding, L. Spiegel, S. Stoynev, J. Strait, N. Strobbe, L. Taylor, S. Tkaczyk, N.V. Tran, L. Uplegger, E.W. Vaandering, C. Vernieri, M. Verzocchi, R. Vidal, M. Wang, H.A. Weber, A. Whitbeck, Y. Wu

University of Florida, Gainesville, USA

D. Acosta, P. Avery, P. Bortignon, D. Bourilkov, A. Brinkerhoff, A. Carnes, M. Carver, D. Curry, S. Das, R.D. Field, I.K. Furic, J. Konigsberg, A. Korytov, J.F. Low, P. Ma, K. Matchev, H. Mei, G. Mitselmakher, D. Rank, L. Shchutska, D. Sperka, L. Thomas, J. Wang, S. Wang, J. Yelton

Florida International University, Miami, USA

S. Linn, P. Markowitz, G. Martinez, J.L. Rodriguez

Florida State University, Tallahassee, USA

A. Ackert, T. Adams, A. Askew, S. Bein, S. Hagopian, V. Hagopian, K.F. Johnson, H. Prosper, A. Santra, R. Yohay

Florida Institute of Technology, Melbourne, USA

M.M. Baarmand, V. Bhopatkar, S. Colafranceschi, M. Hohlmann, D. Noonan, T. Roy, F. Yumiceva

University of Illinois at Chicago (UIC), Chicago, USA

M.R. Adams, L. Apanasevich, D. Berry, R.R. Betts, I. Bucinskaite, R. Cavanaugh, O. Evdokimov, L. Gauthier, C.E. Gerber, D.J. Hofman, K. Jung, I.D. Sandoval Gonzalez, N. Varelas, H. Wang, Z. Wu, M. Zakaria, J. Zhang

The University of Iowa, Iowa City, USA

B. Bilki⁶⁸, W. Clarida, K. Dilsiz, S. Durgut, R.P. Gandrajula, M. Haytmyradov, V. Khristenko, J.-P. Merlo, H. Mermerkaya⁶⁹, A. Mestvirishvili, A. Moeller, J. Nachtman, H. Ogul, Y. Onel, F. Ozok⁷⁰, A. Penzo, C. Snyder, E. Tiras, J. Wetzel, K. Yi

Johns Hopkins University, Baltimore, USA

I. Anderson, B. Blumenfeld, A. Cocoros, N. Eminizer, D. Fehling, L. Feng, A.V. Gritsan, P. Maksimovic, J. Roskes, U. Sarica, M. Swartz, M. Xiao, Y. Xin, C. You

The University of Kansas, Lawrence, USA

A. Al-bataineh, P. Baringer, A. Bean, S. Boren, J. Bowen, J. Castle, L. Forthomme, R.P. Kenny III, S. Khalil, A. Kropivnitskaya, D. Majumder, W. Mcbrayer, M. Murray, S. Sanders, R. Stringer, J.D. Tapia Takaki, Q. Wang

Kansas State University, Manhattan, USA

A. Ivanov, K. Kaadze, Y. Maravin, A. Mohammadi, L.K. Saini, N. Skhirtladze, S. Toda

Lawrence Livermore National Laboratory, Livermore, USA

F. Rebassoo, D. Wright

University of Maryland, College Park, USA

C. Anelli, A. Baden, O. Baron, A. Belloni, B. Calvert, S.C. Eno, C. Ferraioli, J.A. Gomez, N.J. Hadley, S. Jabeen, G.Y. Jeng, R.G. Kellogg, T. Kolberg, J. Kunkle, A.C. Mignerey, F. Ricci-Tam, Y.H. Shin, A. Skuja, M.B. Tonjes, S.C. Tonwar

Massachusetts Institute of Technology, Cambridge, USA

D. Abercrombie, B. Allen, A. Apyan, V. Azzolini, R. Barbieri, A. Baty, R. Bi, K. Bierwagen, S. Brandt, W. Busza, I.A. Cali, M. D'Alfonso, Z. Demiragli, L. Di Matteo, G. Gomez Ceballos, M. Goncharov, D. Hsu, Y. Iiyama, G.M. Innocenti, M. Klute, D. Kovalskyi, K. Krajczar, Y.S. Lai, Y.-J. Lee, A. Levin, P.D. Luckey, B. Maier, A.C. Marini, C. Mcginn, C. Mironov, S. Narayanan, X. Niu, C. Paus, C. Roland, G. Roland, J. Salfeld-Nebgen, G.S.F. Stephans, K. Tatar, M. Varma, D. Velicanu, J. Veverka, J. Wang, T.W. Wang, B. Wyslouch, M. Yang

University of Minnesota, Minneapolis, USA

A.C. Benvenuti, R.M. Chatterjee, A. Evans, P. Hansen, S. Kalafut, S.C. Kao, Y. Kubota, Z. Lesko, J. Mans, S. Nourbakhsh, N. Ruckstuhl, R. Rusack, N. Tambe, J. Turkewitz

University of Mississippi, Oxford, USA

J.G. Acosta, S. Oliveros

University of Nebraska-Lincoln, Lincoln, USA

E. Avdeeva, K. Bloom, D.R. Claes, C. Fangmeier, R. Gonzalez Suarez, R. Kamalieddin, I. Kravchenko, A. Malta Rodrigues, J. Monroy, J.E. Siado, G.R. Snow, B. Stieger

State University of New York at Buffalo, Buffalo, USA

M. Alyari, J. Dolen, A. Godshalk, C. Harrington, I. Iashvili, J. Kaisen, D. Nguyen, A. Parker, S. Rappoccio, B. Roozbahani

Northeastern University, Boston, USA

G. Alverson, E. Barberis, A. Hortiangtham, A. Massironi, D.M. Morse, D. Nash, T. Orimoto, R. Teixeira De Lima, D. Trocino, R.-J. Wang, D. Wood

Northwestern University, Evanston, USA

S. Bhattacharya, O. Charaf, K.A. Hahn, A. Kumar, N. Mucia, N. Odell, B. Pollack, M.H. Schmitt, K. Sung, M. Trovato, M. Velasco

University of Notre Dame, Notre Dame, USA

N. Dev, M. Hildreth, K. Hurtado Anampa, C. Jessop, D.J. Karmgard, N. Kellams, K. Lannon, N. Marinelli, F. Meng, C. Mueller, Y. Musienko³⁶, M. Planer, A. Reinsvold, R. Ruchti, N. Rupperecht, G. Smith, S. Taroni, M. Wayne, M. Wolf, A. Woodard

The Ohio State University, Columbus, USA

J. Alimena, L. Antonelli, B. Bylsma, L.S. Durkin, S. Flowers, B. Francis, A. Hart, C. Hill, R. Hughes, W. Ji, B. Liu, W. Luo, D. Puigh, B.L. Winer, H.W. Wulsin

Princeton University, Princeton, USA

S. Cooperstein, O. Driga, P. Elmer, J. Hardenbrook, P. Hebda, D. Lange, J. Luo, D. Marlow, T. Medvedeva, K. Mei, I. Ojalvo, J. Olsen, C. Palmer, P. Piroué, D. Stickland, A. Svyatkovskiy, C. Tully

University of Puerto Rico, Mayaguez, USA

S. Malik

Purdue University, West Lafayette, USA

A. Barker, V.E. Barnes, S. Folgueras, L. Gutay, M.K. Jha, M. Jones, A.W. Jung, A. Khatiwada, D.H. Miller, N. Neumeister, J.F. Schulte, X. Shi, J. Sun, F. Wang, W. Xie

Purdue University Calumet, Hammond, USA

N. Parashar, J. Stupak

Rice University, Houston, USA

A. Adair, B. Akgun, Z. Chen, K.M. Ecklund, F.J.M. Geurts, M. Guilbaud, W. Li, B. Michlin, M. Northup, B.P. Padley, J. Roberts, J. Rorie, Z. Tu, J. Zabel

University of Rochester, Rochester, USA

B. Betchart, A. Bodek, P. de Barbaro, R. Demina, Y.t. Duh, T. Ferbel, M. Galanti, A. Garcia-Bellido, J. Han, O. Hindrichs, A. Khukhunaishvili, K.H. Lo, P. Tan, M. Verzetti

Rutgers, The State University of New Jersey, Piscataway, USA

A. Agapitos, J.P. Chou, Y. Gershtein, T.A. Gómez Espinosa, E. Halkiadakis, M. Heindl, E. Hughes, S. Kaplan, R. Kunnawalkam Elayavalli, S. Kyriacou, A. Lath, K. Nash, M. Osherson, H. Saka, S. Salur, S. Schnetzer, D. Sheffield, S. Somalwar, R. Stone, S. Thomas, P. Thomassen, M. Walker

University of Tennessee, Knoxville, USA

A.G. Delannoy, M. Foerster, J. Heideman, G. Riley, K. Rose, S. Spanier, K. Thapa

Texas A&M University, College Station, USA

O. Bouhali⁷¹, A. Celik, M. Dalchenko, M. De Mattia, A. Delgado, S. Dildick, R. Eusebi, J. Gilmore, T. Huang, E. Juska, T. Kamon⁷², R. Mueller, Y. Pakhotin, R. Patel, A. Perloff, L. Perniè, D. Rathjens, A. Safonov, A. Tatarinov, K.A. Ulmer

Texas Tech University, Lubbock, USA

N. Akchurin, C. Cowden, J. Damgov, F. De Guio, C. Dragoiu, P.R. Duderø, J. Faulkner, E. Gурpinar, S. Kunori, K. Lamichhane, S.W. Lee, T. Libeiro, T. Peltola, S. Undleeb, I. Volobouev, Z. Wang

Vanderbilt University, Nashville, USA

S. Greene, A. Gurrola, R. Janjam, W. Johns, C. Maguire, A. Melo, H. Ni, P. Sheldon, S. Tuo, J. Velkovska, Q. Xu

University of Virginia, Charlottesville, USA

M.W. Arenton, P. Barria, B. Cox, J. Goodell, R. Hirosky, A. Ledovskoy, H. Li, C. Neu, T. Sinthuprasith, X. Sun, Y. Wang, E. Wolfe, F. Xia

Wayne State University, Detroit, USA

C. Clarke, R. Harr, P.E. Karchin, J. Sturdy

University of Wisconsin - Madison, Madison, WI, USA

D.A. Belknap, J. Buchanan, C. Caillol, S. Dasu, L. Dodd, S. Duric, B. Gomber, M. Grothe,

M. Herndon, A. Hervé, P. Klabbbers, A. Lanaro, A. Levine, K. Long, R. Loveless, T. Perry, G.A. Pierro, G. Polese, T. Ruggles, A. Savin, N. Smith, W.H. Smith, D. Taylor, N. Woods

†: Deceased

- 1: Also at Vienna University of Technology, Vienna, Austria
- 2: Also at State Key Laboratory of Nuclear Physics and Technology, Peking University, Beijing, China
- 3: Also at Institut Pluridisciplinaire Hubert Curien (IPHC), Université de Strasbourg, CNRS/IN2P3, Strasbourg, France
- 4: Also at Universidade Estadual de Campinas, Campinas, Brazil
- 5: Also at Universidade Federal de Pelotas, Pelotas, Brazil
- 6: Also at Université Libre de Bruxelles, Bruxelles, Belgium
- 7: Also at Deutsches Elektronen-Synchrotron, Hamburg, Germany
- 8: Also at Joint Institute for Nuclear Research, Dubna, Russia
- 9: Also at Suez University, Suez, Egypt
- 10: Now at British University in Egypt, Cairo, Egypt
- 11: Also at Ain Shams University, Cairo, Egypt
- 12: Now at Helwan University, Cairo, Egypt
- 13: Also at Université de Haute Alsace, Mulhouse, France
- 14: Also at Skobeltsyn Institute of Nuclear Physics, Lomonosov Moscow State University, Moscow, Russia
- 15: Also at CERN, European Organization for Nuclear Research, Geneva, Switzerland
- 16: Also at RWTH Aachen University, III. Physikalisches Institut A, Aachen, Germany
- 17: Also at University of Hamburg, Hamburg, Germany
- 18: Also at Brandenburg University of Technology, Cottbus, Germany
- 19: Also at Institute of Nuclear Research ATOMKI, Debrecen, Hungary
- 20: Also at MTA-ELTE Lendület CMS Particle and Nuclear Physics Group, Eötvös Loránd University, Budapest, Hungary
- 21: Also at Institute of Physics, University of Debrecen, Debrecen, Hungary
- 22: Also at Indian Institute of Technology Bhubaneswar, Bhubaneswar, India
- 23: Also at University of Visva-Bharati, Santiniketan, India
- 24: Also at Indian Institute of Science Education and Research, Bhopal, India
- 25: Also at Institute of Physics, Bhubaneswar, India
- 26: Also at University of Ruhuna, Matara, Sri Lanka
- 27: Also at Isfahan University of Technology, Isfahan, Iran
- 28: Also at Yazd University, Yazd, Iran
- 29: Also at Plasma Physics Research Center, Science and Research Branch, Islamic Azad University, Tehran, Iran
- 30: Also at Università degli Studi di Siena, Siena, Italy
- 31: Also at Purdue University, West Lafayette, USA
- 32: Also at International Islamic University of Malaysia, Kuala Lumpur, Malaysia
- 33: Also at Malaysian Nuclear Agency, MOSTI, Kajang, Malaysia
- 34: Also at Consejo Nacional de Ciencia y Tecnología, Mexico city, Mexico
- 35: Also at Warsaw University of Technology, Institute of Electronic Systems, Warsaw, Poland
- 36: Also at Institute for Nuclear Research, Moscow, Russia
- 37: Now at National Research Nuclear University 'Moscow Engineering Physics Institute' (MEPhI), Moscow, Russia
- 38: Also at St. Petersburg State Polytechnical University, St. Petersburg, Russia
- 39: Also at University of Florida, Gainesville, USA
- 40: Also at P.N. Lebedev Physical Institute, Moscow, Russia

- 41: Also at INFN Sezione di Padova; Università di Padova; Università di Trento (Trento), Padova, Italy
- 42: Also at Budker Institute of Nuclear Physics, Novosibirsk, Russia
- 43: Also at Faculty of Physics, University of Belgrade, Belgrade, Serbia
- 44: Also at INFN Sezione di Roma; Università di Roma, Roma, Italy
- 45: Also at University of Belgrade, Faculty of Physics and Vinca Institute of Nuclear Sciences, Belgrade, Serbia
- 46: Also at Scuola Normale e Sezione dell'INFN, Pisa, Italy
- 47: Also at National and Kapodistrian University of Athens, Athens, Greece
- 48: Also at Riga Technical University, Riga, Latvia
- 49: Also at Institute for Theoretical and Experimental Physics, Moscow, Russia
- 50: Also at Albert Einstein Center for Fundamental Physics, Bern, Switzerland
- 51: Also at Adiyaman University, Adiyaman, Turkey
- 52: Also at Istanbul Aydin University, Istanbul, Turkey
- 53: Also at Mersin University, Mersin, Turkey
- 54: Also at Cag University, Mersin, Turkey
- 55: Also at Piri Reis University, Istanbul, Turkey
- 56: Also at Gaziosmanpasa University, Tokat, Turkey
- 57: Also at Ozyegin University, Istanbul, Turkey
- 58: Also at Izmir Institute of Technology, Izmir, Turkey
- 59: Also at Marmara University, Istanbul, Turkey
- 60: Also at Kafkas University, Kars, Turkey
- 61: Also at Istanbul Bilgi University, Istanbul, Turkey
- 62: Also at Yildiz Technical University, Istanbul, Turkey
- 63: Also at Hacettepe University, Ankara, Turkey
- 64: Also at Rutherford Appleton Laboratory, Didcot, United Kingdom
- 65: Also at School of Physics and Astronomy, University of Southampton, Southampton, United Kingdom
- 66: Also at Instituto de Astrofísica de Canarias, La Laguna, Spain
- 67: Also at Utah Valley University, Orem, USA
- 68: Also at Argonne National Laboratory, Argonne, USA
- 69: Also at Erzincan University, Erzincan, Turkey
- 70: Also at Mimar Sinan University, Istanbul, Istanbul, Turkey
- 71: Also at Texas A&M University at Qatar, Doha, Qatar
- 72: Also at Kyungpook National University, Daegu, Korea