

Study of final-state radiation in decays of Z bosons produced in pp collisions at 7 TeV

V. Khachatryan *et al.**

(CMS Collaboration)

(Received 27 February 2015; published 29 May 2015)

The differential cross sections for the production of photons in $Z \rightarrow \mu^+\mu^-\gamma$ decays are presented as a function of the transverse energy of the photon and its separation from the nearest muon. The data for these measurements are collected with the CMS detector and correspond to an integrated luminosity of 4.7 fb^{-1} of pp collisions at $\sqrt{s} = 7 \text{ TeV}$ delivered by the CERN LHC. The cross sections are compared to simulations with POWHEG and PYTHIA, where PYTHIA is used to simulate parton showers and final-state photons. These simulations match the data to better than 5%.

DOI: [10.1103/PhysRevD.91.092012](https://doi.org/10.1103/PhysRevD.91.092012)

PACS numbers: 14.70.Hp, 12.38.-t, 13.40.Ks

I. INTRODUCTION

We present a study and differential cross section measurements of photons emitted in decays of Z bosons produced at a hadron collider. Such radiative decays of the Z boson were noted in the very first Z boson publications of UA1 and UA2 [1,2], but subsequently have not been given a detailed study in hadron colliders. In 2011, the CERN LHC delivered pp collisions at $\sqrt{s} = 7 \text{ TeV}$, and data corresponding to an integrated luminosity of 4.7 fb^{-1} were collected with the CMS detector. From these data, we select a sample of events in which a Z boson decays to a $\mu^+\mu^-$ pair and an energetic photon. We measure the differential cross sections $d\sigma/dE_T$ with respect to the photon transverse energy E_T and $d\sigma/d\Delta R_{\mu\gamma}$ with respect to the separation of the photon from the nearest muon. Here, $\Delta R_{\mu\gamma} = \sqrt{(\phi_\mu - \phi_\gamma)^2 + (\eta_\mu - \eta_\gamma)^2}$, where ϕ is the azimuthal angle (in radians) around the beam axis and η is the pseudorapidity. The cross sections include contributions from the Z resonance, virtual photon exchange, and their interference, collectively referred to as Drell-Yan (DY) production.

Photons emitted in Z boson decays, which we call final-state radiation (FSR) photons, can be energetic (tens of GeV) and well separated from the leptons (by more than a radian). Quantum electrodynamics (QED) corrections that describe FSR production are well understood. Quantum chromodynamics (QCD) corrections modify the kinematic distributions of the Z boson; in particular, the Z boson acquires a nonzero component of momentum transverse to the beam: $q_T > 0$. The FEWZ program calculates both QCD and QED corrections for the DY process [3]. However, it

does not include mixed QCD and QED corrections; the required two-loop integrals are technically very challenging, and progress has been made only recently [4]. In practice, event generators employing matrix element calculations matched to parton showers must be used [5,6]. It is the goal of this analysis to establish the quality of the modeling of FSR over a wide kinematic and angular range. The results will support future measurements of the W mass, the study of $Z + \gamma$ production, and searches for new particles in final states with photons.

In an attempt to compare photons emitted close to a muon (a process that is modeled primarily by a partonic photon shower) and far from the muons (which requires a matrix element calculation), we measure $d\sigma/dE_T$ for $0.05 < \Delta R_{\mu\gamma} \leq 0.5$ and $0.5 < \Delta R_{\mu\gamma} \leq 3$. Furthermore, since the size of the QCD corrections varies with the transverse momentum of the Z boson, we measure $d\sigma/dE_T$ and $d\sigma/d\Delta R_{\mu\gamma}$ for $q_T < 10 \text{ GeV}$ and $q_T > 50 \text{ GeV}$, where q_T is defined as the vector sum of the transverse momenta of the two muons and the photon. These cross sections are defined with respect to the fiducial and kinematic requirements detailed below; no acceptance corrections are applied. Nonetheless, we do correct for detector resolution and efficiencies.

This article is structured as follows. We briefly describe the CMS detector and the event samples we use in Sec. II. The details of the event selection are given in Sec. III. Background estimation and the way we unfold the data distributions are discussed in Secs. IV and V. We discuss the systematic uncertainties in Sec. VI and report our results and summarize the work in Secs. VII and VIII.

II. THE CMS DETECTOR AND EVENT SAMPLES

A full description of the CMS detector can be found in Ref. [7]; here we briefly describe the components most important for this analysis. The central feature of the CMS experiment is a superconducting solenoid that provides an

*Full author list given at the end of the article.

axial magnetic field of 3.8 T. A tracking system composed of a silicon pixel detector and a silicon strip detector is installed around the beam line, and provides measurements of the trajectory of charged particles for $|\eta| < 2.5$. After passing through the tracker, particles strike the crystal electromagnetic calorimeter (ECAL) followed by the brass and scintillator hadron calorimeter. The solenoid coil encloses the tracker and the calorimetry. Four stations of muon detectors measure the trajectories of muons that pass through the tracker and the calorimeters for $|\eta| < 2.4$. Three detector technologies are employed in the muon system: drift tubes for central rapidities, cathode strip detectors for the forward rapidities, and resistive-plate chambers for all rapidities. Combining information from the muon detectors and the tracker, the transverse momentum (p_T) resolution for muons used in this analysis varies from 1% to 6%, depending on η and p_T [8]. The E_T of photons and electrons is measured using energy deposited in the ECAL, which consists of nearly 76 000 lead tungstate crystals distributed in the barrel region ($|\eta| < 1.479$) and two end cap regions ($1.479 < |\eta| < 3.0$). The photon energy resolution is better than 5% for the range of E_T pertinent to this analysis [9]. Events are selected using a two-level trigger system. The level-1 trigger composed of custom-designed processing hardware selects events of interest based on information from the muon detectors and calorimeters [10]. The high-level trigger is software based, running a simpler and therefore faster version of the off-line reconstruction code on the full detector information, including the tracker [11].

Simulated data samples are used to design and verify the principles of the analysis. They are also used to assess efficiencies, resolution, and backgrounds. The signal process is simulated using the POWHEG (V1.0) [12] event generator with PYTHIA (V6.4.24) [13] used to simulate parton showers and final-state photons (referred to in what follows as POWHEG + PYTHIA). This combination is also used for $t\bar{t}$ and diboson (WW , WZ , ZZ) production. The CT10 [14] parton distribution functions are used. The Z2 parameter set [15] is used to model the underlying event in PYTHIA, and the effects of additional pp collisions that produce signals registered together with the main interaction are included in the simulation.

The response of the detector is simulated using GEANT4 [16]. The simulated events are processed using the same version of the off-line reconstruction code used for the data.

III. EVENT SELECTION

The data are recorded using a trigger that requires two muons. One muon is required to have $p_T > 13$ GeV, and the other, $p_T > 8$ GeV. This trigger has no requirement on the isolation of the muons.

Events with a pair of oppositely charged, well-reconstructed, and isolated muons and an isolated photon are selected. The kinematic and fiducial requirements for

TABLE I. Summary of kinematic and fiducial event requirements.

Object	Requirement
Leading muon	$p_T > 31$ GeV and $ \eta < 2.4$
Trailing muon	$p_T > 9$ GeV and $ \eta < 2.4$
Acollinearity	$\alpha > 0.005$ radians
Photon	$E_T > 5$ GeV, $ \eta < 2.4$ but not $1.4 < \eta < 1.6$; $0.05 < \Delta R_{\mu\gamma} \leq 3$
Signal region	$30 < M_{\mu\mu} < 87$ GeV
Control region	$89 < M_{\mu\mu} < 100$ GeV

selecting events are based wholly on the muon and photon kinematic quantities, and are summarized in Table I. As explained below, we use the dimuon mass $M_{\mu\mu}$ to define a “signal region” that is rich in FSR photons, and a “control region” that is dominated by background sources of photons.

Muons are selected in the manner developed for the measurements of the DY cross section [17]. They must be reconstructed using an algorithm that finds a track segment in the muon detectors and links it with a track in the silicon tracker, and also through an algorithm that extrapolates a track in the silicon tracker outward and matches it with hits registered in the muon detectors. We select the two highest p_T muons (which we will call “leading” and “trailing”), and ignore any additional muons. These two muons must have opposite charge. The leading muon must satisfy the requirements $p_T > 31$ GeV and $|\eta| < 2.4$, while the trailing muon must satisfy $p_T > 9$ GeV and $|\eta| < 2.4$ to ensure good reconstruction efficiency. A vertex fit is performed to the two muon tracks, and the χ^2 probability of the fit must be at least 0.02. We define the difference between π and the opening angle of the two muons as the acollinearity α , and remove a very small region of phase space where α is less than 5 mrad to reduce contamination by cosmic rays to a negligible level.

Photons are reconstructed using the particle flow (PF) algorithm [18,19] that uses clustered energy deposits in ECAL. The PF algorithm allows us to reconstruct photons at relatively low E_T and to maintain coherence with the calculation of the isolation observables described below. Photons that convert to electron-positron pairs are included in this reconstruction. Events selected for this analysis must have at least one photon with $E_T > 5$ GeV, and the separation of this photon with respect to the closest muon must satisfy $0.05 < \Delta R_{\mu\gamma} \leq 3$. Studies using the simulation show that photons with $\Delta R_{\mu\gamma} < 0.05$ are difficult to reconstruct reliably due to the energy deposition left by the muon, and no signal photons with $\Delta R_{\mu\gamma} > 3$ are expected. If an event has more than one photon satisfying this selection criteria, we select the one with the highest E_T . In events in which one photon is selected, a second photon is present 15% of the time; however, these extra photons are expected to be mostly background, since the fraction of

events with a second FSR photon in simulation is approximately 0.5%. More details about these background photons are given in Sec. IV.

All three particles emitted in the Z boson decay—the two muons and the photon—are usually isolated from other particles produced in the same bunch crossing. We can reduce backgrounds substantially by imposing appropriate isolation requirements. The isolation quantities, I_μ for the muons and I_γ for the photon, are based on the scalar p_T sums of reconstructed PF particles within a cone around the muon or photon direction. The cone size for both muons and photons is $\Delta R = 0.3$. The muon p_T is not included in the sum for I_μ , and the photon E_T is not included in the sum for I_γ ; these isolation quantities are meant to represent the energy carried by particles originating from the main primary vertex close to the given muon or photon. For a well-isolated muon or photon, I_μ or I_γ should be small.

Special care is taken to avoid inefficiencies and biases occurring when the FSR photon falls close to the muon; in such cases the muon and the photon may appear, superficially, to be nonisolated. To avoid this effect, we exclude any PF photon from the muon isolation sum. Furthermore, since the photon can convert and produce charged particle tracks that cannot always be unambiguously identified as an e^+e^- pair, we exclude from the muon isolation sum charged tracks that lack hits in the pixel detector or that have $p_T < 0.5$ GeV. Finally, any particle that lands in a cone of $\Delta R < 0.2$ around a PF photon is excluded from the muon isolation sum. After these modifications to the muon isolation variable, the efficiency of the isolation requirement is flat (98%) for all $\Delta R_{\mu\gamma}$ and is higher than the efficiency of the unmodified isolation requirement by about 0.5%. Adding these modifications does not significantly increase the backgrounds.

The instantaneous luminosity of the LHC was sufficiently high that each bunch crossing resulted in multiple pp collisions (8.2 on average). The extraneous pp collisions are referred to as “pileup” and must be taken into consideration when defining and calculating the muon and photon isolation variables. Charged hadrons, electrons, and muons coming from pileup can be identified by checking their point of origin along the beam line, which will typically not coincide with the primary vertex from which the muons originate. When summing the contributions of charged hadrons, electrons, and muons to the isolation variable, those coming from pileup are excluded. This distinction is not possible for photons and neutral hadrons, however. Instead, an estimate I_p of the contribution of photons and neutral hadrons to the sum is made: we use one-half of the (already excluded) contribution from charged hadrons within the isolation cone. This estimate is subtracted from the sum of contributions from photons and neutral hadrons; if the result is negative, we then use a net contribution of zero.

We designate by I_{h^\pm} the sum of p_T for charged particles that are not excluded from the isolation sum. We let I_{em} and I_{h^0} stand for the sums over the p_T of all photons and neutral hadrons, and I_p for the estimate of the pileup contribution to I_{em} and I_{h^0} . The muon isolation variable is, then,

$$I_\mu = (I_{h^\pm} + I_{h^0})/p_T. \quad (1)$$

Note that the sum is normalized to the p_T of the muon. We require $I_\mu < 0.2$ for both muons.

The photon isolation variable is calculated as above, except that the muons are not included in the sum, and there is no special exclusion of charged tracks near the photon:

$$I_\gamma = I_{h^\pm} + \max(I_{em} + I_{h^0} - I_p, 0). \quad (2)$$

We require $I_\gamma < 6$ GeV.

The emission of FSR photons in Z boson decays reduces the momenta of the muons. Consequently, the dimuon mass $M_{\mu\mu}$ tends to be lower than M_Z , the nominal mass of the Z boson. Simulations indicate that, for most of the signal, $M_{\mu\mu} < 87$ GeV, due to the requirement $E_T > 5$ GeV for the photon. They also show that the $M_{\mu\mu}$ distribution for radiative decays $Z \rightarrow \mu^+\mu^-\gamma$ ends at $M_{\mu\mu} \approx 30$ GeV. A requirement $M_{\mu\mu} > 30$ GeV also helps to avoid a kinematic region in which the acceptance is difficult to model. Therefore, our signal region is defined by $30 < M_{\mu\mu} < 87$ GeV. We also define a control region by $89 < M_{\mu\mu} < 100$ GeV, where the contribution of FSR photons is quite small (below 0.5%). The numbers of events we select are 56 005 in the signal region and 45 277 in the control region.

IV. BACKGROUND ESTIMATION

Nearly all selected events have two prompt muons from the DY process. Backgrounds come mainly from “non-prompt” photons, which may be genuine photons produced in the decays of light mesons (such as π^0 and η), a pair of overlapping photons that cannot be distinguished from a single photon, and photons from pileup. We study these backgrounds with simulated DY events and apply corrections so that the simulation reproduces the data distributions, as described in detail below.

Some events come from processes other than DY, such as $t\bar{t}$ and diboson production. These backgrounds are very small and are estimated using the simulation. Similarly, a small background from the DY production of $\tau^+\tau^-$ is also estimated from simulation. The background from multijet events, including events with a $W^\pm \rightarrow \mu^\pm\nu$ decay, is estimated using events with same-sign muons. Backgrounds from simultaneous nonprompt muon and nonprompt photon sources are negligible. The composition of the signal sample is given in Table II.

TABLE II. Composition of the signal sample. The simulation has been tuned to reproduce the data in the control region.

Process	Fraction
Signal	77.1%
DY with a nonprompt photon	9.5%
Pileup	11.2%
$t\bar{t}$	0.6%
$\tau^+\tau^-$	0.3%
Dibosons	0.2%
Multijets	1.1%

The control region is dominated by nonprompt photons whose kinematic distributions (E_T , η , $\Delta R_{\mu\gamma}$) are nearly identical to nonprompt photons in the signal region. Quantitative comparisons of data and simulation revealed significant discrepancies in the control region that prompted corrections to the simulation, which we now explain.

The POWHEG + PYTHIA sample does not reproduce the number of jets per event well, so we apply weights to the simulated events as a function of the number of reconstructed jets in each event. For this purpose, jets are reconstructed from PF objects using the anti- k_T algorithm [20] with a size parameter $R = 0.5$. We consider jets with $p_T > 20$ GeV and $|\eta| < 2.4$ that do not overlap with the muons or the photon.

Studies of I_γ for events in the control region reveal small discrepancies in the multiplicity and p_T spectra of charged hadrons included in the sum. We apply weights to the simulated events to bring the multiplicities into agreement, and we impose $p_T > 0.5$ GeV on charged hadrons. The simulated I_γ distributions match those in the data very well after applying these weights.

Finally, the E_T and η distributions of nonprompt photons in the simulation deviate from those in the data. We fit simple analytic functions to the ratios of the data to simulated E_T and η distributions and define a weight as the product of those functions. We check that this factorization is valid (i.e., that the E_T correction is the same for different narrow ranges of η , and vice versa).

After these three corrections (for jet multiplicity, for the spectrum of charged hadrons in the isolation sums, and for the E_T and η of the nonprompt photon), the simulation matches the data in all kinematic distributions in the control region, an example of which is shown in Fig. 1, top. The total change in the background estimate due to these corrections is approximately 5% to 10%. We use the simulation with these weights to model the small background in the signal region (Fig. 1, bottom).

Given the definition of the signal region, the contribution of photons emitted in the initial state is very small (on the order of 4×10^{-4} as determined from the POWHEG + PYTHIA sample) and is counted as signal.

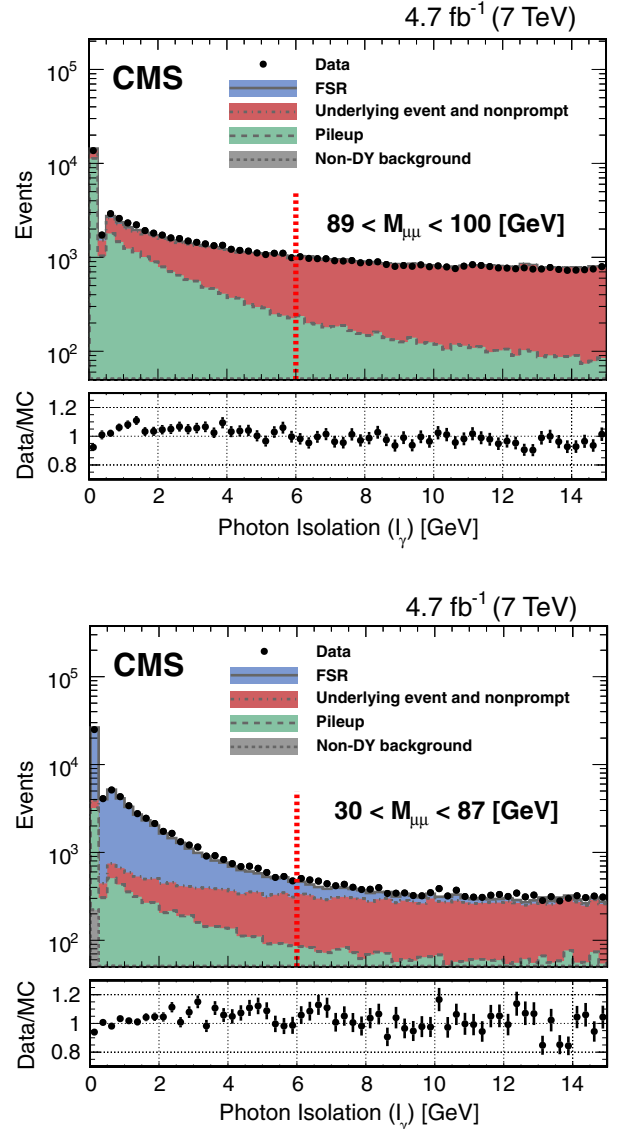


FIG. 1 (color online). Distributions of the photon isolation variable I_γ for the control region (top) and for the signal region (bottom) after all corrections have been applied. The bottom panels display the ratio of data to the MC expectation. The requirement for FSR photons is $I_\gamma < 6$ GeV.

V. CORRECTING FOR DETECTOR EFFECTS

Our goal is to measure differential cross sections in a form that is optimal for testing FSR calculations. Therefore we are obliged to remove the effects of detector resolution and efficiency (including reconstruction, isolation, and trigger efficiency). The corrections for the muons follow the techniques developed for the DY cross section measurements [17]. The corrections for photons are applied using an unfolding technique, as discussed in this section.

We apply small corrections to the muon momentum scale as a function of muon p_T , η_μ , and ϕ_μ [21]; they have almost no impact on our measurements. The muon reconstruction

TABLE III. Relative systematic uncertainties for $d\sigma/dE_T$ (in percent).

Kinematic requirement (GeV)	Background estimation	Muon efficiency	Photon E_T scale	Photon E_T resolution	Photon efficiency	Pileup photons	Unfolding	Total
$0.05 < \Delta R_{\mu\gamma} \leq 3$								
$5 < E_T \leq 10$	2.7	3.0	0.5	1.0	2.0	1.5	1.4	5.1
$10 < E_T \leq 15$	1.3	2.5	0.5	0.5	1.0	0.4	1.4	3.4
$15 < E_T \leq 20$	0.9	2.5	0.5	0.5	1.3	0.1	1.4	3.3
$20 < E_T \leq 25$	0.8	2.7	0.5	0.5	1.4	< 0.1	1.4	3.5
$25 < E_T \leq 30$	0.7	3.3	0.5	0.5	1.5	< 0.1	1.4	4.0
$30 < E_T \leq 40$	1.0	4.3	0.5	0.5	1.1	0.1	1.4	4.8
$40 < E_T \leq 50$	2.9	4.4	1.0	0.5	2.8	0.5	1.4	6.3
$50 < E_T \leq 75$	7.2	4.5	1.0	0.5	2.0	0.6	1.4	8.9
$75 < E_T \leq 100$	15.3	4.5	3.0	1.0	6.9	1.1	1.4	17.8
$0.05 < \Delta R_{\mu\gamma} \leq 0.5$								
$5 < E_T \leq 10$	0.8	2.1	0.5	1.0	2.0	0.1	1.4	3.5
$10 < E_T \leq 15$	0.4	2.0	0.5	0.5	1.0	< 0.1	1.4	2.8
$15 < E_T \leq 20$	0.3	2.2	0.5	0.5	1.3	< 0.1	1.4	3.1
$20 < E_T \leq 25$	0.3	2.5	0.5	0.5	1.4	< 0.1	1.4	3.3
$25 < E_T \leq 30$	0.2	3.2	0.5	0.5	1.5	< 0.1	1.4	3.9
$30 < E_T \leq 40$	0.3	4.3	0.5	0.5	1.1	< 0.1	1.4	4.7
$40 < E_T \leq 50$	0.9	3.9	1.0	0.5	2.8	< 0.1	1.4	5.2
$50 < E_T \leq 75$	2.3	3.0	1.0	0.5	2.0	< 0.1	1.4	4.6
$75 < E_T \leq 100$	4.9	3.1	3.0	1.0	6.9	0.8	1.4	9.7
$0.5 < \Delta R_{\mu\gamma} \leq 3$								
$5 < E_T \leq 10$	6.4	4.7	0.5	1.0	2.0	3.8	1.4	9.2
$10 < E_T \leq 15$	2.8	3.2	0.5	0.5	1.0	0.8	1.4	4.7
$15 < E_T \leq 20$	1.9	2.8	0.5	0.5	1.3	0.3	1.4	4.0
$20 < E_T \leq 25$	1.7	3.0	0.5	0.5	1.4	< 0.1	1.4	4.0
$25 < E_T \leq 30$	1.6	3.4	0.5	0.5	1.5	0.1	1.4	4.3
$30 < E_T \leq 40$	2.3	4.4	0.5	0.5	1.1	0.2	1.4	5.3
$40 < E_T \leq 50$	6.5	5.1	1.0	0.5	2.8	1.3	1.4	9.0
$50 < E_T \leq 75$	16.1	8.1	1.0	0.5	2.0	2.0	1.4	18.4
$75 < E_T \leq 100$	34.5	6.2	3.0	1.0	6.9	3.5	1.4	36.0
$0.05 < \Delta R_{\mu\gamma} \leq 3$ and $q_T < 10$ GeV								
$5 < E_T \leq 10$	1.4	2.2	0.5	1.0	2.0	1.0	1.4	3.9
$10 < E_T \leq 15$	0.6	1.9	0.5	0.5	1.0	0.1	1.4	2.8
$15 < E_T \leq 20$	0.4	2.1	0.5	0.5	1.3	< 0.1	1.4	3.0
$20 < E_T \leq 25$	0.4	2.4	0.5	0.5	1.4	< 0.1	1.4	3.3
$25 < E_T \leq 30$	0.5	3.5	0.5	0.5	1.5	< 0.1	1.4	4.1
$30 < E_T \leq 40$	0.6	5.1	0.5	0.5	1.1	< 0.1	1.4	5.5
$40 < E_T \leq 50$	7.3	4.7	1.0	0.5	2.8	1.0	1.4	9.4
$50 < E_T \leq 75$	18.2	8.5	1.0	0.5	2.0	4.4	1.4	20.8
$75 < E_T \leq 100$	38.9	6.4	3.0	1.0	6.9	< 0.1	1.4	40.2
$0.05 < \Delta R_{\mu\gamma} \leq 3$ and $q_T > 50$ GeV								
$5 < E_T \leq 10$	5.7	4.2	0.5	1.0	2.0	1.8	1.4	7.8
$10 < E_T \leq 15$	3.0	3.3	0.5	0.5	1.0	0.4	1.4	4.9
$15 < E_T \leq 20$	3.0	2.8	0.5	0.5	1.3	0.3	1.4	4.6
$20 < E_T \leq 25$	2.3	2.7	0.5	0.5	1.4	0.2	1.4	4.2
$25 < E_T \leq 30$	1.9	2.6	0.5	0.5	1.5	0.1	1.4	3.9
$30 < E_T \leq 40$	2.9	2.9	0.5	0.5	1.1	0.3	1.4	4.6
$40 < E_T \leq 50$	1.5	2.8	1.0	0.5	2.8	0.2	1.4	4.6
$50 < E_T \leq 75$	3.9	2.8	1.0	0.5	2.0	0.3	1.4	5.5
$75 < E_T \leq 100$	8.2	3.5	3.0	1.0	6.9	0.2	1.4	11.8

efficiency (taken from simulation and corrected to match the data as a function of p_T and η_μ) is taken into account by applying weights on a per-event basis. We do not correct for the approximately 0.5% increase in the isolation efficiency coming from the way we handle FSR photons falling within the muon isolation cone.

The energy scale and efficiencies for photons are more central to our task. Most PF photon energies correspond to the true energies within a few percent. However, in about 13% of the cases the photon energy is significantly underestimated. The simulation reproduces this effect very well. We construct a “response” matrix that relates the PF energy to the true energy as a function of η_γ and $\Delta R_{\mu\gamma}$. The angular quantities η_γ and $\Delta R_{\mu\gamma}$ are themselves well measured. We use the iterative D’Agostini method of unfolding [22] as implemented in the ROOUNFOLD package [23]. By default, we unfold in the three quantities E_T , η_γ , and $\Delta R_{\mu\gamma}$ simultaneously after subtracting backgrounds; as a cross-check we also unfold the E_T and $\Delta R_{\mu\gamma}$ distributions one at a

time, and we also use a single-value decomposition method [24]. All results are consistent with each other. To verify the independence of the unfolded result on the assumed spectra, we distort the FSR model in an arbitrary manner when reconstructing the response matrix. The unfolded result is no different than the original one we obtained. A closure test in which the simulation is treated as data and undergoes the same unfolding procedure indicates no deviation greater than 1.5%.

The unfolding procedure corrects for the photon reconstruction and isolation efficiency. It also corrects for bias in the PF photon energy assuming that such a bias is reproduced in the simulation. Verification of the photon efficiencies and energy scale in the data with respect to the simulation are discussed in Sec. VI.

VI. SYSTEMATIC UNCERTAINTIES

Systematic uncertainties are assigned to each step of the analysis procedure using methods detailed in this section.

TABLE IV. Relative systematic uncertainties for $d\sigma/d\Delta R_{\mu\gamma}$ (in percent).

Kinematic requirement	Background estimation	Muon efficiency	Photon E_T scale	Photon E_T resolution	Photon efficiency	Pileup photons	Unfolding	Total
$E_T > 5.0$ GeV								
$0.15 < \Delta R_{\mu\gamma} \leq 0.1$	0.7	2.4	< 0.1	< 0.1	1.0	< 0.1	1.4	3.0
$0.1 < \Delta R_{\mu\gamma} \leq 0.15$	0.6	2.3	< 0.1	< 0.1	1.1	< 0.1	1.4	3.0
$0.15 < \Delta R_{\mu\gamma} \leq 0.3$	0.4	2.3	< 0.1	< 0.1	1.0	< 0.1	1.4	2.9
$0.3 < \Delta R_{\mu\gamma} \leq 0.5$	0.5	2.3	< 0.1	< 0.1	1.0	0.1	1.4	3.0
$0.5 < \Delta R_{\mu\gamma} \leq 0.8$	1.1	2.6	< 0.1	< 0.1	1.0	0.6	1.4	3.4
$0.8 < \Delta R_{\mu\gamma} \leq 1.2$	2.2	3.2	< 0.1	< 0.1	1.1	1.1	1.4	4.4
$1.2 < \Delta R_{\mu\gamma} \leq 1.6$	4.1	3.7	< 0.1	< 0.1	1.1	1.7	1.4	6.1
$1.6 < \Delta R_{\mu\gamma} \leq 2.0$	6.6	4.9	< 0.1	< 0.1	1.1	2.8	1.4	8.8
$2.0 < \Delta R_{\mu\gamma} \leq 3.0$	18.3	9.9	< 0.1	< 0.1	1.3	7.9	1.4	22.3
$E_T > 5.0$ GeV and $q_T < 10$ GeV								
$0.15 < \Delta R_{\mu\gamma} \leq 0.1$	0.2	2.1	< 0.1	< 0.1	1.0	< 0.1	1.4	2.8
$0.1 < \Delta R_{\mu\gamma} \leq 0.15$	0.2	2.2	< 0.1	< 0.1	1.1	< 0.1	1.4	2.8
$0.15 < \Delta R_{\mu\gamma} \leq 0.3$	0.1	2.1	< 0.1	< 0.1	1.0	< 0.1	1.4	2.7
$0.3 < \Delta R_{\mu\gamma} \leq 0.5$	0.3	2.2	< 0.1	< 0.1	1.0	0.1	1.4	2.8
$0.5 < \Delta R_{\mu\gamma} \leq 0.8$	0.7	2.4	< 0.1	< 0.1	1.0	0.3	1.4	3.0
$0.8 < \Delta R_{\mu\gamma} \leq 1.2$	1.3	2.5	< 0.1	< 0.1	1.1	0.6	1.4	3.4
$1.2 < \Delta R_{\mu\gamma} \leq 1.6$	2.2	2.7	< 0.1	< 0.1	1.1	1.0	1.4	4.1
$1.6 < \Delta R_{\mu\gamma} \leq 2.0$	3.8	3.1	< 0.1	< 0.1	1.1	2.1	1.4	5.6
$2.0 < \Delta R_{\mu\gamma} \leq 3.0$	15.9	7.4	< 0.1	< 0.1	1.3	9.0	1.4	19.8
$E_T > 5.0$ GeV and $q_T > 50$ GeV								
$0.15 < \Delta R_{\mu\gamma} \leq 0.1$	1.8	2.5	< 0.1	< 0.1	1.0	< 0.1	1.4	3.6
$0.1 < \Delta R_{\mu\gamma} \leq 0.15$	1.1	2.3	< 0.1	< 0.1	1.1	< 0.1	1.4	3.1
$0.15 < \Delta R_{\mu\gamma} \leq 0.3$	1.5	2.4	< 0.1	< 0.1	1.0	< 0.1	1.4	3.4
$0.3 < \Delta R_{\mu\gamma} \leq 0.5$	1.7	2.4	< 0.1	< 0.1	1.0	0.1	1.4	3.4
$0.5 < \Delta R_{\mu\gamma} \leq 0.8$	2.6	2.9	< 0.1	< 0.1	1.0	0.7	1.4	4.4
$0.8 < \Delta R_{\mu\gamma} \leq 1.2$	4.2	3.8	< 0.1	< 0.1	1.1	1.4	1.4	6.1
$1.2 < \Delta R_{\mu\gamma} \leq 1.6$	9.1	5.2	< 0.1	< 0.1	1.1	1.9	1.4	10.8
$1.6 < \Delta R_{\mu\gamma} \leq 2.0$	14.9	7.4	< 0.1	< 0.1	1.1	3.4	1.4	17.1
$2.0 < \Delta R_{\mu\gamma} \leq 3.0$	22.3	10.3	< 0.1	< 0.1	1.3	5.1	1.4	25.1

Tables III and IV present a summary of these uncertainties, which are similar in magnitude to, or somewhat larger than the statistical uncertainties, depending on the photon E_T .

The muon efficiency taken from simulation is corrected as a function of p_T and η using a method derived from the data and described in Ref. [17]. The statistical uncertainties for these corrections constitute a systematic uncertainty, which we also take from Ref. [17]. In addition, we assign a 0.5% uncertainty to account for the modifications of the standard isolation variable. We propagate the uncertainty in the muon efficiency by shifting the per-event weights up and down by one unit of systematic uncertainty.

The photon E_T scale is potentially an important source of systematic uncertainty although simulations indicate that

the bias in PF photon energy is negligibly small. We verify the fidelity of the simulation by introducing an extra requirement, $0.05 < \Delta R_{\mu\gamma} \leq 0.9$, which gives us a high-purity subset of signal events in which the energy of the photon can be estimated from just the muon kinematics. We

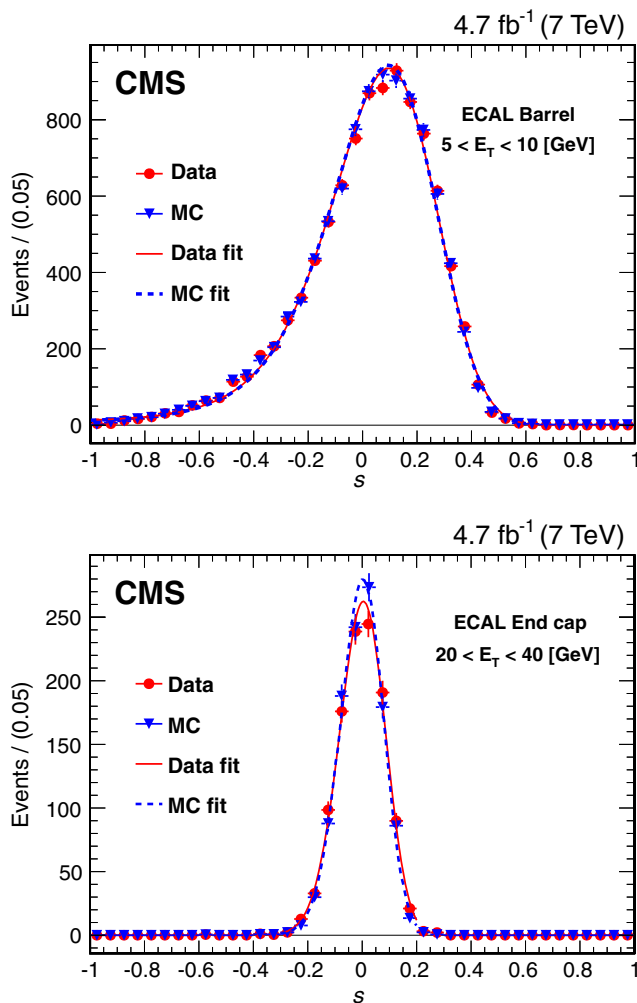


FIG. 2 (color online). Two examples of an s distribution $s = 1 - (M_{\mu\mu\gamma}^2 - M_{\mu\mu}^2)/(M_Z^2 - M_{\mu\mu}^2)$ fit with a skewed Gaussian as described in the text. The top and bottom plots pertain to photons in the ECAL barrel with $5 < E_T < 10$ GeV and in the ECAL end caps with $20 < E_T < 40$ GeV, respectively. The circle points and solid curve represent the data and the triangle points and dotted curve represent the simulation.

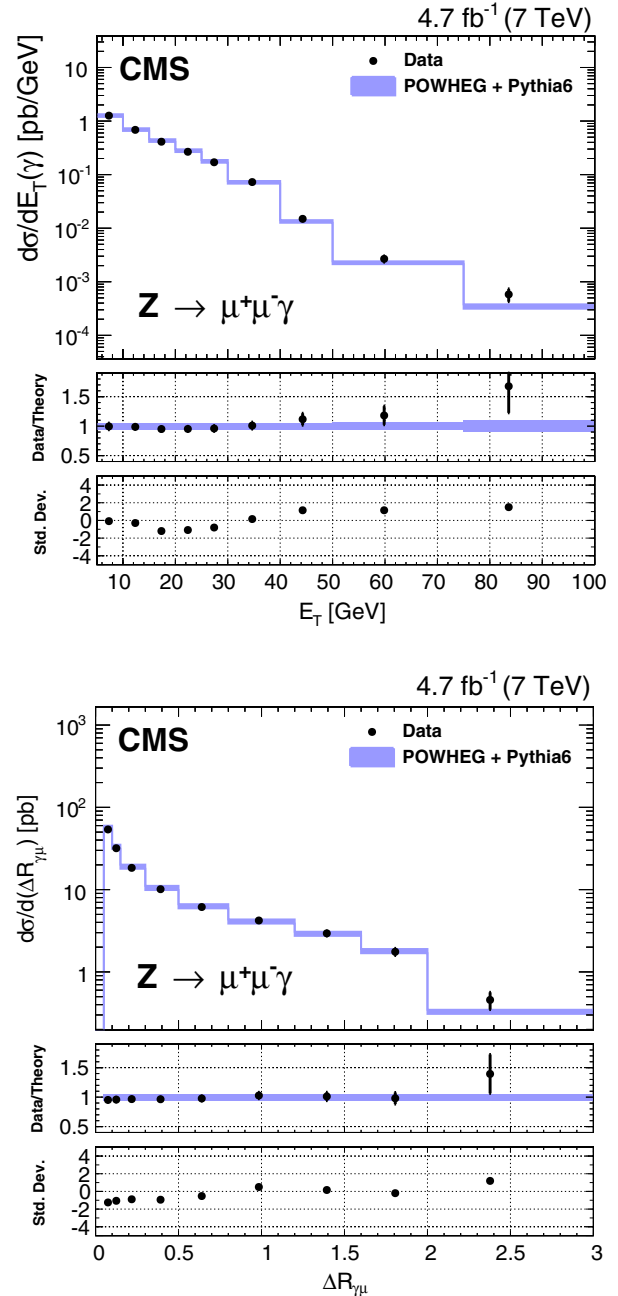


FIG. 3 (color online). Measured differential cross sections $d\sigma/dE_T$ (top) and $d\sigma/d\Delta R_{\mu\gamma}$ (bottom). In the upper panels, the dots with error bars represent the data, and the shaded bands represent the POWHEG + PYTHIA calculation including theoretical uncertainties. The central panels display the ratio of data to the MC expectation. The lower panels show the standard deviations of the measurements with respect to the calculation. A bin-centering procedure has been applied.

TABLE V. Measured differential cross section $d\sigma/dE_T$ in pb/GeV. For the data values, the first uncertainty is statistical and the second is systematic. For the theory values, the uncertainty combines statistical, PDF, and renormalization/factorization scale components.

Kinematic requirement [GeV]	Data	POWHEG + PYTHIA
	$0.05 < \Delta R_{\mu\gamma} \leq 3$	
$5 < E_T \leq 10$	$1.260 \pm 0.015 \pm 0.070$	1.270 ± 0.075
$10 < E_T \leq 15$	$0.685 \pm 0.009 \pm 0.028$	0.694 ± 0.040
$15 < E_T \leq 20$	$0.411 \pm 0.006 \pm 0.016$	0.433 ± 0.025
$20 < E_T \leq 25$	$0.267 \pm 0.005 \pm 0.011$	0.280 ± 0.017
$25 < E_T \leq 30$	$0.170 \pm 0.004 \pm 0.008$	0.177 ± 0.011
$30 < E_T \leq 40$	$(7.26 \pm 0.19 \pm 0.39) \times 10^{-2}$	$(7.20 \pm 0.42) \times 10^{-2}$
$40 < E_T \leq 50$	$(1.49 \pm 0.09 \pm 0.10) \times 10^{-2}$	$(1.34 \pm 0.08) \times 10^{-2}$
$50 < E_T \leq 75$	$(2.68 \pm 0.26 \pm 0.25) \times 10^{-3}$	$(2.27 \pm 0.14) \times 10^{-3}$
$75 < E_T \leq 100$	$(5.81 \pm 1.16 \pm 1.00) \times 10^{-4}$	$(3.47 \pm 0.32) \times 10^{-4}$
	$0.05 < \Delta R_{\mu\gamma} \leq 0.5$	
$5 < E_T \leq 10$	$0.749 \pm 0.009 \pm 0.031$	0.779 ± 0.045
$10 < E_T \leq 15$	$0.417 \pm 0.006 \pm 0.015$	0.433 ± 0.025
$15 < E_T \leq 20$	$0.256 \pm 0.005 \pm 0.010$	0.272 ± 0.016
$20 < E_T \leq 25$	$0.168 \pm 0.004 \pm 0.007$	0.177 ± 0.011
$25 < E_T \leq 30$	$0.105 \pm 0.003 \pm 0.005$	0.112 ± 0.007
$30 < E_T \leq 40$	$(4.51 \pm 0.14 \pm 0.23) \times 10^{-2}$	$(4.44 \pm 0.26) \times 10^{-2}$
$40 < E_T \leq 50$	$(8.93 \pm 0.65 \pm 0.51) \times 10^{-3}$	$(8.53 \pm 0.50) \times 10^{-3}$
$50 < E_T \leq 75$	$(1.80 \pm 0.18 \pm 0.09) \times 10^{-3}$	$(1.63 \pm 0.10) \times 10^{-3}$
$75 < E_T \leq 100$	$(3.58 \pm 0.98 \pm 0.36) \times 10^{-4}$	$(2.42 \pm 0.37) \times 10^{-4}$
	$0.5 < \Delta R_{\mu\gamma} \leq 3$	
$5 < E_T \leq 10$	$0.513 \pm 0.012 \pm 0.049$	0.489 ± 0.028
$10 < E_T \leq 15$	$0.268 \pm 0.006 \pm 0.014$	0.260 ± 0.015
$15 < E_T \leq 20$	$0.155 \pm 0.004 \pm 0.007$	0.161 ± 0.010
$20 < E_T \leq 25$	$(9.94 \pm 0.33 \pm 0.45) \times 10^{-2}$	$(1.03 \pm 0.06) \times 10^{-1}$
$25 < E_T \leq 30$	$(6.52 \pm 0.26 \pm 0.32) \times 10^{-2}$	$(6.55 \pm 0.39) \times 10^{-2}$
$30 < E_T \leq 40$	$(2.76 \pm 0.12 \pm 0.16) \times 10^{-2}$	$(2.76 \pm 0.17) \times 10^{-2}$
$40 < E_T \leq 50$	$(6.01 \pm 0.67 \pm 0.56) \times 10^{-3}$	$(4.85 \pm 0.33) \times 10^{-3}$
$50 < E_T \leq 75$	$(8.75 \pm 1.86 \pm 1.60) \times 10^{-4}$	$(6.38 \pm 0.60) \times 10^{-4}$
$75 < E_T \leq 100$	$(2.23 \pm 0.63 \pm 0.80) \times 10^{-4}$	$(1.04 \pm 0.27) \times 10^{-4}$
	$0.05 < \Delta R_{\mu\gamma} \leq 3$ and $q_T < 10$ GeV	
$5 < E_T \leq 10$	$0.527 \pm 0.009 \pm 0.024$	0.535 ± 0.033
$10 < E_T \leq 15$	$0.294 \pm 0.005 \pm 0.010$	0.296 ± 0.018
$15 < E_T \leq 20$	$0.184 \pm 0.004 \pm 0.007$	0.191 ± 0.012
$20 < E_T \leq 25$	$0.127 \pm 0.003 \pm 0.005$	0.129 ± 0.008
$25 < E_T \leq 30$	$(8.59 \pm 0.28 \pm 0.40) \times 10^{-2}$	$(8.25 \pm 0.54) \times 10^{-2}$
$30 < E_T \leq 40$	$(3.22 \pm 0.12 \pm 0.19) \times 10^{-2}$	$(2.89 \pm 0.18) \times 10^{-2}$
$40 < E_T \leq 50$	$(1.46 \pm 0.27 \pm 0.14) \times 10^{-3}$	$(1.14 \pm 0.12) \times 10^{-3}$
$50 < E_T \leq 75$	$(1.92 \pm 0.67 \pm 0.42) \times 10^{-4}$	$(8.44 \pm 1.60) \times 10^{-5}$
$75 < E_T \leq 100$	$(1.67 \pm 2.10 \pm 0.66) \times 10^{-5}$	$(6.66 \pm 5.13) \times 10^{-6}$
	$0.05 < \Delta R_{\mu\gamma} \leq 3$ and $q_T > 50$ GeV	
$5 < E_T \leq 10$	$0.104 \pm 0.005 \pm 0.008$	0.095 ± 0.005
$10 < E_T \leq 15$	$(6.26 \pm 0.28 \pm 0.33) \times 10^{-2}$	$(5.72 \pm 0.31) \times 10^{-2}$
$15 < E_T \leq 20$	$(3.67 \pm 0.20 \pm 0.19) \times 10^{-2}$	$(3.38 \pm 0.18) \times 10^{-2}$
$20 < E_T \leq 25$	$(2.19 \pm 0.15 \pm 0.10) \times 10^{-2}$	$(2.32 \pm 0.13) \times 10^{-2}$
$25 < E_T \leq 30$	$(1.94 \pm 0.14 \pm 0.09) \times 10^{-2}$	$(1.64 \pm 0.10) \times 10^{-2}$
$30 < E_T \leq 40$	$(9.98 \pm 0.71 \pm 0.51) \times 10^{-3}$	$(9.79 \pm 0.55) \times 10^{-3}$
$40 < E_T \leq 50$	$(6.21 \pm 0.55 \pm 0.32) \times 10^{-3}$	$(5.58 \pm 0.33) \times 10^{-3}$
$50 < E_T \leq 75$	$(1.90 \pm 0.20 \pm 0.11) \times 10^{-3}$	$(1.76 \pm 0.11) \times 10^{-3}$
$75 < E_T \leq 100$	$(4.56 \pm 0.95 \pm 0.55) \times 10^{-4}$	$(3.13 \pm 0.30) \times 10^{-4}$

refer to this estimate as E_γ^{kin} . The quantity $s = 1 - (M_{\mu\mu\gamma}^2 - M_{\mu\mu}^2)/(M_Z^2 - M_{\mu\mu}^2) \approx 1 - E_\gamma^{\text{PF}}/E_\gamma^{\text{kin}}$ is distributed as a skewed Gaussian with a mean close to zero. We conducted detailed quantitative studies of the s distribution in bins of $E_{T\gamma}^{\text{PF}}$, separately in the barrel and end caps. We fit the distributions to a Gaussian-like function in which the width parameter is itself a function of s , namely, $\sigma(s) = c(1 + e^{bs})$, with b and c as free parameters. Examples are given in Fig. 2. Overall, the simulation reproduces the s distributions in the data very well. We derive some small corrections from the differences in the data and simulation as a function of $E_{T\gamma}^{\text{PF}}$ and construct an alternate response matrix. The unfolded spectrum we obtained with this alternate response matrix differs from the original by less than 0.2% for $E_T < 40$ GeV, by less than 1% for $E_T < 75$ GeV, and by less than 3% in the highest E_T bin. We assign respective systematic

uncertainties of 0.5%, 1%, and 3% for these three E_T ranges to account for the photon energy scale uncertainty.

The photon energy resolution uncertainty is well constrained by studies with electrons and FSR photons [9]. To assess the impact of the uncertainty in the resolution, we degrade the photon energy resolution in simulated events by adding in quadrature a 1% term to the nominal resolution and construct a new response matrix. The differences in the unfolded spectrum relative to the default response matrix are small, and we take these differences as the systematic uncertainty due to photon energy resolution.

Efficiency corrections for photons are applied as part of the unfolding procedure described in Sec. V and are derived from the simulation. We verify these corrections using the data in the following way. An isolated FSR photon with $E_T > 5$ GeV nearly always produces a cluster in the ECAL. We define an efficiency to reconstruct and select PF photons given such isolated clusters. This efficiency

TABLE VI. Measured differential cross section $d\sigma/d\Delta R_{\mu\gamma}$ in pb. For the data values, the first uncertainty is statistical and the second is systematic. For the theory values, the uncertainty combines statistical, PDF, and renormalization/factorization scale components.

Kinematic requirement	Data	POWHEG + PYTHIA
	$E_T > 5.0$ GeV	
$0.05 < \Delta R_{\mu\gamma} \leq 0.1$	$53.90 \pm 0.76 \pm 2.00$	56.60 ± 3.26
$0.1 < \Delta R_{\mu\gamma} \leq 0.15$	$31.90 \pm 0.59 \pm 1.20$	33.20 ± 1.96
$0.15 < \Delta R_{\mu\gamma} \leq 0.3$	$18.40 \pm 0.25 \pm 0.67$	19.00 ± 1.10
$0.3 < \Delta R_{\mu\gamma} \leq 0.5$	$10.10 \pm 0.16 \pm 0.37$	10.50 ± 0.59
$0.5 < \Delta R_{\mu\gamma} \leq 0.8$	$6.14 \pm 0.11 \pm 0.25$	6.29 ± 0.37
$0.8 < \Delta R_{\mu\gamma} \leq 1.2$	$4.22 \pm 0.09 \pm 0.21$	4.10 ± 0.24
$1.2 < \Delta R_{\mu\gamma} \leq 1.6$	$2.94 \pm 0.08 \pm 0.19$	2.91 ± 0.17
$1.6 < \Delta R_{\mu\gamma} \leq 2.0$	$1.76 \pm 0.07 \pm 0.16$	1.79 ± 0.11
$2.0 < \Delta R_{\mu\gamma} \leq 3.0$	$0.46 \pm 0.04 \pm 0.10$	0.33 ± 0.02
	$E_T > \text{GeV and } q_T < 10$ GeV	
$0.05 < \Delta R_{\mu\gamma} \leq 0.1$	$23.00 \pm 0.50 \pm 0.82$	24.40 ± 1.53
$0.1 < \Delta R_{\mu\gamma} \leq 0.15$	$13.70 \pm 0.39 \pm 0.49$	14.20 ± 0.88
$0.15 < \Delta R_{\mu\gamma} \leq 0.3$	$7.88 \pm 0.17 \pm 0.28$	8.21 ± 0.51
$0.3 < \Delta R_{\mu\gamma} \leq 0.5$	$4.38 \pm 0.10 \pm 0.16$	4.48 ± 0.28
$0.5 < \Delta R_{\mu\gamma} \leq 0.8$	$2.65 \pm 0.07 \pm 0.10$	2.67 ± 0.17
$0.8 < \Delta R_{\mu\gamma} \leq 1.2$	$1.75 \pm 0.05 \pm 0.07$	1.75 ± 0.11
$1.2 < \Delta R_{\mu\gamma} \leq 1.6$	$1.29 \pm 0.05 \pm 0.06$	1.25 ± 0.08
$1.6 < \Delta R_{\mu\gamma} \leq 2.0$	$0.72 \pm 0.04 \pm 0.04$	0.79 ± 0.05
$2.0 < \Delta R_{\mu\gamma} \leq 3.0$	$0.10 \pm 0.01 \pm 0.02$	0.09 ± 0.01
	$E_T > 5.0$ GeV and $q_T > 50$ GeV	
$0.05 < \Delta R_{\mu\gamma} \leq 0.1$	$4.94 \pm 0.23 \pm 0.21$	5.07 ± 0.27
$0.1 < \Delta R_{\mu\gamma} \leq 0.15$	$2.97 \pm 0.18 \pm 0.11$	3.05 ± 0.18
$0.15 < \Delta R_{\mu\gamma} \leq 0.3$	$1.71 \pm 0.08 \pm 0.07$	1.73 ± 0.09
$0.3 < \Delta R_{\mu\gamma} \leq 0.5$	$0.95 \pm 0.05 \pm 0.04$	0.98 ± 0.06
$0.5 < \Delta R_{\mu\gamma} \leq 0.8$	$0.62 \pm 0.04 \pm 0.03$	0.58 ± 0.03
$0.8 < \Delta R_{\mu\gamma} \leq 1.2$	$0.44 \pm 0.03 \pm 0.03$	0.37 ± 0.02
$1.2 < \Delta R_{\mu\gamma} \leq 1.6$	$0.22 \pm 0.03 \pm 0.02$	0.19 ± 0.01
$1.6 < \Delta R_{\mu\gamma} \leq 2.0$	$0.13 \pm 0.02 \pm 0.02$	0.10 ± 0.01
$2.0 < \Delta R_{\mu\gamma} \leq 3.0$	$(8.45 \pm 1.38 \pm 2.10) \times 10^{-2}$	$(3.62 \pm 0.24) \times 10^{-2}$

risers from 60% for E_T between 5 and 10 GeV to approximately 90% for $E_T > 50$ GeV and is nearly the same in the data and simulation. We take the difference added in quadrature to the statistical uncertainties of the efficiencies as the systematic uncertainty.

As described briefly in Sec. V, the unfolding procedure has been cross-checked in several ways. To assess a systematic uncertainty due to unfolding, we use the small discrepancies observed in the closure test.

The uncertainty in the background estimate is dominated by the uncertainties associated with the corrections that we obtained from the control region (Sec. IV). The statistical uncertainty in the weights for jet multiplicity has a negligible impact, as does the correction for charged hadrons in the photon isolation cone. The parametrized functions to correct the photon distributions in E_T and η carry statistical uncertainties that we propagate to the measured cross sections through simplified MC models. Since the nonprompt photon E_T , η , and $\Delta R_{\mu\gamma}$ distributions in the control and signal regions are indistinguishable, we do not assess any uncertainty in the modeling.

The uncertainties in the non-DY backgrounds ($t\bar{t}$ and diboson production) are obtained from the uncertainties in the theoretical cross sections, the luminosity, and the statistical uncertainty in the simulated event samples. We assign 50% uncertainty to the W + jets and multijet background estimates, which are quite small.

The systematic uncertainty from the simulation of pileup depends primarily on the assumed cross section for

additional pp collisions (roughly the same as the minimum-bias cross section) [25]. We vary the value of this cross section by 5% and evaluate the impact on the unfolded spectra.

The uncertainty in the integrated luminosity is 2.2% [26].

Theoretical uncertainties have been calculated and pertain to the reported theoretical prediction only. We propagated the uncertainty due to parton distribution functions (PDFs) using the prescription of Ref. [27]. We vary the factorization/renormalization scale parameters by a factor of 2 to estimate associated scale uncertainties introduced due to neglected higher-order quantum corrections. Finally, we include the MC statistical uncertainty.

VII. RESULTS

The differential cross sections are obtained by subtracting the estimated backgrounds from the observed distributions, unfolding the result, and dividing by the bin width and the integrated luminosity, $\mathcal{L} = 4.7 \text{ fb}^{-1}$. No acceptance correction is applied, so these cross sections are defined relative to the kinematic and fiducial requirements listed in Table I.

The measured differential cross sections $d\sigma/dE_T$ and $d\sigma/d\Delta R_{\mu\gamma}$ are displayed in Fig. 3 and listed in Tables V and VI. A bin-centering correction is applied following the method of Ref. [28]; the abscissa of each point is based on the integral of the simulation across the bin and on the bin width. The shaded region represents the prediction and uncertainty from POWHEG + PYTHIA, obtained at the

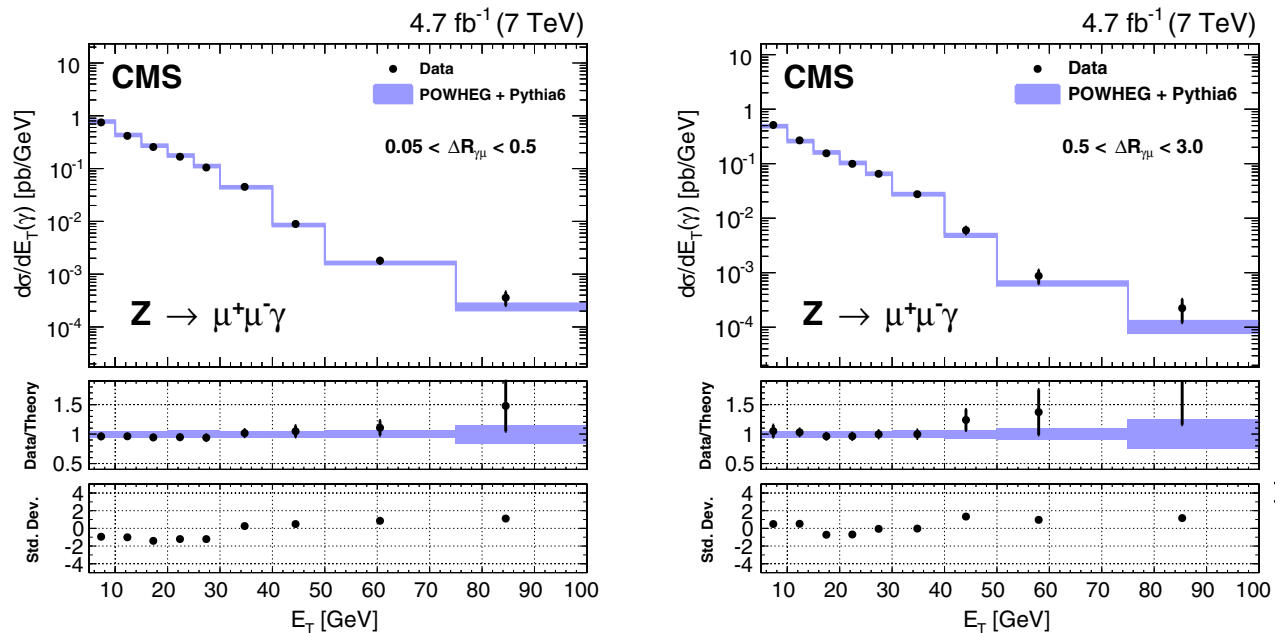


FIG. 4 (color online). Measured differential cross sections $d\sigma/dE_T$ for photons close to the muon ($0.05 < \Delta R_{\mu\gamma} \leq 0.5$, left) and far from the muon ($0.5 < \Delta R_{\mu\gamma} \leq 3$, right). The dots with error bars represent the data, and the shaded bands represent the POWHEG + PYTHIA calculation including theoretical uncertainties. The central panels display the ratio of data to the MC expectation. The lower panels show the standard deviations of the measurements with respect to the calculation. A bin-centering procedure has been applied.

parton level: only the requirements in Table I have been applied to the generator-level muons and photons. The agreement with the data is good.

Energy spectra for photons closer to ($0.05 < \Delta R_{\mu\gamma} \leq 0.5$) and farther from the muon ($0.5 < \Delta R_{\mu\gamma} \leq 3$) are shown in Fig. 4. The rates for photons with large $\Delta R_{\mu\gamma}$ and E_T are also well reproduced. The number of events with $30 < M_{\mu\mu} < 87$ GeV is about 18% of the number with

$60 < M_{\mu\mu} < 120$ GeV. Of the events with $30 < M_{\mu\mu} < 87$ GeV, the fraction of events with at least one photon with $E_T > 5$ GeV and $0.05 < \Delta R_{\mu\gamma} \leq 0.5$ is $8.7 \pm 0.1(\text{stat}) \pm 0.2(\text{syst})\%$, and with $0.5 < \Delta R_{\mu\gamma} \leq 3$ is $5.6 \pm 0.1(\text{stat}) \pm 0.2(\text{syst})\%$. Photons with $\Delta R_{\mu\gamma} > 1.2$ and $E_T > 40$ GeV constitute a small fraction ($1.3 \pm 0.5(\text{stat}) \pm 0.6(\text{syst}) \times 10^{-4}$).

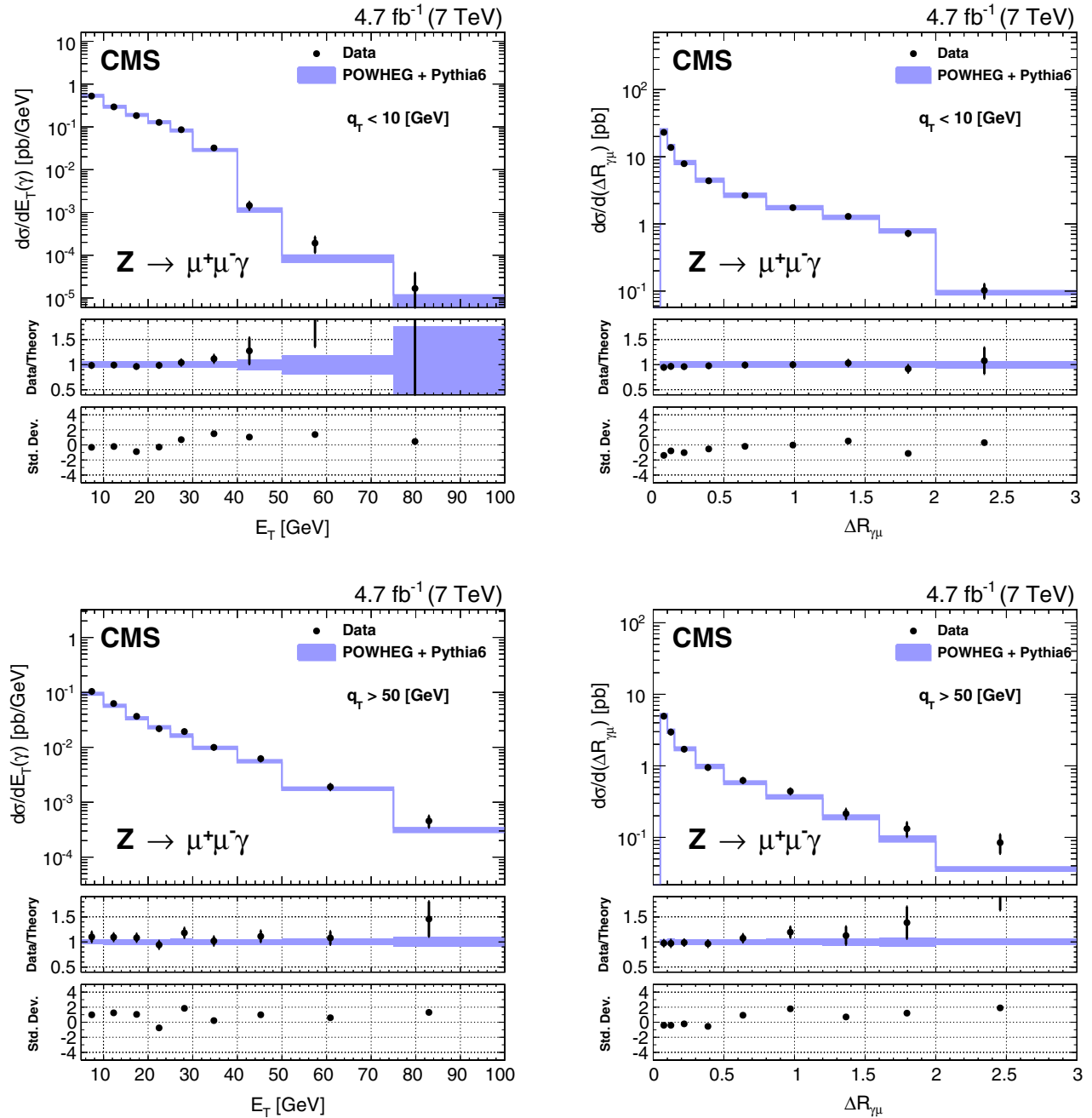


FIG. 5 (color online). Measured differential cross sections $d\sigma/dE_T$ and $d\sigma/d\Delta R_{\mu\gamma}$ for $q_T < 10$ GeV (top row) and $q_T > 50$ GeV (bottom row). The dots with error bars represent the data, and the shaded bands represent the POWHEG + PYTHIA calculation including theoretical uncertainties. The central panels display the ratio of data to the MC expectation. The lower panels show the standard deviations of the measurements with respect to the calculation. A bin-centering procedure has been applied.

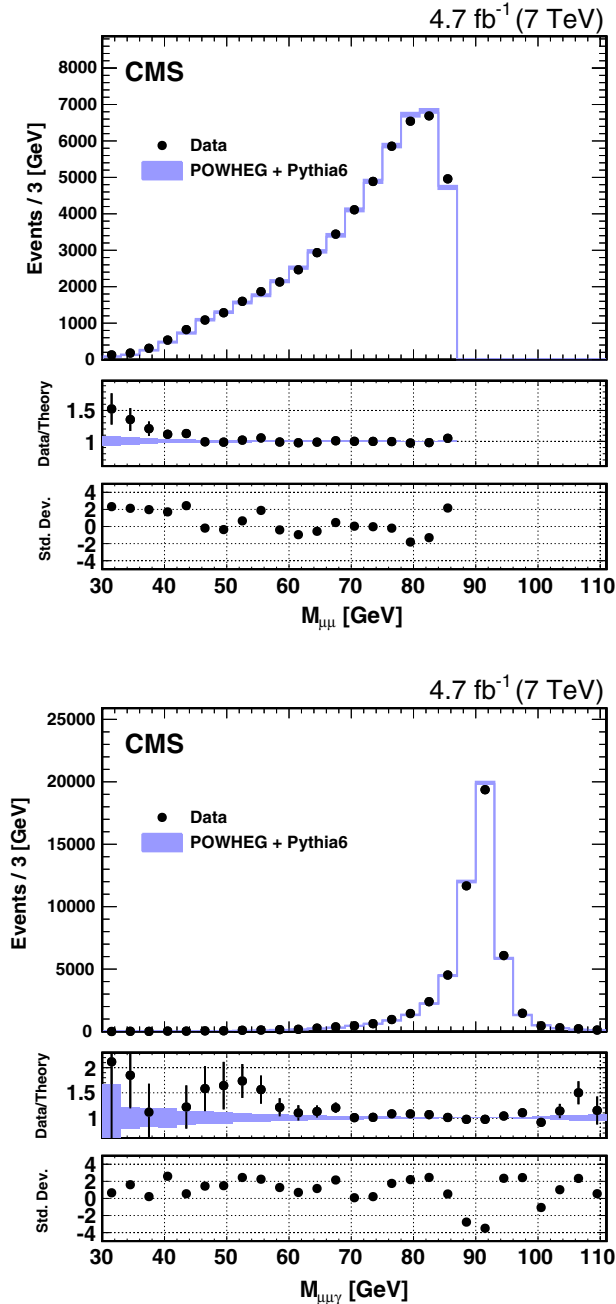


FIG. 6 (color online). Distributions of the dimuon mass $M_{\mu\mu}$ (top) and the three-body mass $M_{\mu\mu\gamma}$ (bottom). The dots with error bars represent the data, and the shaded bands represent the POWHEG + PYTHIA prediction. The central panels display the ratio of data to the MC expectation. The lower panels show the standard deviations of the measurements with respect to the calculation. A bin-centering procedure has been applied.

We define two subsamples of signal events, one with the Z boson transverse momentum $q_T < 10$ GeV, and the other with $q_T > 50$ GeV. The measured cross sections shown in Fig. 5 demonstrate rather different energy spectra for these two cases, though $d\sigma/d\Delta R_{\mu\gamma}$ is basically the same.

As a final illustration of the nature of this event sample, we present distributions of dimuon mass ($M_{\mu\mu}$) and the three-body mass ($M_{\mu\mu\gamma}$) in Fig. 6. The small increase in the ratio of data to theory for $M_{\mu\mu} < 40$ GeV reflects the insufficient next-to-leading-order accuracy of the simulation; the kinematic requirements on the muons induce a loss of acceptance that require higher-order QCD corrections, as discussed in Ref. [17]. Although the masses of the dimuon pairs populate the tail of the Z resonance (in fact they were selected this way), the three-body mass distribution displays a nearly symmetric resonance peak at the mass of the Z boson, thereby confirming the identity of these events as radiative decays $Z \rightarrow \mu^+\mu^-\gamma$.

VIII. SUMMARY

A study of final-state radiation in Z boson decays was presented. This study serves to test the simulation of events where mixed QED and QCD corrections are important. The analysis was performed on a sample of pp collision data at $\sqrt{s} = 7$ TeV recorded in 2011 with the CMS detector and corresponding to an integrated luminosity of 4.7 fb^{-1} . Events with two oppositely charged muons and an energetic, isolated photon were selected with only modest backgrounds. The differential cross sections $d\sigma/dE_T$ and $d\sigma/d\Delta R_{\mu\gamma}$ were measured for photons within the fiducial and kinematic requirements specified in Table I, and comparisons of $d\sigma/dE_T$ for photons close to a muon and far from both muons were made. In addition, the differential cross sections $d\sigma/dE_T$ and $d\sigma/d\Delta R_{\mu\gamma}$ were compared for events with large and small transverse momentum of the Z boson, as computed from the two muons and the photon. Simulations based on POWHEG + PYTHIA reproduce the CMS data well, with discrepancies below 5% for $5 < E_T < 50$ GeV and $0.05 < \Delta R_{\mu\gamma} \leq 2$ as quantified in Tables V and VI.

ACKNOWLEDGMENTS

We congratulate our colleagues in the CERN accelerator departments for the excellent performance of the LHC and thank the technical and administrative staffs at CERN and at other CMS institutes for their contributions to the success of the CMS effort. In addition, we gratefully acknowledge the computing centers and personnel of the Worldwide LHC Computing Grid for delivering so effectively the computing infrastructure essential to our analyses. Finally, we acknowledge the enduring support for the construction and operation of the LHC and the CMS detector provided by the following funding agencies: BMWFW and FWF (Austria); FNRS and FWO (Belgium); CNPq, CAPES, FAPERJ, and FAPESP (Brazil); MES (Bulgaria); CERN; CAS, MoST, and NSFC (China); COLCIENCIAS (Colombia); MSES

and CSF (Croatia); RPF (Cyprus); MoER, ERC IUT, and ERDF (Estonia); Academy of Finland, MEC, and HIP (Finland); CEA and CNRS/IN2P3 (France); BMBF, DFG, and HGF (Germany); GSRT (Greece); OTKA and NIH (Hungary); DAE and DST (India); IPM (Iran); SFI (Ireland); INFN (Italy); MSIP and NRF (Republic of Korea); LAS (Lithuania); MOE and UM (Malaysia); CINVESTAV, CONACYT, SEP, and UASLP-FAI (Mexico); MBIE (New Zealand); PAEC (Pakistan); MSHE and NSC (Poland); FCT (Portugal); JINR (Dubna); MON, RosAtom, RAS, and RFBR (Russia); MESTD (Serbia); SEIDI and CPAN (Spain); Swiss Funding Agencies (Switzerland); MST (Taipei); ThEPCenter, IPST, STAR, and NSTDA (Thailand); TUBITAK and TAEK (Turkey); NASU and SFFR (Ukraine); STFC (United Kingdom); DOE and NSF (USA). Individuals have received support from the Marie-Curie program and the European Research

Council and EPLANET (European Union); the Leventis Foundation; the A. P. Sloan Foundation; the Alexander von Humboldt Foundation; the Belgian Federal Science Policy Office; the Fonds pour la Formation à la Recherche dans l'Industrie et dans l'Agriculture (FRRIA-Belgium); the Agentschap voor Innovatie door Wetenschap en Technologie (IWT-Belgium); the Ministry of Education, Youth and Sports (MEYS) of the Czech Republic; the Council of Science and Industrial Research, India; the HOMING PLUS program of the Foundation for Polish Science cofinanced from the European Union, Regional Development Fund; the Compagnia di San Paolo (Torino); the Consorzio per la Fisica (Trieste); MIUR Project No. 20108T4XTM (Italy); the Thalís and Aristeia programs cofinanced by EU-ESF and the Greek NSRF; the National Priorities Research Program by Qatar National Research Fund.

-
- [1] C. Albajar *et al.* (UA1), Studies of intermediate vector boson production and decay in UA1 at the CERN proton-antiproton collider, *Z. Phys. C* **44**, 15 (1989).
- [2] P. Bagnaia *et al.* (UA2), Evidence for $Z^0 \rightarrow e^+e^-$ at the CERN $\bar{p}p$ collider, *Phys. Lett.* **129B**, 130 (1983).
- [3] Y. Li and F. Petriello, Combining QCD and electroweak corrections to dilepton production in the framework of the FEWZ simulation code, *Phys. Rev. D* **86**, 094034 (2012).
- [4] S. Dittmaier, A. Huss, and C. Schwinn, $O(\alpha_s\alpha)$ corrections to Drell-Yan processes in the resonance region, *Proc. Sci.*, LL2014 (2014) 045 [arXiv:1405.6897].
- [5] C. Bernaciak and D. Wackerth, Combining NLO QCD and electroweak radiative corrections to W-boson production at hadron colliders in the POWHEG framework, *Phys. Rev. D* **85**, 093003 (2012).
- [6] L. Barze, G. Montagna, P. Nason, O. Nicrosini, and F. Piccinini, Implementation of electroweak corrections in the POWHEG BOX: Single W production, *J. High Energy Phys.* **04** (2012) 037.
- [7] CMS Collaboration, The CMS experiment at the CERN LHC, *J. Instrum.* **3**, S08004 (2008).
- [8] CMS Collaboration, Performance of CMS muon reconstruction in pp collision events at $\sqrt{s} = 7$ TeV, *J. Instrum.* **7**, P10002 (2012).
- [9] CMS Collaboration, Energy calibration and resolution of the CMS electromagnetic calorimeter in pp collisions at $\sqrt{s} = 7$ TeV, *J. Instrum.* **8**, P09009 (2013).
- [10] CMS Collaboration, Report No. CMS TDR CERN/LHCC 2000-038, 2000, <http://cds.cern.ch/record/706847>.
- [11] CMS Collaboration, Report No. CMS TDR CERN/LHCC 2002-026, 2002, <http://cdsweb.cern.ch/record/578006>.
- [12] S. Alioli, P. Nason, C. Oleari, and E. Re, NLO vector-boson production matched with shower in POWHEG, *J. High Energy Phys.* **07** (2008) 060.
- [13] T. Sjöstrand, S. Mrenna, and P. Skands, PYTHIA 6.4 physics and manual, *J. High Energy Phys.* **05** (2006) 026.
- [14] H.-L. Lai, M. Guzzi, J. Huston, Z. Li, P. M. Nadolsky, J. Pumplin, and C.-P. Yuan, New parton distributions for collider physics, *Phys. Rev. D* **82**, 074024 (2010).
- [15] R. Field, Min-bias and the underlying event at the LHC, *Acta Phys. Pol. B* **42**, 2631 (2011).
- [16] S. Agostinelli *et al.* (GEANT4), GEANT4—a simulation toolkit, *Nucl. Instrum. Methods Phys. Res., Sect. A* **506**, 250 (2003).
- [17] CMS Collaboration, Measurement of the Drell-Yan cross section in pp collisions at $\sqrt{s} = 7$ TeV, *J. High Energy Phys.* **10** (2011) 007.
- [18] CMS Collaboration, CMS Physics Analysis Summary Report No. CMS-PAS-PFT-10-001, 2010, <http://cds.cern.ch/record/1247373>.
- [19] CMS Collaboration, CMS Physics Analysis Summary Report No. CMS-PAS-PFT-09-001, 2009, <http://cds.cern.ch/record/1194487>.
- [20] M. Cacciari, G. P. Salam, and G. Soyez, The anti- k_t jet clustering algorithm, *J. High Energy Phys.* **04** (2008) 063.
- [21] A. Bodek, A. van Dyne, J. Y. Han, W. Sakumoto, and A. Strelnikov, Extracting muon momentum scale corrections for hadron collider experiments, *Eur. Phys. J. C* **72**, 2194 (2012).
- [22] G. D'Agostini, A multidimensional unfolding method based on Bayes' theorem, *Nucl. Instrum. Methods Phys. Res., Sect. A* **362**, 487 (1995).
- [23] T. Adye, in *Proceedings of PHYSTAT 2011 Workshop on Statistical Issues Related to Discovery Claims in Search Experiments and Unfolding*, Geneva, Switzerland, 2011, edited by H. Prosper and L. Lyons (CERN, Geneva, 2011), p. 313.

- [24] A. Höcker and V. Kartvelishvili, SVD approach to data unfolding, *Nucl. Instrum. Methods Phys. Res., Sect. A* **372**, 469 (1996).
- [25] CMS Collaboration, Measurement of the inelastic proton-proton cross section at $\sqrt{s} = 7$ TeV, *Phys. Lett. B* **722**, 5 (2013).
- [26] CMS Collaboration, CMS Physics Analysis Summary Report No. CMS-PAS-SMP-12-008, 2012, <http://cds.cern.ch/record/1434360>.
- [27] M. R. Whalley, D. Bourilkov, and R. C. Group, The Les Houches Accord PDFs (LHAPDF) and Lhaglu, [arXiv:hep-ph/0508110](https://arxiv.org/abs/hep-ph/0508110).
- [28] G. D. Lafferty and T. R. Wyatt, Where to stick your data points: The treatment of measurements within wide bins, *Nucl. Instrum. Methods Phys. Res., Sect. A* **355**, 541 (1995).

V. Khachatryan,¹ A. M. Sirunyan,¹ A. Tumasyan,¹ W. Adam,² T. Bergauer,² M. Dragicevic,² J. Erö,² M. Friedl,² R. Frühwirth,^{2,b} V. M. Ghete,² C. Hartl,² N. Hörmann,² J. Hrubec,² M. Jeitler,^{2,b} W. Kiesenhofer,² V. Knünz,² M. Krammer,^{2,b} I. Krätschmer,² D. Liko,² I. Mikulec,² D. Rabady,^{2,c} B. Rahbaran,² H. Rohringer,² R. Schöfbeck,² J. Strauss,² W. Treberer-Treberspurg,² W. Waltenberger,² C.-E. Wulz,^{2,b} V. Mossolov,³ N. Shumeiko,³ J. Suarez Gonzalez,³ S. Alderweireldt,⁴ S. Bansal,⁴ T. Cornelis,⁴ E. A. De Wolf,⁴ X. Janssen,⁴ A. Knutsson,⁴ J. Lauwers,⁴ S. Luyckx,⁴ S. Ochesanu,⁴ R. Rougny,⁴ M. Van De Klundert,⁴ H. Van Haevermaet,⁴ P. Van Mechelen,⁴ N. Van Remortel,⁴ A. Van Spilbeeck,⁴ F. Blekman,⁵ S. Blyweert,⁵ J. D'Hondt,⁵ N. Daci,⁵ N. Heracleous,⁵ J. Keaveney,⁵ S. Lowette,⁵ M. Maes,⁵ A. Olbrechts,⁵ Q. Python,⁵ D. Strom,⁵ S. Tavernier,⁵ W. Van Doninck,⁵ P. Van Mulders,⁵ G. P. Van Onsem,⁵ I. Villella,⁵ C. Caillol,⁶ B. Clerbaux,⁶ G. De Lentdecker,⁶ D. Dobur,⁶ L. Favart,⁶ A. P. R. Gay,⁶ A. Grebenyuk,⁶ A. Léonard,⁶ A. Mohammadi,⁶ L. Perniè,^{6,c} A. Randle-conde,⁶ T. Reis,⁶ T. Seva,⁶ L. Thomas,⁶ C. Vander Velde,⁶ P. Vanlaer,⁶ J. Wang,⁶ F. Zenoni,⁶ V. Adler,⁷ K. Beernaert,⁷ L. Benucci,⁷ A. Cimmino,⁷ S. Costantini,⁷ S. Crucy,⁷ A. Fagot,⁷ G. Garcia,⁷ J. Mccartin,⁷ A. A. Ocampo Rios,⁷ D. Poyraz,⁷ D. Ryckbosch,⁷ S. Salva Diblen,⁷ M. Sigamani,⁷ N. Strobbe,⁷ F. Thyssen,⁷ M. Tytgat,⁷ E. Yazgan,⁷ N. Zaganidis,⁷ S. Basegmez,⁸ C. Beluffi,^{8,d} G. Bruno,⁸ R. Castello,⁸ A. Caudron,⁸ L. Ceard,⁸ G. G. Da Silveira,⁸ C. Delaere,⁸ T. du Pree,⁸ D. Favart,⁸ L. Forthomme,⁸ A. Giammanco,^{8,e} J. Hollar,⁸ A. Jafari,⁸ P. Jez,⁸ M. Komm,⁸ V. Lemaitre,⁸ C. Nuttens,⁸ L. Perrini,⁸ A. Pin,⁸ K. Piotrkowski,⁸ A. Popov,^{8,f} L. Quertenmont,⁸ M. Selvaggi,⁸ M. Vidal Marono,⁸ J. M. Vizan Garcia,⁸ N. Belyi,⁹ T. Caeberts,⁹ E. Daubie,⁹ G. H. Hammad,⁹ W. L. Aldá Júnior,¹⁰ G. A. Alves,¹⁰ L. Brito,¹⁰ M. Correa Martins Junior,¹⁰ T. Dos Reis Martins,¹⁰ J. Molina,¹⁰ C. Mora Herrera,¹⁰ M. E. Pol,¹⁰ P. Rebello Teles,¹⁰ W. Carvalho,¹¹ J. Chinellato,^{11,g} A. Custódio,¹¹ E. M. Da Costa,¹¹ D. De Jesus Damiao,¹¹ C. De Oliveira Martins,¹¹ S. Fonseca De Souza,¹¹ H. Malbouisson,¹¹ D. Matos Figueiredo,¹¹ L. Mundim,¹¹ H. Nogima,¹¹ W. L. Prado Da Silva,¹¹ J. Santaolalla,¹¹ A. Santoro,¹¹ A. Sznajder,¹¹ E. J. Tonelli Manganote,^{11,g} A. Vilela Pereira,¹¹ C. A. Bernardes,^{12b} S. Dogra,^{12a} T. R. Fernandez Perez Tomei,^{12a} E. M. Gregores,^{12b} P. G. Mercadante,^{12b} S. F. Novaes,^{12a} Sandra S. Padula,^{12a} A. Aleksandrov,¹³ V. Genchev,^{13,c} R. Hadjiiska,¹³ P. Iaydjiev,¹³ A. Marinov,¹³ S. Piperov,¹³ M. Rodozov,¹³ S. Stoykova,¹³ G. Sultanov,¹³ M. Vutova,¹³ A. Dimitrov,¹⁴ I. Glushkov,¹⁴ L. Litov,¹⁴ B. Pavlov,¹⁴ P. Petkov,¹⁴ J. G. Bian,¹⁵ G. M. Chen,¹⁵ H. S. Chen,¹⁵ M. Chen,¹⁵ T. Cheng,¹⁵ R. Du,¹⁵ C. H. Jiang,¹⁵ R. Plestina,^{15,h} F. Romeo,¹⁵ J. Tao,¹⁵ Z. Wang,¹⁵ C. Asawatangtrakuldee,¹⁶ Y. Ban,¹⁶ S. Liu,¹⁶ Y. Mao,¹⁶ S. J. Qian,¹⁶ D. Wang,¹⁶ Z. Xu,¹⁶ L. Zhang,¹⁶ W. Zou,¹⁶ C. Avila,¹⁷ A. Cabrera,¹⁷ L. F. Chaparro Sierra,¹⁷ C. Florez,¹⁷ J. P. Gomez,¹⁷ B. Gomez Moreno,¹⁷ J. C. Sanabria,¹⁷ N. Godinovic,¹⁸ D. Lelas,¹⁸ D. Polic,¹⁸ I. Puljak,¹⁸ Z. Antunovic,¹⁹ M. Kovac,¹⁹ V. Brigljevic,²⁰ K. Kadija,²⁰ J. Luetic,²⁰ D. Mekterovic,²⁰ L. Sudic,²⁰ A. Attikis,²¹ G. Mavromanolakis,²¹ J. Mousa,²¹ C. Nicolaou,²¹ F. Ptochos,²¹ P. A. Razis,²¹ H. Rykaczewski,²¹ M. Bodlak,²² M. Finger,²² M. Finger Jr.,^{22,i} Y. Assran,^{23,j} A. Ellithi Kamel,^{23,k} M. A. Mahmoud,^{23,l} A. Radi,^{23,m,n} M. Kadastik,²⁴ M. Murumaa,²⁴ M. Raidal,²⁴ A. Tiko,²⁴ P. Eerola,²⁵ M. Voutilainen,²⁵ J. Härkönen,²⁶ V. Karimäki,²⁶ R. Kinnunen,²⁶ M. J. Kortelainen,²⁶ T. Lampén,²⁶ K. Lassila-Perini,²⁶ S. Lehti,²⁶ T. Lindén,²⁶ P. Luukka,²⁶ T. Mäenpää,²⁶ T. Peltola,²⁶ E. Tuominen,²⁶ J. Tuominiemi,²⁶ E. Tuovinen,²⁶ L. Wendland,²⁶ J. Talvitie,²⁷ T. Tuuva,²⁷ M. Besancon,²⁸ F. Couderc,²⁸ M. Dejardin,²⁸ D. Denegri,²⁸ B. Fabbro,²⁸ J. L. Faure,²⁸ C. Favaro,²⁸ F. Ferri,²⁸ S. Ganjour,²⁸ A. Givernaud,²⁸ P. Gras,²⁸ G. Hamel de Monchenault,²⁸ P. Jarry,²⁸ E. Locci,²⁸ J. Malcles,²⁸ J. Rander,²⁸ A. Rosowsky,²⁸ M. Titov,²⁸ S. Baffioni,²⁹ F. Beaudette,²⁹ P. Busson,²⁹ E. Chapon,²⁹ C. Charlot,²⁹ T. Dahms,²⁹ M. Dalchenko,²⁹ L. Dobrzynski,²⁹ N. Filipovic,²⁹ A. Florent,²⁹ R. Granier de Cassagnac,²⁹ L. Mastrolorenzo,²⁹ P. Miné,²⁹ I. N. Naranjo,²⁹ M. Nguyen,²⁹ C. Ochando,²⁹ G. Ortona,²⁹ P. Paganini,²⁹ S. Regnard,²⁹ R. Salerno,²⁹ J. B. Sauvan,²⁹ Y. Sirois,²⁹ C. Veelken,²⁹ Y. Yilmaz,²⁹ A. Zabi,²⁹ J.-L. Agram,^{30,o} J. Andrea,³⁰ A. Aubin,³⁰ D. Bloch,³⁰ J.-M. Brom,³⁰ E. C. Chabert,³⁰ C. Collard,³⁰

E. Conte,^{30,o} J.-C. Fontaine,^{30,o} D. Gelé,³⁰ U. Goerlach,³⁰ C. Goetzmann,³⁰ A.-C. Le Bihan,³⁰ K. Skovpen,³⁰ P. Van Hove,³⁰ S. Gadrat,³¹ S. Beauceron,³² N. Beaupere,³² C. Bernet,^{32,h} G. Boudoul,^{32,c} E. Bouvier,³² S. Brochet,³² C. A. Carrillo Montoya,³² J. Chasserat,³² R. Chierici,³² D. Contardo,^{32,c} B. Courbon,³² P. Depasse,³² H. El Mamouni,³² J. Fan,³² J. Fay,³² S. Gascon,³² M. Gouzevitch,³² B. Ille,³² T. Kurca,³² M. Lethuillier,³² L. Mirabito,³² A. L. Pequegnot,³² S. Perries,³² J. D. Ruiz Alvarez,³² D. Sabes,³² L. Sgandurra,³² V. Sordini,³² M. Vander Donckt,³² P. Verdier,³² S. Viret,³² H. Xiao,³² Z. Tsamalaidze,^{33,i} C. Autermann,³⁴ S. Beranek,³⁴ M. Bontenackels,³⁴ M. Edelhoff,³⁴ L. Feld,³⁴ A. Heister,³⁴ K. Klein,³⁴ M. Lipinski,³⁴ A. Ostapchuk,³⁴ M. Preuten,³⁴ F. Raupach,³⁴ J. Sammet,³⁴ S. Schael,³⁴ J. F. Schulte,³⁴ H. Weber,³⁴ B. Wittmer,³⁴ V. Zhukov,^{34,f} M. Ata,³⁵ M. Brodski,³⁵ E. Dietz-Laursonn,³⁵ D. Duchardt,³⁵ M. Erdmann,³⁵ R. Fischer,³⁵ A. Güth,³⁵ T. Hebbeker,³⁵ C. Heidemann,³⁵ K. Hoepfner,³⁵ D. Klingebiel,³⁵ S. Knutzen,³⁵ P. Kreuzer,³⁵ M. Merschmeyer,³⁵ A. Meyer,³⁵ P. Millet,³⁵ M. Olschewski,³⁵ K. Padeken,³⁵ P. Papacz,³⁵ H. Reithler,³⁵ S. A. Schmitz,³⁵ L. Sonnenschein,³⁵ D. Teyssier,³⁵ S. Thüer,³⁵ V. Cherepanov,³⁶ Y. Erdogan,³⁶ G. Flügge,³⁶ H. Geenen,³⁶ M. Geisler,³⁶ W. Haj Ahmad,³⁶ F. Hoehle,³⁶ B. Kargoll,³⁶ T. Kress,³⁶ Y. Kuessel,³⁶ A. Künsken,³⁶ J. Lingemann,^{36,c} A. Nowack,³⁶ I. M. Nugent,³⁶ C. Pistone,³⁶ O. Pooth,³⁶ A. Stahl,³⁶ M. Aldaya Martin,³⁷ I. Asin,³⁷ N. Bartosik,³⁷ J. Behr,³⁷ U. Behrens,³⁷ A. J. Bell,³⁷ A. Bethani,³⁷ K. Borras,³⁷ A. Burgmeier,³⁷ A. Cakir,³⁷ L. Calligaris,³⁷ A. Campbell,³⁷ S. Choudhury,³⁷ F. Costanza,³⁷ C. Diez Pardos,³⁷ G. Dolinska,³⁷ S. Dooling,³⁷ T. Dorland,³⁷ G. Eckerlin,³⁷ D. Eckstein,³⁷ T. Eichhorn,³⁷ G. Flucke,³⁷ J. Garay Garcia,³⁷ A. Geiser,³⁷ A. Gizhko,³⁷ P. Gunnellini,³⁷ J. Hauk,³⁷ M. Hempel,^{37,p} H. Jung,³⁷ A. Kalogeropoulos,³⁷ O. Karacheban,^{37,p} M. Kasemann,³⁷ P. Katsas,³⁷ J. Kieseler,³⁷ C. Kleinwort,³⁷ I. Korol,³⁷ D. Krücker,³⁷ W. Lange,³⁷ J. Leonard,³⁷ K. Lipka,³⁷ A. Lobanov,³⁷ W. Lohmann,^{37,p} B. Lutz,³⁷ R. Mankel,³⁷ I. Marfin,^{37,p} I.-A. Melzer-Pellmann,³⁷ A. B. Meyer,³⁷ G. Mittag,³⁷ J. Mnich,³⁷ A. Mussgiller,³⁷ S. Naumann-Emme,³⁷ A. Nayak,³⁷ E. Ntomari,³⁷ H. Perrey,³⁷ D. Pitzl,³⁷ R. Placakyte,³⁷ A. Raspereza,³⁷ P. M. Ribeiro Cipriano,³⁷ B. Roland,³⁷ E. Ron,³⁷ M. Ö. Sahin,³⁷ J. Salfeld-Nebgen,³⁷ P. Saxena,³⁷ T. Schoerner-Sadenius,³⁷ M. Schröder,³⁷ C. Seitz,³⁷ S. Spannagel,³⁷ A. D. R. Vargas Trevino,³⁷ R. Walsh,³⁷ C. Wissing,³⁷ V. Blobel,³⁸ M. Centis Vignali,³⁸ A. R. Draeger,³⁸ J. Erfle,³⁸ E. Garutti,³⁸ K. Goebel,³⁸ M. Görner,³⁸ J. Haller,³⁸ M. Hoffmann,³⁸ R. S. Höing,³⁸ A. Junkes,³⁸ H. Kirschenmann,³⁸ R. Klanner,³⁸ R. Kogler,³⁸ T. Lapsien,³⁸ T. Lenz,³⁸ I. Marchesini,³⁸ D. Marconi,³⁸ J. Ott,³⁸ T. Peiffer,³⁸ A. Perieanu,³⁸ N. Pietsch,³⁸ J. Poehlsen,³⁸ T. Poehlsen,³⁸ D. Rathjens,³⁸ C. Sander,³⁸ H. Schettler,³⁸ P. Schleper,³⁸ E. Schlieckau,³⁸ A. Schmidt,³⁸ M. Seidel,³⁸ V. Sola,³⁸ H. Stadie,³⁸ G. Steinbrück,³⁸ D. Troendle,³⁸ E. Usai,³⁸ L. Vanelderen,³⁸ A. Vanhoefer,³⁸ C. Barth,³⁹ C. Baus,³⁹ J. Berger,³⁹ C. Böser,³⁹ E. Butz,³⁹ T. Chwalek,³⁹ W. De Boer,³⁹ A. Descroix,³⁹ A. Dierlamm,³⁹ M. Feindt,³⁹ F. Frensch,³⁹ M. Giffels,³⁹ A. Gilbert,³⁹ F. Hartmann,^{39,c} T. Hauth,³⁹ U. Husemann,³⁹ I. Katkov,^{39,f} A. Kornmayer,^{39,c} P. Lobelle Pardo,³⁹ M. U. Mozer,³⁹ T. Müller,³⁹ Th. Müller,³⁹ A. Nürnberg,³⁹ G. Quast,³⁹ K. Rabbertz,³⁹ S. Röcker,³⁹ H. J. Simonis,³⁹ F. M. Stober,³⁹ R. Ulrich,³⁹ J. Wagner-Kuhr,³⁹ S. Wayand,³⁹ T. Weiler,³⁹ R. Wolf,³⁹ G. Anagnostou,⁴⁰ G. Daskalakis,⁴⁰ T. Geralis,⁴⁰ V. A. Giakoumopoulou,⁴⁰ A. Kyriakis,⁴⁰ D. Loukas,⁴⁰ A. Markou,⁴⁰ C. Markou,⁴⁰ A. Psallidas,⁴⁰ I. Topsis-Giotis,⁴⁰ A. Agapitos,⁴¹ S. Kesiosoglou,⁴¹ A. Panagiotou,⁴¹ N. Saoulidou,⁴¹ E. Stiliaris,⁴¹ E. Tziaferi,⁴¹ X. Aslanoglou,⁴² I. Evangelou,⁴² G. Flouris,⁴² C. Foudas,⁴² P. Kokkas,⁴² N. Manthos,⁴² I. Papadopoulos,⁴² E. Paradas,⁴² J. Strologas,⁴² G. Bencze,⁴³ C. Hajdu,⁴³ P. Hidas,⁴³ D. Horvath,^{43,q} F. Sikler,⁴³ V. Veszpremi,⁴³ G. Vesztergombi,^{43,r} A. J. Zsigmond,⁴³ N. Beni,⁴⁴ S. Czellar,⁴⁴ J. Karancsi,^{44,s} J. Molnar,⁴⁴ J. Palinkas,⁴⁴ Z. Szillasi,⁴⁴ A. Makovec,⁴⁵ P. Raics,⁴⁵ Z. L. Trocsanyi,⁴⁵ B. Ujvari,⁴⁵ S. K. Swain,⁴⁶ S. B. Beri,⁴⁷ V. Bhatnagar,⁴⁷ R. Gupta,⁴⁷ U. Bhawandeep,⁴⁷ A. K. Kalsi,⁴⁷ M. Kaur,⁴⁷ R. Kumar,⁴⁷ M. Mittal,⁴⁷ N. Nishu,⁴⁷ J. B. Singh,⁴⁷ Ashok Kumar,⁴⁸ Arun Kumar,⁴⁸ S. Ahuja,⁴⁸ A. Bhardwaj,⁴⁸ B. C. Choudhary,⁴⁸ A. Kumar,⁴⁸ S. Malhotra,⁴⁸ M. Naimuddin,⁴⁸ K. Ranjan,⁴⁸ V. Sharma,⁴⁸ S. Banerjee,⁴⁹ S. Bhattacharya,⁴⁹ K. Chatterjee,⁴⁹ S. Dutta,⁴⁹ B. Gomber,⁴⁹ Sa. Jain,⁴⁹ Sh. Jain,⁴⁹ R. Khurana,⁴⁹ A. Modak,⁴⁹ S. Mukherjee,⁴⁹ D. Roy,⁴⁹ S. Sarkar,⁴⁹ M. Sharan,⁴⁹ A. Abdulsalam,⁵⁰ D. Dutta,⁵⁰ V. Kumar,⁵⁰ A. K. Mohanty,^{50,c} L. M. Pant,⁵⁰ P. Shukla,⁵⁰ A. Topkar,⁵⁰ T. Aziz,⁵¹ S. Banerjee,⁵¹ S. Bhowmik,^{51,t} R. M. Chatterjee,⁵¹ R. K. Dewanjee,⁵¹ S. Dugad,⁵¹ S. Ganguly,⁵¹ S. Ghosh,⁵¹ M. Guchait,⁵¹ A. Gurtu,^{51,u} G. Kole,⁵¹ S. Kumar,⁵¹ M. Maity,^{51,t} G. Majumder,⁵¹ K. Mazumdar,⁵¹ G. B. Mohanty,⁵¹ B. Parida,⁵¹ K. Sudhakar,⁵¹ N. Wickramage,^{51,v} S. Sharma,⁵² H. Bakhshiansohi,⁵³ H. Behnamian,⁵³ S. M. Etesami,^{53,w} A. Fahim,^{53,x} R. Goldouzian,⁵³ M. Khakzad,⁵³ M. Mohammadi Najafabadi,⁵³ M. Naseri,⁵³ S. Paktinat Mehdiabadi,⁵³ F. Rezaei Hosseinabadi,⁵³ B. Safarzadeh,^{53,y} M. Zeinali,⁵³ M. Felcini,⁵⁴ M. Grunewald,⁵⁴ M. Abbrescia,^{55a,55b} C. Calabria,^{55a,55b} S. S. Chhibra,^{55a,55b} A. Colaleo,^{55a} D. Creanza,^{55a,55c} L. Cristella,^{55a,55b} N. De Filippis,^{55a,55c} M. De Palma,^{55a,55b} L. Fiore,^{55a} G. Iaselli,^{55a,55c} G. Maggi,^{55a,55c} M. Maggi,^{55a} S. My,^{55a,55c} S. Nuzzo,^{55a,55b} A. Pompili,^{55a,55b} G. Pugliese,^{55a,55c} R. Radogna,^{55a,55b,c} G. Selvaggi,^{55a,55b} A. Sharma,^{55a} L. Silvestris,^{55a,c} R. Venditti,^{55a,55b} P. Verwilligen,^{55a} G. Abbiendi,^{56a} A. C. Benvenuti,^{56a} D. Bonacorsi,^{56a,56b}

- S. Braibant-Giacomelli,^{56a,56b} L. Brigliadori,^{56a,56b} R. Campanini,^{56a,56b} P. Capiluppi,^{56a,56b} A. Castro,^{56a,56b} F. R. Cavallo,^{56a} G. Codispoti,^{56a,56b} M. Cuffiani,^{56a,56b} G. M. Dallavalle,^{56a} F. Fabbri,^{56a} A. Fanfani,^{56a,56b} D. Fasanella,^{56a,56b} P. Giacomelli,^{56a} C. Grandi,^{56a} L. Guiducci,^{56a,56b} S. Marcellini,^{56a} G. Masetti,^{56a} A. Montanari,^{56a} F. L. Navarria,^{56a,56b} A. Perrotta,^{56a} A. M. Rossi,^{56a,56b} T. Rovelli,^{56a,56b} G. P. Siroli,^{56a,56b} N. Tosi,^{56a,56b} R. Travaglini,^{56a,56b} S. Albergo,^{57a,57b} G. Cappello,^{57a} M. Chiorboli,^{57a,57b} S. Costa,^{57a,57b} F. Giordano,^{57a,c} R. Potenza,^{57a,57b} A. Tricomi,^{57a,57b} C. Tuve,^{57a,57b} G. Barbagli,^{58a} V. Ciulli,^{58a,58b} C. Civinini,^{58a} R. D'Alessandro,^{58a,58b} E. Focardi,^{58a,58b} E. Gallo,^{58a} S. Gonzi,^{58a,58b} V. Gori,^{58a,58b} P. Lenzi,^{58a,58b} M. Meschini,^{58a} S. Paoletti,^{58a} G. Sguazzoni,^{58a} A. Tropicano,^{58a,58b} L. Benussi,⁵⁹ S. Bianco,⁵⁹ F. Fabbri,⁵⁹ D. Piccolo,⁵⁹ R. Ferretti,^{60a,60b} F. Ferro,^{60a} M. Lo Vetere,^{60a,60b} E. Robutti,^{60a} S. Tosi,^{60a,60b} M. E. Dinardo,^{61a,61b} S. Fiorendi,^{61a,61b} S. Gennai,^{61a,c} R. Gerosa,^{61a,61b,c} A. Ghezzi,^{61a,61b} P. Govoni,^{61a,61b} M. T. Lucchini,^{61a,61b,c} S. Malvezzi,^{61a} R. A. Manzoni,^{61a,61b} A. Martelli,^{61a,61b} B. Marzocchi,^{61a,61b,c} D. Menasce,^{61a} L. Moroni,^{61a} M. Paganoni,^{61a,61b} D. Pedrini,^{61a} S. Ragazzi,^{61a,61b} N. Redaelli,^{61a} T. Tabarelli de Fatis,^{61a,61b} S. Buontempo,^{62a} N. Cavallo,^{62a,62c} S. Di Guida,^{62a,62d,c} F. Fabozzi,^{62a,62c} A. O. M. Iorio,^{62a,62b} L. Lista,^{62a} S. Meola,^{62a,62d,c} M. Merola,^{62a} P. Paolucci,^{62a,c} P. Azzi,^{63a} N. Bacchetta,^{63a} D. Bisello,^{63a,63b} A. Branca,^{63a,63b} R. Carlin,^{63a,63b} P. Checchia,^{63a} M. Dall'Osso,^{63a,63b} T. Dorigo,^{63a} U. Dosselli,^{63a} F. Gasparini,^{63a,63b} U. Gasparini,^{63a,63b} A. Gozzelino,^{63a} K. Kanishchev,^{63a,63c} S. Lacaprarà,^{63a} M. Margoni,^{63a,63b} A. T. Meneguzzo,^{63a,63b} J. Pazzini,^{63a,63b} N. Pozzobon,^{63a,63b} P. Ronchese,^{63a,63b} F. Simonetto,^{63a,63b} E. Torassa,^{63a} M. Tosi,^{63a,63b} P. Zotto,^{63a,63b} A. Zucchetta,^{63a,63b} G. Zumerle,^{63a,63b} M. Gabusi,^{64a,64b} S. P. Ratti,^{64a,64b} V. Re,^{64a} C. Riccardi,^{64a,64b} P. Salvini,^{64a} P. Vitulo,^{64a,64b} M. Biasini,^{65a,65b} G. M. Bilei,^{65a} D. Ciangottini,^{65a,65b,c} L. Fanò,^{65a,65b} P. Lariccia,^{65a,65b} G. Mantovani,^{65a,65b} M. Menichelli,^{65a} A. Saha,^{65a} A. Santocchia,^{65a,65b} A. Spiezia,^{65a,65b,c} K. Androsov,^{66a,z} P. Azzurri,^{66a} G. Bagliesi,^{66a} J. Bernardini,^{66a} T. Boccali,^{66a} G. Broccolo,^{66a,66c} R. Castaldi,^{66a} M. A. Ciocci,^{66a,z} R. Dell'Orso,^{66a} S. Donato,^{66a,66c} G. Fedi,^{66a} F. Fiori,^{66a,66c} L. Foà,^{66a,66c} A. Giassi,^{66a} M. T. Grippo,^{66a,z} F. Ligabue,^{66a,66c} T. Lomtadze,^{66a} L. Martini,^{66a,66b} A. Messineo,^{66a,66b} C. S. Moon,^{66a,aa} F. Palla,^{66a,c} A. Rizzi,^{66a,66b} A. Savoy-Navarro,^{66a,bb} A. T. Serban,^{66a} P. Spagnolo,^{66a} P. Squillacioti,^{66a,z} R. Tenchini,^{66a} G. Tonelli,^{66a,66b} A. Venturi,^{66a} P. G. Verdini,^{66a} C. Vernieri,^{66a,66c} L. Barone,^{67a,67b} F. Cavallari,^{67a} G. D'imperio,^{67a,67b} D. Del Re,^{67a,67b} M. Diemoz,^{67a} C. Jorda,^{67a} E. Longo,^{67a,67b} F. Margaroli,^{67a,67b} P. Meridiani,^{67a} F. Micheli,^{67a,67b,c} G. Organtini,^{67a,67b} R. Paramatti,^{67a} S. Rahatlou,^{67a,67b} C. Rovelli,^{67a} F. Santanastasio,^{67a,67b} L. Soffi,^{67a,67b} P. Traczyk,^{67a,67b,c} N. Amapane,^{68a,68b} R. Arcidiacono,^{68a,68c} S. Argiro,^{68a,68b} M. Arneodo,^{68a,68c} R. Bellan,^{68a,68b} C. Biino,^{68a} N. Cartiglia,^{68a} S. Casasso,^{68a,68b,c} M. Costa,^{68a,68b} R. Covarelli,^{68a} A. Degano,^{68a,68b} N. Demaria,^{68a} L. Finco,^{68a,68b,c} C. Mariotti,^{68a} S. Maselli,^{68a} E. Migliore,^{68a,68b} V. Monaco,^{68a,68b} M. Musich,^{68a} M. M. Obertino,^{68a,68c} L. Pacher,^{68a,68b} N. Pastrone,^{68a} M. Pelliccioni,^{68a} G. L. Pinna Angioni,^{68a,68b} A. Potenza,^{68a,68b} A. Romero,^{68a,68b} M. Ruspa,^{68a,68c} R. Sacchi,^{68a,68b} A. Solano,^{68a,68b} A. Staiano,^{68a} U. Tamponi,^{68a} S. Belforte,^{69a} V. Candelise,^{69a,69b,c} M. Casarsa,^{69a} F. Cossutti,^{69a} G. Della Ricca,^{69a,69b} B. Gobbo,^{69a} C. La Licata,^{69a,69b} M. Marone,^{69a,69b} A. Schizzi,^{69a,69b} T. Umer,^{69a,69b} A. Zanetti,^{69a} S. Chang,⁷⁰ A. Kropivnitskaya,⁷⁰ S. K. Nam,⁷⁰ D. H. Kim,⁷¹ G. N. Kim,⁷¹ M. S. Kim,⁷¹ D. J. Kong,⁷¹ S. Lee,⁷¹ Y. D. Oh,⁷¹ H. Park,⁷¹ A. Sakharov,⁷¹ D. C. Son,⁷¹ T. J. Kim,⁷² M. S. Ryu,⁷² J. Y. Kim,⁷³ D. H. Moon,⁷³ S. Song,⁷³ S. Choi,⁷⁴ D. Gyun,⁷⁴ B. Hong,⁷⁴ M. Jo,⁷⁴ H. Kim,⁷⁴ Y. Kim,⁷⁴ B. Lee,⁷⁴ K. S. Lee,⁷⁴ S. K. Park,⁷⁴ Y. Roh,⁷⁴ H. D. Yoo,⁷⁵ M. Choi,⁷⁶ J. H. Kim,⁷⁶ I. C. Park,⁷⁶ G. Ryu,⁷⁶ Y. Choi,⁷⁷ Y. K. Choi,⁷⁷ J. Goh,⁷⁷ D. Kim,⁷⁷ E. Kwon,⁷⁷ J. Lee,⁷⁷ I. Yu,⁷⁷ A. Juodagalvis,⁷⁸ J. R. Komaragiri,⁷⁹ M. A. B. Md Ali,⁷⁹ W. A. T. Wan Abdullah,⁷⁹ E. Casimiro Linares,⁸⁰ H. Castilla-Valdez,⁸⁰ E. De La Cruz-Burelo,⁸⁰ I. Heredia-de La Cruz,⁸⁰ A. Hernandez-Almada,⁸⁰ R. Lopez-Fernandez,⁸⁰ A. Sanchez-Hernandez,⁸⁰ S. Carrillo Moreno,⁸¹ F. Vazquez Valencia,⁸¹ I. Pedraza,⁸² H. A. Salazar Ibarquen,⁸² A. Morelos Pineda,⁸³ D. Krofcheck,⁸⁴ P. H. Butler,⁸⁵ S. Reucroft,⁸⁵ A. Ahmad,⁸⁶ M. Ahmad,⁸⁶ Q. Hassan,⁸⁶ H. R. Hoorani,⁸⁶ W. A. Khan,⁸⁶ T. Khurshid,⁸⁶ M. Shoaib,⁸⁶ H. Bialkowska,⁸⁷ M. Bluj,⁸⁷ B. Boimska,⁸⁷ T. Frueboes,⁸⁷ M. Górski,⁸⁷ M. Kazana,⁸⁷ K. Nawrocki,⁸⁷ K. Romanowska-Rybinska,⁸⁷ M. Szleper,⁸⁷ P. Zalewski,⁸⁷ G. Brona,⁸⁸ K. Bunkowski,⁸⁸ M. Cwiok,⁸⁸ W. Dominik,⁸⁸ K. Doroba,⁸⁸ A. Kalinowski,⁸⁸ M. Konecki,⁸⁸ J. Krolikowski,⁸⁸ M. Misiura,⁸⁸ M. Olszewski,⁸⁸ P. Bargassa,⁸⁹ C. Beirão Da Cruz E Silva,⁸⁹ P. Faccioli,⁸⁹ P. G. Ferreira Parracho,⁸⁹ M. Gallinaro,⁸⁹ L. Lloret Iglesias,⁸⁹ F. Nguyen,⁸⁹ J. Rodrigues Antunes,⁸⁹ J. Seixas,⁸⁹ J. Varela,⁸⁹ P. Vischia,⁸⁹ S. Afanasiev,⁹⁰ P. Bunin,⁹⁰ M. Gavrilenko,⁹⁰ I. Golutvin,⁹⁰ I. Gorbunov,⁹⁰ A. Kamenev,⁹⁰ V. Karjavin,⁹⁰ V. Konoplyanikov,⁹⁰ A. Lanev,⁹⁰ A. Malakhov,⁹⁰ V. Matveev,^{90,cc} P. Moisezen,⁹⁰ V. Palichik,⁹⁰ V. Perelygin,⁹⁰ S. Shmatov,⁹⁰ N. Skatchkov,⁹⁰ V. Smirnov,⁹⁰ A. Zarubin,⁹⁰ V. Golovtsov,⁹¹ Y. Ivanov,⁹¹ V. Kim,^{91,dd} E. Kuznetsova,⁹¹ P. Levchenko,⁹¹ V. Murzin,⁹¹ V. Oreshkin,⁹¹ I. Smirnov,⁹¹ V. Sulimov,⁹¹ L. Uvarov,⁹¹ S. Vavilov,⁹¹ A. Vorobyev,⁹¹ An. Vorobyev,⁹¹ Yu. Andreev,⁹² A. Dermenev,⁹² S. Gninenko,⁹² N. Golubev,⁹² M. Kirsanov,⁹² N. Krasnikov,⁹² A. Pashenkov,⁹² D. Tlisov,⁹² A. Toropin,⁹² V. Epshteyn,⁹³ V. Gavrilov,⁹³ N. Lychkovskaya,⁹³ V. Popov,⁹³

I. Pozdnyakov,⁹³ G. Safronov,⁹³ S. Semenov,⁹³ A. Spiridonov,⁹³ V. Stolin,⁹³ E. Vlasov,⁹³ A. Zhokin,⁹³ V. Andreev,⁹⁴ M. Azarkin,^{94,ee} I. Dremin,^{94,ee} M. Kirakosyan,⁹⁴ A. Leonidov,^{94,ee} G. Mesyats,⁹⁴ S. V. Rusakov,⁹⁴ A. Vinogradov,⁹⁴ A. Belyaev,⁹⁵ E. Boos,⁹⁵ M. Dubinin,^{95,ff} L. Dudko,⁹⁵ A. Ershov,⁹⁵ A. Gribushin,⁹⁵ V. Klyukhin,⁹⁵ O. Kodolova,⁹⁵ I. Lokhtin,⁹⁵ S. Obraztsov,⁹⁵ S. Petrushanko,⁹⁵ V. Savrin,⁹⁵ A. Snigirev,⁹⁵ I. Azhgirey,⁹⁶ I. Bayshev,⁹⁶ S. Bitioukov,⁹⁶ V. Kachanov,⁹⁶ A. Kalinin,⁹⁶ D. Konstantinov,⁹⁶ V. Krychkin,⁹⁶ V. Petrov,⁹⁶ R. Ryutin,⁹⁶ A. Sobol,⁹⁶ L. Tourtchanovitch,⁹⁶ S. Troshin,⁹⁶ N. Tyurin,⁹⁶ A. Uzunian,⁹⁶ A. Volkov,⁹⁶ P. Adzic,^{97,gg} M. Ekmedzic,⁹⁷ J. Milosevic,⁹⁷ V. Rekovic,⁹⁷ J. Alcaraz Maestre,⁹⁸ C. Battilana,⁹⁸ E. Calvo,⁹⁸ M. Cerrada,⁹⁸ M. Chamizo Llatas,⁹⁸ N. Colino,⁹⁸ B. De La Cruz,⁹⁸ A. Delgado Peris,⁹⁸ D. Domínguez Vázquez,⁹⁸ A. Escalante Del Valle,⁹⁸ C. Fernandez Bedoya,⁹⁸ J. P. Fernández Ramos,⁹⁸ J. Flix,⁹⁸ M. C. Fouz,⁹⁸ P. Garcia-Abia,⁹⁸ O. Gonzalez Lopez,⁹⁸ S. Goy Lopez,⁹⁸ J. M. Hernandez,⁹⁸ M. I. Josa,⁹⁸ E. Navarro De Martino,⁹⁸ A. Pérez-Calero Yzquierdo,⁹⁸ J. Puerta Pelayo,⁹⁸ A. Quintario Olmeda,⁹⁸ I. Redondo,⁹⁸ L. Romero,⁹⁸ M. S. Soares,⁹⁸ C. Albajar,⁹⁹ J. F. de Trocóniz,⁹⁹ M. Missiroli,⁹⁹ D. Moran,⁹⁹ H. Brun,¹⁰⁰ J. Cuevas,¹⁰⁰ J. Fernandez Menendez,¹⁰⁰ S. Folgueras,¹⁰⁰ I. Gonzalez Caballero,¹⁰⁰ J. A. Brochero Cifuentes,¹⁰¹ I. J. Cabrillo,¹⁰¹ A. Calderon,¹⁰¹ J. Duarte Campderros,¹⁰¹ M. Fernandez,¹⁰¹ G. Gomez,¹⁰¹ A. Graziano,¹⁰¹ A. Lopez Virto,¹⁰¹ J. Marco,¹⁰¹ R. Marco,¹⁰¹ C. Martinez Rivero,¹⁰¹ F. Matorras,¹⁰¹ F. J. Munoz Sanchez,¹⁰¹ J. Piedra Gomez,¹⁰¹ T. Rodrigo,¹⁰¹ A. Y. Rodríguez-Marrero,¹⁰¹ A. Ruiz-Jimeno,¹⁰¹ L. Scodellaro,¹⁰¹ I. Vila,¹⁰¹ R. Vilar Cortabitarte,¹⁰¹ D. Abbaneo,¹⁰² E. Auffray,¹⁰² G. Auzinger,¹⁰² M. Bachtis,¹⁰² P. Baillon,¹⁰² A. H. Ball,¹⁰² D. Barney,¹⁰² A. Benaglia,¹⁰² J. Bendavid,¹⁰² L. Benhabib,¹⁰² J. F. Benitez,¹⁰² P. Bloch,¹⁰² A. Bocci,¹⁰² A. Bonato,¹⁰² O. Bondu,¹⁰² C. Botta,¹⁰² H. Breuker,¹⁰² T. Camporesi,¹⁰² G. Cerminara,¹⁰² S. Colafranceschi,^{102,bh} M. D'Alfonso,¹⁰² D. d'Enterria,¹⁰² A. Dabrowski,¹⁰² A. David,¹⁰² F. De Guio,¹⁰² A. De Roeck,¹⁰² S. De Visscher,¹⁰² E. Di Marco,¹⁰² M. Dobson,¹⁰² M. Dordevic,¹⁰² B. Dorney,¹⁰² N. Dupont-Sagorin,¹⁰² A. Elliott-Peisert,¹⁰² G. Franzoni,¹⁰² W. Funk,¹⁰² D. Gigi,¹⁰² K. Gill,¹⁰² D. Giordano,¹⁰² M. Girone,¹⁰² F. Glege,¹⁰² R. Guida,¹⁰² S. Gundacker,¹⁰² M. Guthoff,¹⁰² J. Hammer,¹⁰² M. Hansen,¹⁰² P. Harris,¹⁰² J. Hegeman,¹⁰² V. Innocente,¹⁰² P. Janot,¹⁰² K. Kousouris,¹⁰² K. Krajczar,¹⁰² P. Lecq,¹⁰² C. Lourenço,¹⁰² N. Magini,¹⁰² L. Malgeri,¹⁰² M. Mannelli,¹⁰² J. Marrouche,¹⁰² L. Masetti,¹⁰² F. Meijers,¹⁰² S. Mersi,¹⁰² E. Meschi,¹⁰² F. Moortgat,¹⁰² S. Morovic,¹⁰² M. Mulders,¹⁰² L. Orsini,¹⁰² L. Pape,¹⁰² E. Perez,¹⁰² A. Petrilli,¹⁰² G. Petrucciani,¹⁰² A. Pfeiffer,¹⁰² M. Pimiä,¹⁰² D. Piparo,¹⁰² M. Plagge,¹⁰² A. Racz,¹⁰² G. Rolandi,^{102,ii} M. Rovere,¹⁰² H. Sakulin,¹⁰² C. Schäfer,¹⁰² C. Schwick,¹⁰² A. Sharma,¹⁰² P. Siegrist,¹⁰² P. Silva,¹⁰² M. Simon,¹⁰² P. Sphicas,^{102,jj} D. Spiga,¹⁰² J. Steggemann,¹⁰² B. Stieger,¹⁰² M. Stoye,¹⁰² Y. Takahashi,¹⁰² D. Treille,¹⁰² A. Tsiro,¹⁰² G. I. Veres,^{102,r} N. Wardle,¹⁰² H. K. Wöhri,¹⁰² H. Wollny,¹⁰² W. D. Zeuner,¹⁰² W. Bertl,¹⁰³ K. Deiters,¹⁰³ W. Erdmann,¹⁰³ R. Horisberger,¹⁰³ Q. Ingram,¹⁰³ H. C. Kaestli,¹⁰³ D. Kotlinski,¹⁰³ U. Langenegger,¹⁰³ D. Renker,¹⁰³ T. Rohe,¹⁰³ F. Bachmair,¹⁰⁴ L. Bäni,¹⁰⁴ L. Bianchini,¹⁰⁴ M. A. Buchmann,¹⁰⁴ B. Casal,¹⁰⁴ N. Chanon,¹⁰⁴ G. Dissertori,¹⁰⁴ M. Dittmar,¹⁰⁴ M. Donegà,¹⁰⁴ M. Dünser,¹⁰⁴ P. Eller,¹⁰⁴ C. Grab,¹⁰⁴ D. Hits,¹⁰⁴ J. Hoss,¹⁰⁴ W. Lustermann,¹⁰⁴ B. Mangano,¹⁰⁴ A. C. Marini,¹⁰⁴ M. Marionneau,¹⁰⁴ P. Martinez Ruiz del Arbol,¹⁰⁴ M. Masciovecchio,¹⁰⁴ D. Meister,¹⁰⁴ N. Mohr,¹⁰⁴ P. Musella,¹⁰⁴ C. Nägeli,^{104,kk} F. Nessi-Tedaldi,¹⁰⁴ F. Pandolfi,¹⁰⁴ F. Pauss,¹⁰⁴ L. Perrozzi,¹⁰⁴ M. Peruzzi,¹⁰⁴ M. Quittnat,¹⁰⁴ L. Rebane,¹⁰⁴ M. Rossini,¹⁰⁴ A. Starodumov,^{104,ll} M. Takahashi,¹⁰⁴ K. Theofilatos,¹⁰⁴ R. Wallny,¹⁰⁴ H. A. Weber,¹⁰⁴ C. Amsler,^{105,mm} M. F. Canelli,¹⁰⁵ V. Chiochia,¹⁰⁵ A. De Cosa,¹⁰⁵ A. Hinzmann,¹⁰⁵ T. Hreus,¹⁰⁵ B. Kilminster,¹⁰⁵ C. Lange,¹⁰⁵ J. Ngadiuba,¹⁰⁵ D. Pinna,¹⁰⁵ P. Robmann,¹⁰⁵ F. J. Ronga,¹⁰⁵ S. Taroni,¹⁰⁵ Y. Yang,¹⁰⁵ M. Cardaci,¹⁰⁶ K. H. Chen,¹⁰⁶ C. Ferro,¹⁰⁶ C. M. Kuo,¹⁰⁶ W. Lin,¹⁰⁶ Y. J. Lu,¹⁰⁶ R. Volpe,¹⁰⁶ S. S. Yu,¹⁰⁶ P. Chang,¹⁰⁷ Y. H. Chang,¹⁰⁷ Y. Chao,¹⁰⁷ K. F. Chen,¹⁰⁷ P. H. Chen,¹⁰⁷ C. Dietz,¹⁰⁷ U. Grundler,¹⁰⁷ W.-S. Hou,¹⁰⁷ Y. F. Liu,¹⁰⁷ R.-S. Lu,¹⁰⁷ M. Miñano Moya,¹⁰⁷ E. Petrakou,¹⁰⁷ Y. M. Tzeng,¹⁰⁷ R. Wilken,¹⁰⁷ B. Asavapibhop,¹⁰⁸ G. Singh,¹⁰⁸ N. Srimanobhas,¹⁰⁸ N. Suwonjandee,¹⁰⁸ A. Adiguzel,¹⁰⁹ M. N. Bakirci,^{109,nn} S. Cerci,^{109,oo} C. Dozen,¹⁰⁹ I. Dumanoglu,¹⁰⁹ E. Eskut,¹⁰⁹ S. Girgis,¹⁰⁹ G. Gokbulut,¹⁰⁹ Y. Guler,¹⁰⁹ E. Gurpinar,¹⁰⁹ I. Hos,¹⁰⁹ E. E. Kangal,^{109,pp} A. Kayis Topaksu,¹⁰⁹ G. Onengut,^{109,qq} K. Ozdemir,^{109,rr} S. Ozturk,^{109,nn} A. Polatoz,¹⁰⁹ D. Sunar Cerci,^{109,oo} B. Tali,^{109,oo} H. Topakli,^{109,nn} M. Vergili,¹⁰⁹ C. Zorbilmez,¹⁰⁹ I. V. Akin,¹¹⁰ B. Bilin,¹¹⁰ S. Bilmis,¹¹⁰ H. Gamsizkan,^{110,ss} B. Isildak,^{110,tt} G. Karapinar,^{110,uu} K. Ocalan,^{110,vv} S. Sekmen,¹¹⁰ U. E. Surat,¹¹⁰ M. Yalvac,¹¹⁰ M. Zeyrek,¹¹⁰ E. A. Albayrak,^{111,ww} E. Gülmez,¹¹¹ M. Kaya,^{111,xx} O. Kaya,^{111,yy} T. Yetkin,^{111,zz} K. Cankocak,¹¹² F. I. Vardarlı,¹¹² L. Levchuk,¹¹³ P. Sorokin,¹¹³ J. J. Brooke,¹¹⁴ E. Clement,¹¹⁴ D. Cussans,¹¹⁴ H. Flacher,¹¹⁴ J. Goldstein,¹¹⁴ M. Grimes,¹¹⁴ G. P. Heath,¹¹⁴ H. F. Heath,¹¹⁴ J. Jacob,¹¹⁴ L. Kreczko,¹¹⁴ C. Lucas,¹¹⁴ Z. Meng,¹¹⁴ D. M. Newbold,^{114,aaa} S. Paramesvaran,¹¹⁴ A. Poll,¹¹⁴ T. Sakuma,¹¹⁴ S. Seif El Nasr-storey,¹¹⁴ S. Senkin,¹¹⁴ V. J. Smith,¹¹⁴ K. W. Bell,¹¹⁵ A. Belyaev,^{115,bbb} C. Brew,¹¹⁵ R. M. Brown,¹¹⁵ D. J. A. Cockerill,¹¹⁵ J. A. Coughlan,¹¹⁵ K. Harder,¹¹⁵ S. Harper,¹¹⁵ E. Olaiya,¹¹⁵ D. Petyt,¹¹⁵ C. H. Shepherd-Themistocleous,¹¹⁵ A. Thea,¹¹⁵ I. R. Tomalin,¹¹⁵ T. Williams,¹¹⁵ W. J. Womersley,¹¹⁵ S. D. Worm,¹¹⁵

M. Baber,¹¹⁶ R. Bainbridge,¹¹⁶ O. Buchmuller,¹¹⁶ D. Burton,¹¹⁶ D. Colling,¹¹⁶ N. Cripps,¹¹⁶ P. Dauncey,¹¹⁶ G. Davies,¹¹⁶ M. Della Negra,¹¹⁶ P. Dunne,¹¹⁶ A. Elwood,¹¹⁶ W. Ferguson,¹¹⁶ J. Fulcher,¹¹⁶ D. Futyan,¹¹⁶ G. Hall,¹¹⁶ G. Iles,¹¹⁶ M. Jarvis,¹¹⁶ G. Karapostoli,¹¹⁶ M. Kenzie,¹¹⁶ R. Lane,¹¹⁶ R. Lucas,^{116,aaa} L. Lyons,¹¹⁶ A.-M. Magnan,¹¹⁶ S. Malik,¹¹⁶ B. Mathias,¹¹⁶ J. Nash,¹¹⁶ A. Nikitenko,^{116,ll} J. Pela,¹¹⁶ M. Pesaresi,¹¹⁶ K. Petridis,¹¹⁶ D. M. Raymond,¹¹⁶ S. Rogerson,¹¹⁶ A. Rose,¹¹⁶ C. Seez,¹¹⁶ P. Sharp,^{116,a} A. Tapper,¹¹⁶ M. Vazquez Acosta,¹¹⁶ T. Virdee,¹¹⁶ S. C. Zenz,¹¹⁶ J. E. Cole,¹¹⁷ P. R. Hobson,¹¹⁷ A. Khan,¹¹⁷ P. Kyberd,¹¹⁷ D. Leggat,¹¹⁷ D. Leslie,¹¹⁷ I. D. Reid,¹¹⁷ P. Symonds,¹¹⁷ L. Teodorescu,¹¹⁷ M. Turner,¹¹⁷ J. Dittmann,¹¹⁸ K. Hatakeyama,¹¹⁸ A. Kasmi,¹¹⁸ H. Liu,¹¹⁸ N. Pastika,¹¹⁸ T. Scarborough,¹¹⁸ Z. Wu,¹¹⁸ O. Charaf,¹¹⁹ S. I. Cooper,¹¹⁹ C. Henderson,¹¹⁹ P. Rumerio,¹¹⁹ A. Avetisyan,¹²⁰ T. Bose,¹²⁰ C. Fantasia,¹²⁰ P. Lawson,¹²⁰ C. Richardson,¹²⁰ J. Rohlf,¹²⁰ J. St. John,¹²⁰ L. Sulak,¹²⁰ J. Alimena,¹²¹ E. Berry,¹²¹ S. Bhattacharya,¹²¹ G. Christopher,¹²¹ D. Cutts,¹²¹ Z. Demiragli,¹²¹ N. Dhir,¹²¹ A. Ferapontov,¹²¹ A. Garabedian,¹²¹ U. Heintz,¹²¹ E. Laird,¹²¹ G. Landsberg,¹²¹ M. Narain,¹²¹ S. Sagir,¹²¹ T. Sinthuprasith,¹²¹ T. Speer,¹²¹ J. Swanson,¹²¹ R. Breedon,¹²² G. Breto,¹²² M. Calderon De La Barca Sanchez,¹²² S. Chauhan,¹²² M. Chertok,¹²² J. Conway,¹²² R. Conway,¹²² P. T. Cox,¹²² R. Erbacher,¹²² M. Gardner,¹²² W. Ko,¹²² R. Lander,¹²² M. Mulhearn,¹²² D. Pellett,¹²² J. Pilot,¹²² F. Ricci-Tam,¹²² S. Shalhout,¹²² J. Smith,¹²² M. Squires,¹²² D. Stolp,¹²² M. Tripathi,¹²² S. Wilbur,¹²² R. Yohay,¹²² R. Cousins,¹²³ P. Everaerts,¹²³ C. Farrell,¹²³ J. Hauser,¹²³ M. Ignatenko,¹²³ G. Rakness,¹²³ E. Takasugi,¹²³ V. Valuev,¹²³ M. Weber,¹²³ K. Burt,¹²⁴ R. Clare,¹²⁴ J. Ellison,¹²⁴ J. W. Gary,¹²⁴ G. Hanson,¹²⁴ J. Heilman,¹²⁴ M. Ivova Rikova,¹²⁴ P. Jandir,¹²⁴ E. Kennedy,¹²⁴ F. Lacroix,¹²⁴ O. R. Long,¹²⁴ A. Luthra,¹²⁴ M. Malberti,¹²⁴ M. Olmedo Negrete,¹²⁴ A. Shrinivas,¹²⁴ S. Sumowidagdo,¹²⁴ S. Wimpenny,¹²⁴ J. G. Branson,¹²⁵ G. B. Cerati,¹²⁵ S. Cittolin,¹²⁵ R. T. D'Agnolo,¹²⁵ A. Holzner,¹²⁵ R. Kelley,¹²⁵ D. Klein,¹²⁵ J. Letts,¹²⁵ I. Macneill,¹²⁵ D. Olivito,¹²⁵ S. Padhi,¹²⁵ C. Palmer,¹²⁵ M. Pieri,¹²⁵ M. Sani,¹²⁵ V. Sharma,¹²⁵ S. Simon,¹²⁵ M. Tadel,¹²⁵ Y. Tu,¹²⁵ A. Vartak,¹²⁵ C. Welke,¹²⁵ F. Würthwein,¹²⁵ A. Yagil,¹²⁵ G. Zevi Della Porta,¹²⁵ D. Barge,¹²⁶ J. Bradmiller-Feld,¹²⁶ C. Campagnari,¹²⁶ T. Danielson,¹²⁶ A. Dishaw,¹²⁶ V. Dutta,¹²⁶ K. Flowers,¹²⁶ M. Franco Sevilla,¹²⁶ P. Geffert,¹²⁶ C. George,¹²⁶ F. Golf,¹²⁶ L. Gouskos,¹²⁶ J. Incandela,¹²⁶ C. Justus,¹²⁶ N. Mccoll,¹²⁶ S. D. Mullin,¹²⁶ J. Richman,¹²⁶ D. Stuart,¹²⁶ W. To,¹²⁶ C. West,¹²⁶ J. Yoo,¹²⁶ A. Apresyan,¹²⁷ A. Bornheim,¹²⁷ J. Bunn,¹²⁷ Y. Chen,¹²⁷ J. Duarte,¹²⁷ A. Mott,¹²⁷ H. B. Newman,¹²⁷ C. Pena,¹²⁷ M. Pierini,¹²⁷ M. Spiropulu,¹²⁷ J. R. Vlimant,¹²⁷ R. Wilkinson,¹²⁷ S. Xie,¹²⁷ R. Y. Zhu,¹²⁷ V. Azzolini,¹²⁸ A. Calamba,¹²⁸ B. Carlson,¹²⁸ T. Ferguson,¹²⁸ Y. Iiyama,¹²⁸ M. Paulini,¹²⁸ J. Russ,¹²⁸ H. Vogel,¹²⁸ I. Vorobiev,¹²⁸ J. P. Cumalat,¹²⁹ W. T. Ford,¹²⁹ A. Gaz,¹²⁹ M. Krohn,¹²⁹ E. Luigi Lopez,¹²⁹ U. Nauenberg,¹²⁹ J. G. Smith,¹²⁹ K. Stenson,¹²⁹ S. R. Wagner,¹²⁹ J. Alexander,¹³⁰ A. Chatterjee,¹³⁰ J. Chaves,¹³⁰ J. Chu,¹³⁰ S. Dittmer,¹³⁰ N. Eggert,¹³⁰ N. Mirman,¹³⁰ G. Nicolas Kaufman,¹³⁰ J. R. Patterson,¹³⁰ A. Ryd,¹³⁰ E. Salvati,¹³⁰ L. Skinnari,¹³⁰ W. Sun,¹³⁰ W. D. Teo,¹³⁰ J. Thom,¹³⁰ J. Thompson,¹³⁰ J. Tucker,¹³⁰ Y. Weng,¹³⁰ L. Winstrom,¹³⁰ P. Wittich,¹³⁰ D. Winn,¹³¹ S. Abdullin,¹³² M. Albrow,¹³² J. Anderson,¹³² G. Apollinari,¹³² L. A. T. Bauerick,¹³² A. Beretvas,¹³² J. Berryhill,¹³² P. C. Bhat,¹³² G. Bolla,¹³² K. Burkett,¹³² J. N. Butler,¹³² H. W. K. Cheung,¹³² F. Chlebana,¹³² S. Cihangir,¹³² V. D. Elvira,¹³² I. Fisk,¹³² J. Freeman,¹³² E. Gottschalk,¹³² L. Gray,¹³² D. Green,¹³² S. Grünendahl,¹³² O. Gutsche,¹³² J. Hanlon,¹³² D. Hare,¹³² R. M. Harris,¹³² J. Hirschauer,¹³² B. Hooberman,¹³² S. Jindariani,¹³² M. Johnson,¹³² U. Joshi,¹³² B. Klima,¹³² B. Kreis,¹³² S. Kwan,^{132,a} J. Linacre,¹³² D. Lincoln,¹³² R. Lipton,¹³² T. Liu,¹³² R. Lopes De Sá,¹³² J. Lykken,¹³² K. Maeshima,¹³² J. M. Marraffino,¹³² V. I. Martinez Outschoorn,¹³² S. Maruyama,¹³² D. Mason,¹³² P. McBride,¹³² P. Merkel,¹³² K. Mishra,¹³² S. Mrenna,¹³² S. Nahn,¹³² C. Newman-Holmes,¹³² V. O'Dell,¹³² O. Prokofyev,¹³² E. Sexton-Kennedy,¹³² A. Soha,¹³² W. J. Spalding,¹³² L. Spiegel,¹³² L. Taylor,¹³² S. Tkaczyk,¹³² N. V. Tran,¹³² L. Uplegger,¹³² E. W. Vaandering,¹³² R. Vidal,¹³² A. Whitbeck,¹³² J. Whitmore,¹³² F. Yang,¹³² D. Acosta,¹³³ P. Avery,¹³³ P. Bortignon,¹³³ D. Bourilkov,¹³³ M. Carver,¹³³ D. Curry,¹³³ S. Das,¹³³ M. De Gruttola,¹³³ G. P. Di Giovanni,¹³³ R. D. Field,¹³³ M. Fisher,¹³³ I. K. Furic,¹³³ J. Hugon,¹³³ J. Konigsberg,¹³³ A. Korytov,¹³³ T. Kypreos,¹³³ J. F. Low,¹³³ K. Matchev,¹³³ H. Mei,¹³³ P. Milenovic,^{133,ccc} G. Mitselmakher,¹³³ L. Muniz,¹³³ A. Rinkevicius,¹³³ L. Shchutka,¹³³ M. Snowball,¹³³ D. Sperka,¹³³ J. Yelton,¹³³ M. Zakaria,¹³³ S. Hewamanage,¹³⁴ S. Linn,¹³⁴ P. Markowitz,¹³⁴ G. Martinez,¹³⁴ J. L. Rodriguez,¹³⁴ J. R. Adams,¹³⁵ T. Adams,¹³⁵ A. Askew,¹³⁵ J. Bochenek,¹³⁵ B. Diamond,¹³⁵ J. Haas,¹³⁵ S. Hagopian,¹³⁵ V. Hagopian,¹³⁵ K. F. Johnson,¹³⁵ H. Prosper,¹³⁵ V. Veeraraghavan,¹³⁵ M. Weinberg,¹³⁵ M. M. Baarmand,¹³⁶ M. Hohlmann,¹³⁶ H. Kalakhety,¹³⁶ F. Yumiceva,¹³⁶ M. R. Adams,¹³⁷ L. Apanasevich,¹³⁷ D. Berry,¹³⁷ R. R. Betts,¹³⁷ I. Bucinskaite,¹³⁷ R. Cavanaugh,¹³⁷ O. Evdokimov,¹³⁷ L. Gauthier,¹³⁷ C. E. Gerber,¹³⁷ D. J. Hofman,¹³⁷ P. Kurt,¹³⁷ C. O'Brien,¹³⁷ I. D. Sandoval Gonzalez,¹³⁷ C. Silkworth,¹³⁷ P. Turner,¹³⁷ N. Varelas,¹³⁷ B. Bilki,^{138,ddd} W. Clarida,¹³⁸ K. Dilsiz,¹³⁸ M. Haytmyradov,¹³⁸ J.-P. Merlo,¹³⁸ H. Mermerkaya,^{138,ccc} A. Mestvirishvili,¹³⁸ A. Moeller,¹³⁸ J. Nachtman,¹³⁸ H. Ogul,¹³⁸ Y. Onel,¹³⁸ F. Ozok,^{138,ww} A. Penzo,¹³⁸ R. Rahmat,¹³⁸ S. Sen,¹³⁸ P. Tan,¹³⁸ E. Tiras,¹³⁸ J. Wetzel,¹³⁸ K. Yi,¹³⁸

I. Anderson,¹³⁹ B. A. Barnett,¹³⁹ B. Blumenfeld,¹³⁹ S. Bolognesi,¹³⁹ D. Fehling,¹³⁹ A. V. Gritsan,¹³⁹ P. Maksimovic,¹³⁹ C. Martin,¹³⁹ M. Swartz,¹³⁹ M. Xiao,¹³⁹ P. Baringer,¹⁴⁰ A. Bean,¹⁴⁰ G. Benelli,¹⁴⁰ C. Bruner,¹⁴⁰ J. Gray,¹⁴⁰ R. P. Kenny III,¹⁴⁰ D. Majumder,¹⁴⁰ M. Malek,¹⁴⁰ M. Murray,¹⁴⁰ D. Noonan,¹⁴⁰ S. Sanders,¹⁴⁰ J. Sekaric,¹⁴⁰ R. Stringer,¹⁴⁰ Q. Wang,¹⁴⁰ J. S. Wood,¹⁴⁰ I. Chakaberia,¹⁴¹ A. Ivanov,¹⁴¹ K. Kaadze,¹⁴¹ S. Khalil,¹⁴¹ M. Makouski,¹⁴¹ Y. Maravin,¹⁴¹ L. K. Saini,¹⁴¹ N. Skhirtladze,¹⁴¹ I. Svintradze,¹⁴¹ J. Gronberg,¹⁴² D. Lange,¹⁴² F. Rebassoo,¹⁴² D. Wright,¹⁴² A. Baden,¹⁴³ A. Belloni,¹⁴³ B. Calvert,¹⁴³ S. C. Eno,¹⁴³ J. A. Gomez,¹⁴³ N. J. Hadley,¹⁴³ S. Jabeen,¹⁴³ R. G. Kellogg,¹⁴³ T. Kolberg,¹⁴³ Y. Lu,¹⁴³ A. C. Mignerey,¹⁴³ K. Pedro,¹⁴³ A. Skuja,¹⁴³ M. B. Tonjes,¹⁴³ S. C. Tonwar,¹⁴³ A. Apyan,¹⁴⁴ R. Barbieri,¹⁴⁴ K. Bierwagen,¹⁴⁴ W. Busza,¹⁴⁴ I. A. Cali,¹⁴⁴ L. Di Matteo,¹⁴⁴ G. Gomez Ceballos,¹⁴⁴ M. Goncharov,¹⁴⁴ D. Gulhan,¹⁴⁴ M. Klute,¹⁴⁴ Y. S. Lai,¹⁴⁴ Y.-J. Lee,¹⁴⁴ A. Levin,¹⁴⁴ P. D. Luckey,¹⁴⁴ C. Paus,¹⁴⁴ D. Ralph,¹⁴⁴ C. Roland,¹⁴⁴ G. Roland,¹⁴⁴ G. S. F. Stephans,¹⁴⁴ K. Sumorok,¹⁴⁴ D. Velicanu,¹⁴⁴ J. Veverka,¹⁴⁴ B. Wyslouch,¹⁴⁴ M. Yang,¹⁴⁴ M. Zanetti,¹⁴⁴ V. Zhukova,¹⁴⁴ B. Dahmes,¹⁴⁵ A. Gude,¹⁴⁵ S. C. Kao,¹⁴⁵ K. Klapoetke,¹⁴⁵ Y. Kubota,¹⁴⁵ J. Mans,¹⁴⁵ S. Nourbakhsh,¹⁴⁵ R. Rusack,¹⁴⁵ A. Singovsky,¹⁴⁵ N. Tambe,¹⁴⁵ J. Turkewitz,¹⁴⁵ J. G. Acosta,¹⁴⁶ S. Oliveros,¹⁴⁶ E. Avdeeva,¹⁴⁷ K. Bloom,¹⁴⁷ S. Bose,¹⁴⁷ D. R. Claes,¹⁴⁷ A. Dominguez,¹⁴⁷ R. Gonzalez Suarez,¹⁴⁷ J. Keller,¹⁴⁷ D. Knowlton,¹⁴⁷ I. Kravchenko,¹⁴⁷ J. Lazo-Flores,¹⁴⁷ F. Meier,¹⁴⁷ F. Ratnikov,¹⁴⁷ G. R. Snow,¹⁴⁷ M. Zvada,¹⁴⁷ J. Dolen,¹⁴⁸ A. Godshalk,¹⁴⁸ I. Iashvili,¹⁴⁸ A. Kharchilava,¹⁴⁸ A. Kumar,¹⁴⁸ S. Rappoccio,¹⁴⁸ G. Alverson,¹⁴⁹ E. Barberis,¹⁴⁹ D. Baumgartel,¹⁴⁹ M. Chasco,¹⁴⁹ A. Massironi,¹⁴⁹ D. M. Morse,¹⁴⁹ D. Nash,¹⁴⁹ T. Orimoto,¹⁴⁹ D. Trocino,¹⁴⁹ R.-J. Wang,¹⁴⁹ D. Wood,¹⁴⁹ J. Zhang,¹⁴⁹ K. A. Hahn,¹⁵⁰ A. Kubik,¹⁵⁰ N. Mucia,¹⁵⁰ N. Odell,¹⁵⁰ B. Pollack,¹⁵⁰ A. Pozdnyakov,¹⁵⁰ M. Schmitt,¹⁵⁰ S. Stoynev,¹⁵⁰ K. Sung,¹⁵⁰ M. Velasco,¹⁵⁰ S. Won,¹⁵⁰ A. Brinkerhoff,¹⁵¹ K. M. Chan,¹⁵¹ A. Drozdetskiy,¹⁵¹ M. Hildreth,¹⁵¹ C. Jessop,¹⁵¹ D. J. Karmgard,¹⁵¹ N. Kellams,¹⁵¹ K. Lannon,¹⁵¹ S. Lynch,¹⁵¹ N. Marinelli,¹⁵¹ Y. Musienko,^{151,cc} T. Pearson,¹⁵¹ M. Planer,¹⁵¹ R. Ruchti,¹⁵¹ G. Smith,¹⁵¹ N. Valls,¹⁵¹ M. Wayne,¹⁵¹ M. Wolf,¹⁵¹ A. Woodard,¹⁵¹ L. Antonelli,¹⁵² J. Brinson,¹⁵² B. Bylsma,¹⁵² L. S. Durkin,¹⁵² S. Flowers,¹⁵² A. Hart,¹⁵² C. Hill,¹⁵² R. Hughes,¹⁵² K. Kotov,¹⁵² T. Y. Ling,¹⁵² W. Luo,¹⁵² D. Puigh,¹⁵² M. Rodenburg,¹⁵² B. L. Winer,¹⁵² H. Wolfe,¹⁵² H. W. Wulsin,¹⁵² O. Driga,¹⁵³ P. Elmer,¹⁵³ J. Hardenbrook,¹⁵³ P. Hebda,¹⁵³ S. A. Koay,¹⁵³ P. Lujan,¹⁵³ D. Marlow,¹⁵³ T. Medvedeva,¹⁵³ M. Mooney,¹⁵³ J. Olsen,¹⁵³ P. Piroué,¹⁵³ X. Quan,¹⁵³ H. Saka,¹⁵³ D. Stickland,^{153,c} C. Tully,¹⁵³ J. S. Werner,¹⁵³ A. Zuranski,¹⁵³ E. Brownson,¹⁵⁴ S. Malik,¹⁵⁴ H. Mendez,¹⁵⁴ J. E. Ramirez Vargas,¹⁵⁴ V. E. Barnes,¹⁵⁵ D. Benedetti,¹⁵⁵ D. Bortoletto,¹⁵⁵ M. De Mattia,¹⁵⁵ L. Gutay,¹⁵⁵ Z. Hu,¹⁵⁵ M. K. Jha,¹⁵⁵ M. Jones,¹⁵⁵ K. Jung,¹⁵⁵ M. Kress,¹⁵⁵ N. Leonardo,¹⁵⁵ D. H. Miller,¹⁵⁵ N. Neumeister,¹⁵⁵ F. Primavera,¹⁵⁵ B. C. Radburn-Smith,¹⁵⁵ X. Shi,¹⁵⁵ I. Shipsey,¹⁵⁵ D. Silvers,¹⁵⁵ A. Svyatkovskiy,¹⁵⁵ F. Wang,¹⁵⁵ W. Xie,¹⁵⁵ L. Xu,¹⁵⁵ J. Zablocki,¹⁵⁵ N. Parashar,¹⁵⁶ J. Stupak,¹⁵⁶ A. Adair,¹⁵⁷ B. Akgun,¹⁵⁷ K. M. Ecklund,¹⁵⁷ F. J. M. Geurts,¹⁵⁷ W. Li,¹⁵⁷ B. Michlin,¹⁵⁷ B. P. Padley,¹⁵⁷ R. Redjimi,¹⁵⁷ J. Roberts,¹⁵⁷ J. Zabel,¹⁵⁷ B. Betchart,¹⁵⁸ A. Bodek,¹⁵⁸ P. de Barbaro,¹⁵⁸ R. Demina,¹⁵⁸ Y. Eshaq,¹⁵⁸ T. Ferbel,¹⁵⁸ M. Galanti,¹⁵⁸ A. Garcia-Bellido,¹⁵⁸ P. Goldenzweig,¹⁵⁸ J. Han,¹⁵⁸ A. Harel,¹⁵⁸ O. Hindrichs,¹⁵⁸ A. Khukhunaishvili,¹⁵⁸ S. Korjenevski,¹⁵⁸ G. Petrillo,¹⁵⁸ M. Verzetti,¹⁵⁸ D. Vishnevskiy,¹⁵⁸ R. Ciesielski,¹⁵⁹ L. Demortier,¹⁵⁹ K. Goulianos,¹⁵⁹ C. Mesropian,¹⁵⁹ S. Arora,¹⁶⁰ A. Barker,¹⁶⁰ J. P. Chou,¹⁶⁰ C. Contreras-Campana,¹⁶⁰ E. Contreras-Campana,¹⁶⁰ D. Duggan,¹⁶⁰ D. Ferencek,¹⁶⁰ Y. Gershtein,¹⁶⁰ R. Gray,¹⁶⁰ E. Halkiadakis,¹⁶⁰ D. Hidas,¹⁶⁰ S. Kaplan,¹⁶⁰ A. Lath,¹⁶⁰ S. Panwalkar,¹⁶⁰ M. Park,¹⁶⁰ S. Salur,¹⁶⁰ S. Schnetzer,¹⁶⁰ D. Sheffield,¹⁶⁰ S. Somalwar,¹⁶⁰ R. Stone,¹⁶⁰ S. Thomas,¹⁶⁰ P. Thomassen,¹⁶⁰ M. Walker,¹⁶⁰ K. Rose,¹⁶¹ S. Spanier,¹⁶¹ A. York,¹⁶¹ O. Bouhali,^{162,fff} A. Castaneda Hernandez,¹⁶² S. Dildick,¹⁶² R. Eusebi,¹⁶² W. Flanagan,¹⁶² J. Gilmore,¹⁶² T. Kamon,^{162,ggg} V. Khotilovich,¹⁶² V. Krutelyov,¹⁶² R. Montalvo,¹⁶² I. Osipenkov,¹⁶² Y. Pakhotin,¹⁶² R. Patel,¹⁶² A. Perloff,¹⁶² J. Roe,¹⁶² A. Rose,¹⁶² A. Safonov,¹⁶² I. Suarez,¹⁶² A. Tatarinov,¹⁶² K. A. Ulmer,¹⁶² N. Akchurin,¹⁶³ C. Cowden,¹⁶³ J. Damgov,¹⁶³ C. Dragoiu,¹⁶³ P. R. Duerdo,¹⁶³ J. Faulkner,¹⁶³ K. Kovitanggoon,¹⁶³ S. Kunori,¹⁶³ S. W. Lee,¹⁶³ T. Libeiro,¹⁶³ I. Volobouev,¹⁶³ E. Appelt,¹⁶⁴ A. G. Delannoy,¹⁶⁴ S. Greene,¹⁶⁴ A. Gurrola,¹⁶⁴ W. Johns,¹⁶⁴ C. Maguire,¹⁶⁴ Y. Mao,¹⁶⁴ A. Melo,¹⁶⁴ M. Sharma,¹⁶⁴ P. Sheldon,¹⁶⁴ B. Snook,¹⁶⁴ S. Tuo,¹⁶⁴ J. Velkovska,¹⁶⁴ M. W. Arenton,¹⁶⁵ S. Boutle,¹⁶⁵ B. Cox,¹⁶⁵ B. Francis,¹⁶⁵ J. Goodell,¹⁶⁵ R. Hirosky,¹⁶⁵ A. Ledovskoy,¹⁶⁵ H. Li,¹⁶⁵ C. Lin,¹⁶⁵ C. Neu,¹⁶⁵ E. Wolfe,¹⁶⁵ J. Wood,¹⁶⁵ C. Clarke,¹⁶⁶ R. Harr,¹⁶⁶ P. E. Karchin,¹⁶⁶ C. Kottachchi Kankanamge Don,¹⁶⁶ P. Lamichhane,¹⁶⁶ J. Sturdy,¹⁶⁶ D. A. Belknap,¹⁶⁷ D. Carlsmith,¹⁶⁷ M. Cepeda,¹⁶⁷ S. Dasu,¹⁶⁷ L. Dodd,¹⁶⁷ S. Duric,¹⁶⁷ E. Friis,¹⁶⁷ R. Hall-Wilton,¹⁶⁷ M. Herndon,¹⁶⁷ A. Hervé,¹⁶⁷ P. Klabbers,¹⁶⁷ A. Lanaro,¹⁶⁷ C. Lazaridis,¹⁶⁷ A. Levine,¹⁶⁷ R. Loveless,¹⁶⁷ A. Mohapatra,¹⁶⁷ I. Ojalvo,¹⁶⁷ T. Perry,¹⁶⁷ G. A. Pierro,¹⁶⁷ G. Polese,¹⁶⁷ I. Ross,¹⁶⁷ T. Sarangi,¹⁶⁷ A. Savin,¹⁶⁷ W. H. Smith,¹⁶⁷ D. Taylor,¹⁶⁷ C. Vuosalo,¹⁶⁷ and N. Woods¹⁶⁷

(CMS Collaboration)

- ¹*Yerevan Physics Institute, Yerevan, Armenia*
²*Institut für Hochenergiephysik der OeAW, Wien, Austria*
³*National Centre for Particle and High Energy Physics, Minsk, Belarus*
⁴*Universiteit Antwerpen, Antwerpen, Belgium*
⁵*Vrije Universiteit Brussel, Brussel, Belgium*
⁶*Université Libre de Bruxelles, Bruxelles, Belgium*
⁷*Ghent University, Ghent, Belgium*
⁸*Université Catholique de Louvain, Louvain-la-Neuve, Belgium*
⁹*Université de Mons, Mons, Belgium*
¹⁰*Centro Brasileiro de Pesquisas Físicas, Rio de Janeiro, Brazil*
¹¹*Universidade do Estado do Rio de Janeiro, Rio de Janeiro, Brazil*
^{12a}*Universidade Estadual Paulista, São Paulo, Brazil*
^{12b}*Universidade Federal do ABC, São Paulo, Brazil*
¹³*Institute for Nuclear Research and Nuclear Energy, Sofia, Bulgaria*
¹⁴*University of Sofia, Sofia, Bulgaria*
¹⁵*Institute of High Energy Physics, Beijing, China*
¹⁶*State Key Laboratory of Nuclear Physics and Technology, Peking University, Beijing, China*
¹⁷*Universidad de Los Andes, Bogota, Colombia*
¹⁸*University of Split, Faculty of Electrical Engineering, Mechanical Engineering and Naval Architecture, Split, Croatia*
¹⁹*University of Split, Faculty of Science, Split, Croatia*
²⁰*Institute Rudjer Boskovic, Zagreb, Croatia*
²¹*University of Cyprus, Nicosia, Cyprus*
²²*Charles University, Prague, Czech Republic*
²³*Academy of Scientific Research and Technology of the Arab Republic of Egypt, Egyptian Network of High Energy Physics, Cairo, Egypt*
²⁴*National Institute of Chemical Physics and Biophysics, Tallinn, Estonia*
²⁵*Department of Physics, University of Helsinki, Helsinki, Finland*
²⁶*Helsinki Institute of Physics, Helsinki, Finland*
²⁷*Lappeenranta University of Technology, Lappeenranta, Finland*
²⁸*DSM/IRFU, CEA/Saclay, Gif-sur-Yvette, France*
²⁹*Laboratoire Leprince-Ringuet, Ecole Polytechnique, IN2P3-CNRS, Palaiseau, France*
³⁰*Institut Pluridisciplinaire Hubert Curien, Université de Strasbourg, Université de Haute Alsace Mulhouse, CNRS/IN2P3, Strasbourg, France*
³¹*Centre de Calcul de l'Institut National de Physique Nucléaire et de Physique des Particules, CNRS/IN2P3, Villeurbanne, France*
³²*Université de Lyon, Université Claude Bernard Lyon 1, CNRS-IN2P3, Institut de Physique Nucléaire de Lyon, Villeurbanne, France*
³³*Institute of High Energy Physics and Informatization, Tbilisi State University, Tbilisi, Georgia*
³⁴*RWTH Aachen University, I. Physikalisches Institut, Aachen, Germany*
³⁵*RWTH Aachen University, III. Physikalisches Institut A, Aachen, Germany*
³⁶*RWTH Aachen University, III. Physikalisches Institut B, Aachen, Germany*
³⁷*Deutsches Elektronen-Synchrotron, Hamburg, Germany*
³⁸*University of Hamburg, Hamburg, Germany*
³⁹*Institut für Experimentelle Kernphysik, Karlsruhe, Germany*
⁴⁰*Institute of Nuclear and Particle Physics (INPP), NCSR Demokritos, Aghia Paraskevi, Greece*
⁴¹*University of Athens, Athens, Greece*
⁴²*University of Ioánnina, Ioánnina, Greece*
⁴³*Wigner Research Centre for Physics, Budapest, Hungary*
⁴⁴*Institute of Nuclear Research ATOMKI, Debrecen, Hungary*
⁴⁵*University of Debrecen, Debrecen, Hungary*
⁴⁶*National Institute of Science Education and Research, Bhubaneswar, India*
⁴⁷*Panjab University, Chandigarh, India*
⁴⁸*University of Delhi, Delhi, India*
⁴⁹*Saha Institute of Nuclear Physics, Kolkata, India*
⁵⁰*Bhabha Atomic Research Centre, Mumbai, India*
⁵¹*Tata Institute of Fundamental Research, Mumbai, India*
⁵²*Indian Institute of Science Education and Research (IISER), Pune, India*
⁵³*Institute for Research in Fundamental Sciences (IPM), Tehran, Iran*

- ⁵⁴University College Dublin, Dublin, Ireland
^{55a}INFN Sezione di Bari, Bari, Italy
^{55b}Università di Bari, Bari, Italy
^{55c}Politecnico di Bari, Bari, Italy
^{56a}INFN Sezione di Bologna, Bologna, Italy
^{56b}Università di Bologna, Bologna, Italy
^{57a}INFN Sezione di Catania, Catania, Italy
^{57b}Università di Catania, Catania, Italy
^{57c}CSFNSM, Catania, Italy
^{58a}INFN Sezione di Firenze, Firenze, Italy
^{58b}Università di Firenze, Firenze, Italy
⁵⁹INFN Laboratori Nazionali di Frascati, Frascati, Italy
^{60a}INFN Sezione di Genova, Genova, Italy
^{60b}Università di Genova, Genova, Italy
^{61a}INFN Sezione di Milano-Bicocca, Milano, Italy
^{61b}Università di Milano-Bicocca, Milano, Italy
^{62a}INFN Sezione di Napoli, Roma, Italy
^{62b}Università di Napoli 'Federico II', Roma, Italy
^{62c}Università della Basilicata, Roma, Italy
^{62d}Università G. Marconi, Roma, Italy
^{63a}INFN Sezione di Padova, Trento, Italy
^{63b}Università di Padova, Trento, Italy
^{63c}Università di Trento, Trento, Italy
^{64a}INFN Sezione di Pavia, Pavia, Italy
^{64b}Università di Pavia, Pavia, Italy
^{65a}INFN Sezione di Perugia, Perugia, Italy
^{65b}Università di Perugia, Perugia, Italy
^{66a}INFN Sezione di Pisa, Pisa, Italy
^{66b}Università di Pisa, Pisa, Italy
^{66c}Scuola Normale Superiore di Pisa, Pisa, Italy
^{67a}INFN Sezione di Roma, Roma, Italy
^{67b}Università di Roma, Roma, Italy
^{68a}INFN Sezione di Torino, Novara, Italy
^{68b}Università di Torino, Novara, Italy
^{68c}Università del Piemonte Orientale, Novara, Italy
^{69a}INFN Sezione di Trieste, Trieste, Italy
^{69b}Università di Trieste, Trieste, Italy
⁷⁰Kangwon National University, Chunchon, Korea
⁷¹Kyungpook National University, Daegu, Korea
⁷²Chonbuk National University, Jeonju, Korea
⁷³Chonnam National University, Institute for Universe and Elementary Particles, Kwangju, Korea
⁷⁴Korea University, Seoul, Korea
⁷⁵Seoul National University, Seoul, Korea
⁷⁶University of Seoul, Seoul, Korea
⁷⁷Sungkyunkwan University, Suwon, Korea
⁷⁸Vilnius University, Vilnius, Lithuania
⁷⁹National Centre for Particle Physics, Universiti Malaya, Kuala Lumpur, Malaysia
⁸⁰Centro de Investigacion y de Estudios Avanzados del IPN, Mexico City, Mexico
⁸¹Universidad Iberoamericana, Mexico City, Mexico
⁸²Benemerita Universidad Autonoma de Puebla, Puebla, Mexico
⁸³Universidad Autónoma de San Luis Potosí, San Luis Potosí, Mexico
⁸⁴University of Auckland, Auckland, New Zealand
⁸⁵University of Canterbury, Christchurch, New Zealand
⁸⁶National Centre for Physics, Quaid-I-Azam University, Islamabad, Pakistan
⁸⁷National Centre for Nuclear Research, Swierk, Poland
⁸⁸Institute of Experimental Physics, Faculty of Physics, University of Warsaw, Warsaw, Poland
⁸⁹Laboratório de Instrumentação e Física Experimental de Partículas, Lisboa, Portugal
⁹⁰Joint Institute for Nuclear Research, Dubna, Russia
⁹¹Petersburg Nuclear Physics Institute, Gatchina, St. Petersburg, Russia
⁹²Institute for Nuclear Research, Moscow, Russia

- ⁹³*Institute for Theoretical and Experimental Physics, Moscow, Russia*
⁹⁴*P.N. Lebedev Physical Institute, Moscow, Russia*
⁹⁵*Skobeltsyn Institute of Nuclear Physics, Lomonosov Moscow State University, Moscow, Russia*
⁹⁶*State Research Center of Russian Federation, Institute for High Energy Physics, Protvino, Russia*
⁹⁷*University of Belgrade, Faculty of Physics and Vinca Institute of Nuclear Sciences, Belgrade, Serbia*
⁹⁸*Centro de Investigaciones Energéticas Medioambientales y Tecnológicas (CIEMAT), Madrid, Spain*
⁹⁹*Universidad Autónoma de Madrid, Madrid, Spain*
¹⁰⁰*Universidad de Oviedo, Oviedo, Spain*
¹⁰¹*Instituto de Física de Cantabria (IFCA), CSIC-Universidad de Cantabria, Santander, Spain*
¹⁰²*CERN, European Organization for Nuclear Research, Geneva, Switzerland*
¹⁰³*Paul Scherrer Institut, Villigen, Switzerland*
¹⁰⁴*Institute for Particle Physics, ETH Zurich, Zurich, Switzerland*
¹⁰⁵*Universität Zürich, Zurich, Switzerland*
¹⁰⁶*National Central University, Chung-Li, Taiwan*
¹⁰⁷*National Taiwan University (NTU), Taipei, Taiwan*
¹⁰⁸*Chulalongkorn University, Faculty of Science, Department of Physics, Bangkok, Thailand*
¹⁰⁹*Cukurova University, Adana, Turkey*
¹¹⁰*Middle East Technical University, Physics Department, Ankara, Turkey*
¹¹¹*Bogazici University, Istanbul, Turkey*
¹¹²*Istanbul Technical University, Istanbul, Turkey*
¹¹³*National Scientific Center, Kharkov Institute of Physics and Technology, Kharkov, Ukraine*
¹¹⁴*University of Bristol, Bristol, United Kingdom*
¹¹⁵*Rutherford Appleton Laboratory, Didcot, United Kingdom*
¹¹⁶*Imperial College, London, United Kingdom*
¹¹⁷*Brunel University, Uxbridge, United Kingdom*
¹¹⁸*Baylor University, Waco, USA*
¹¹⁹*The University of Alabama, Tuscaloosa, USA*
¹²⁰*Boston University, Boston, USA*
¹²¹*Brown University, Providence, USA*
¹²²*University of California, Davis, Davis, USA*
¹²³*University of California, Los Angeles, USA*
¹²⁴*University of California, Riverside, Riverside, USA*
¹²⁵*University of California, San Diego, La Jolla, USA*
¹²⁶*University of California, Santa Barbara, Santa Barbara, USA*
¹²⁷*California Institute of Technology, Pasadena, USA*
¹²⁸*Carnegie Mellon University, Pittsburgh, USA*
¹²⁹*University of Colorado at Boulder, Boulder, USA*
¹³⁰*Cornell University, Ithaca, USA*
¹³¹*Fairfield University, Fairfield, USA*
¹³²*Fermi National Accelerator Laboratory, Batavia, USA*
¹³³*University of Florida, Gainesville, USA*
¹³⁴*Florida International University, Miami, USA*
¹³⁵*Florida State University, Tallahassee, USA*
¹³⁶*Florida Institute of Technology, Melbourne, USA*
¹³⁷*University of Illinois at Chicago (UIC), Chicago, USA*
¹³⁸*The University of Iowa, Iowa City, USA*
¹³⁹*Johns Hopkins University, Baltimore, USA*
¹⁴⁰*The University of Kansas, Lawrence, USA*
¹⁴¹*Kansas State University, Manhattan, USA*
¹⁴²*Lawrence Livermore National Laboratory, Livermore, USA*
¹⁴³*University of Maryland, College Park, USA*
¹⁴⁴*Massachusetts Institute of Technology, Cambridge, USA*
¹⁴⁵*University of Minnesota, Minneapolis, USA*
¹⁴⁶*University of Mississippi, Oxford, USA*
¹⁴⁷*University of Nebraska-Lincoln, Lincoln, USA*
¹⁴⁸*State University of New York at Buffalo, Buffalo, USA*
¹⁴⁹*Northeastern University, Boston, USA*
¹⁵⁰*Northwestern University, Evanston, USA*
¹⁵¹*University of Notre Dame, Notre Dame, USA*
¹⁵²*The Ohio State University, Columbus, USA*

¹⁵³*Princeton University, Princeton, USA*¹⁵⁴*University of Puerto Rico, Mayaguez, USA*¹⁵⁵*Purdue University, West Lafayette, USA*¹⁵⁶*Purdue University Calumet, Hammond, USA*¹⁵⁷*Rice University, Houston, USA*¹⁵⁸*University of Rochester, Rochester, USA*¹⁵⁹*The Rockefeller University, New York, USA*¹⁶⁰*Rutgers, The State University of New Jersey, Piscataway, USA*¹⁶¹*University of Tennessee, Knoxville, USA*¹⁶²*Texas A&M University, College Station, USA*¹⁶³*Texas Tech University, Lubbock, USA*¹⁶⁴*Vanderbilt University, Nashville, USA*¹⁶⁵*University of Virginia, Charlottesville, USA*¹⁶⁶*Wayne State University, Detroit, USA*¹⁶⁷*University of Wisconsin, Madison, USA*^aDeceased.^bAlso at Vienna University of Technology, Vienna, Austria.^cAlso at CERN, European Organization for Nuclear Research, Geneva, Switzerland.^dAlso at Institut Pluridisciplinaire Hubert Curien, Université de Strasbourg, Université de Haute Alsace Mulhouse, CNRS/IN2P3, Strasbourg, France.^eAlso at National Institute of Chemical Physics and Biophysics, Tallinn, Estonia.^fAlso at Skobeltsyn Institute of Nuclear Physics, Lomonosov Moscow State University, Moscow, Russia.^gAlso at Universidade Estadual de Campinas, Campinas, Brazil.^hAlso at Laboratoire Leprince-Ringuet, Ecole Polytechnique, IN2P3-CNRS, Palaiseau, France.ⁱAlso at Joint Institute for Nuclear Research, Dubna, Russia.^jAlso at Suez University, Suez, Egypt.^kAlso at Cairo University, Cairo, Egypt.^lAlso at Fayoum University, El-Fayoum, Egypt.^mAlso at British University in Egypt, Cairo, Egypt.ⁿAlso at Ain Shams University, Cairo, Egypt.^oAlso at Université de Haute Alsace, Mulhouse, France.^pAlso at Brandenburg University of Technology, Cottbus, Germany.^qAlso at Institute of Nuclear Research ATOMKI, Debrecen, Hungary.^rAlso at Eötvös Loránd University, Budapest, Hungary.^sAlso at University of Debrecen, Debrecen, Hungary.^tAlso at University of Visva-Bharati, Santiniketan, India.^uAlso at King Abdulaziz University, Jeddah, Saudi Arabia.^vAlso at University of Ruhuna, Matara, Sri Lanka.^wAlso at Isfahan University of Technology, Isfahan, Iran.^xAlso at University of Tehran, Department of Engineering Science, Tehran, Iran.^yAlso at Plasma Physics Research Center, Science and Research Branch, Islamic Azad University, Tehran, Iran.^zAlso at Università degli Studi di Siena, Siena, Italy.^{aa}Also at Centre National de la Recherche Scientifique (CNRS)-IN2P3, Paris, France.^{bb}Also at Purdue University, West Lafayette, USA.^{cc}Also at Institute for Nuclear Research, Moscow, Russia.^{dd}Also at St. Petersburg State Polytechnical University, St. Petersburg, Russia.^{ee}Also at National Research Nuclear University 'Moscow Engineering Physics Institute' (MEPhI), Moscow, Russia.^{ff}Also at California Institute of Technology, Pasadena, USA.^{gg}Also at Faculty of Physics, University of Belgrade, Belgrade, Serbia.^{hh}Also at Facoltà Ingegneria, Università di Roma, Roma, Italy.ⁱⁱAlso at Scuola Normale e Sezione dell'INFN, Pisa, Italy.^{jj}Also at University of Athens, Athens, Greece.^{kk}Also at Paul Scherrer Institut, Villigen, Switzerland.^{ll}Also at Institute for Theoretical and Experimental Physics, Moscow, Russia.^{mm}Also at Albert Einstein Center for Fundamental Physics, Bern, Switzerland.ⁿⁿAlso at Gaziosmanpasa University, Tokat, Turkey.^{oo}Also at Adiyaman University, Adiyaman, Turkey.^{pp}Also at Mersin University, Mersin, Turkey.^{qq}Also at Cag University, Mersin, Turkey.

- ^{rr} Also at Piri Reis University, Istanbul, Turkey
- ^{ss} Also at Anadolu University, Eskisehir, Turkey.
- ^{tt} Also at Ozyegin University, Istanbul, Turkey.
- ^{uu} Also at Izmir Institute of Technology, Izmir, Turkey.
- ^{vv} Also at Necmettin Erbakan University, Konya, Turkey.
- ^{ww} Also at Mimar Sinan University, Istanbul, Istanbul, Turkey.
- ^{xx} Also at Marmara University, Istanbul, Turkey.
- ^{yy} Also at Kafkas University, Kars, Turkey.
- ^{zz} Also at Yildiz Technical University, Istanbul, Turkey.
- ^{aaa} Also at Rutherford Appleton Laboratory, Didcot, United Kingdom.
- ^{bbb} Also at School of Physics and Astronomy, University of Southampton, Southampton, United Kingdom.
- ^{ccc} Also at University of Belgrade, Faculty of Physics and Vinca Institute of Nuclear Sciences, Belgrade, Serbia.
- ^{ddd} Also at Argonne National Laboratory, Argonne, USA.
- ^{eee} Also at Erzincan University, Erzincan, Turkey.
- ^{fff} Also at Texas A&M University at Qatar, Doha, Qatar.
- ^{ggg} Also at Kyungpook National University, Daegu, Korea.